

ACCELERATING THE ENERGY TRANSITION

Investor Presentation | Fourth Quarter 2022



AMG Lithium
Bitterfeld, Germany



AMG ADVANCED METALLURGICAL GROUP N.V.

CAUTIONARY NOTE

This document contains proprietary information and is being provided solely for information purposes by AMG Advanced Metallurgical Group N.V. (The “Company”) and may not be reproduced in any form or further distributed to any other person or published, in whole or in part, for any purpose, except with the prior written consent of the company. Failure to comply with this restriction may constitute a violation of applicable securities laws.

This presentation does not constitute or form part of, and should not be construed as, an offer to sell or issue or the solicitation of an offer to buy or acquire securities of the Company or any of its subsidiaries nor should it or any part of it, nor the fact of its distribution, form the basis of, or be relied on in connection with, any contract or commitment whatsoever.

This presentation has been prepared by, and is the sole responsibility of, the Company. This document, any presentation made in conjunction herewith and any accompanying materials are for information only and are not a prospectus, offering circular or admission document. This presentation does not form a part of, and should not be construed as, an offer, invitation or solicitation to subscribe for or purchase, or dispose of any of the securities of the companies mentioned in this presentation. These materials do not constitute an offer of securities for sale in the United States or an invitation or an offer to the public or form of application to subscribe for securities. Neither this presentation nor anything contained herein shall form the basis of, or be relied on in connection with, any offer or commitment whatsoever. The information contained in this presentation has not been independently verified. No representation or warranty, express or implied, is made as to, and no reliance should be placed on, the fairness, accuracy or completeness of the information or the opinions contained herein. The Company and its advisors are under no obligation to update or keep current the information contained in this presentation. To the extent allowed by law, none of the Company or its affiliates, advisors or representatives accept any liability whatsoever (in negligence or otherwise) for any loss howsoever arising from any use of this presentation or its contents or otherwise arising in connection with the presentation.

Certain statements in this presentation constitute forward-looking statements, including statements regarding the Company's financial position, business strategy, plans and objectives of management for future operations. These statements, which contain the words "believe," "expect," "anticipate," "intends," "estimate," "forecast," "project," "will," "may," "should" and similar expressions, reflect the beliefs and expectations of the management board of directors of the Company and are subject to risks and uncertainties that may cause actual results to differ materially. These risks and uncertainties include, among other factors, the achievement of the anticipated levels of profitability, growth, cost and synergy of the Company's recent acquisitions, the timely development and acceptance of new products, the impact of competitive pricing, the ability to obtain necessary regulatory approvals, and the impact of general business and global economic conditions. These and other factors could adversely affect the outcome and financial effects of the plans and events described herein.

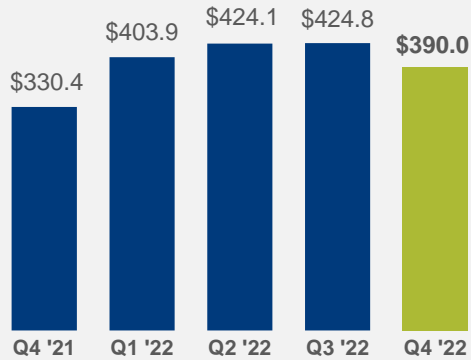
Neither the Company, nor any of its respective agents, employees or advisors intend or have any duty or obligation to supplement, amend, update or revise any of the forward-looking statements contained in this presentation.

The information and opinions contained in this document are provided as at the date of this presentation and are subject to change without notice.

This document has not been approved by any competent regulatory or supervisory authority.

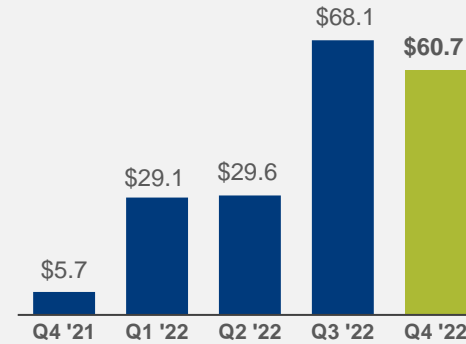
FINANCIAL HIGHLIGHTS

REVENUE (IN MILLIONS OF US DOLLARS)

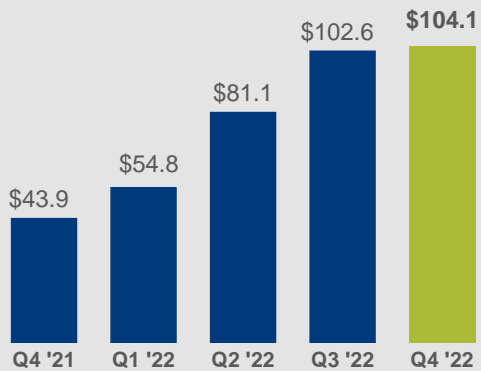


NET INCOME ATTRIBUTABLE TO SHAREHOLDERS

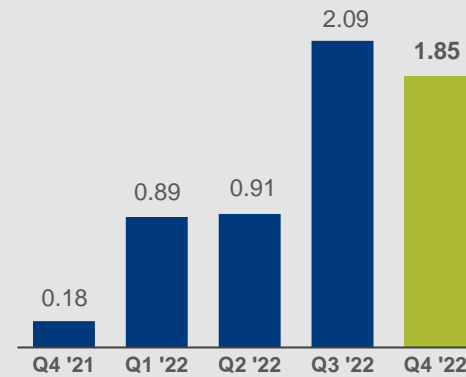
(IN MILLIONS OF US DOLLARS)



EBITDA (IN MILLIONS OF US DOLLARS)

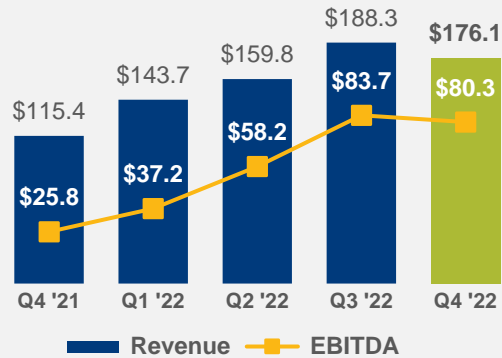


EARNINGS PER SHARE (IN US DOLLARS)



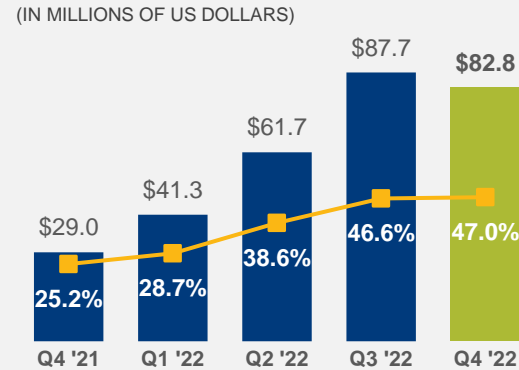
AMG CLEAN ENERGY MATERIALS FINANCIAL HIGHLIGHTS

REVENUE & EBITDA (IN MILLIONS OF US DOLLARS)



EBITDA increased \$55 million vs. Q4 '21

GROSS PROFIT EXCLUDING EXCEPTIONAL ITEMS (IN MILLIONS OF US DOLLARS)



Gross profit increased \$54 million vs. Q4 '21

CAPITAL EXPENDITURES (IN MILLIONS OF US DOLLARS)



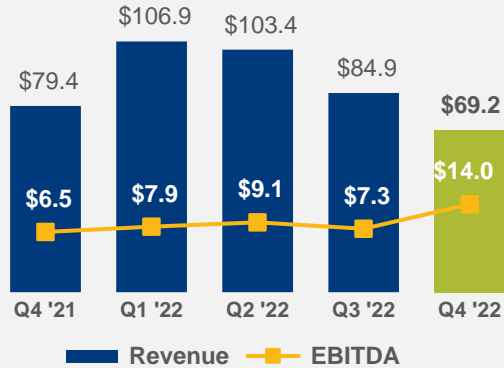
Q4 '22 spending in line with Q4 '21

KEY HIGHLIGHTS

- Revenue increased 53% vs Q4 2021, to \$176 million, driven mainly by higher prices in vanadium, tantalum and lithium concentrates, as well as increased sales volumes of vanadium and tantalum concentrate
- Gross profit before non-recurring items in Q4 2022 increased \$54 million compared to Q4 2021 primarily due to the increased price environment
- SG&A expenses in Q4 2022 were in line with Q4 2021 at \$12 million
- EBITDA increased to \$80 million from \$26 million due to the improved gross profit

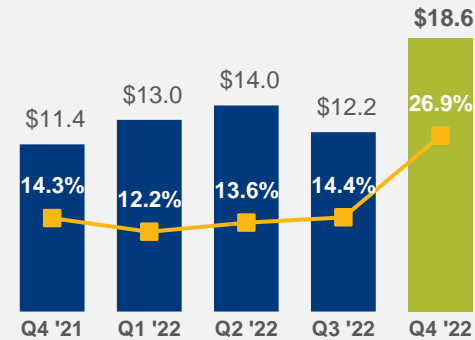
AMG CRITICAL MINERALS FINANCIAL HIGHLIGHTS

REVENUE & EBITDA (IN MILLIONS OF US DOLLARS)



EBITDA more than doubled vs. Q4 '21

GROSS PROFIT EXCLUDING EXCEPTIONAL ITEMS (IN MILLIONS OF US DOLLARS)



Gross profit increased \$7.3 million vs. Q4 '21

CAPITAL EXPENDITURES (IN MILLIONS OF US DOLLARS)



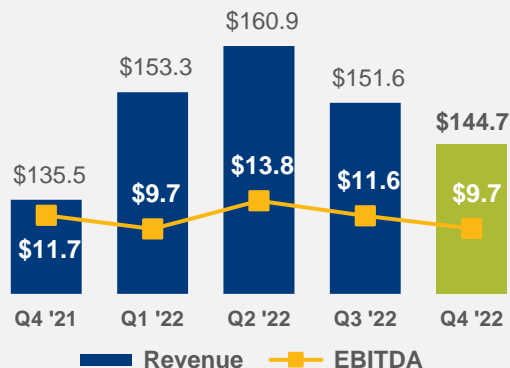
50% YoY

KEY HIGHLIGHTS

- Revenue decreased by \$10 million, to \$69 million, in Q4 2022 mainly due to lower volumes across the segment
- Gross profit before non-recurring items of \$19 million was largely driven by the improved price environment and favorable energy contracts for silicon production in Q4 2022
- SG&A expenses in Q4 2022 decreased by 20% compared to Q4 2021 due to lower share-based compensation expense in Q4 2022 associated with a reversal recorded in the prior year
- EBITDA in Q4 2022 more than doubled YoY, to \$14 million, because of the improved gross profit and favorable energy contracts at AMG Silicon in the current quarter

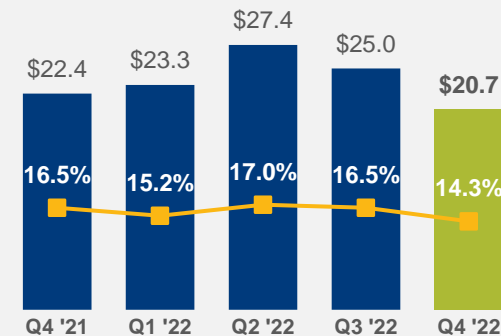
AMG CRITICAL MATERIALS TECHNOLOGIES FINANCIAL HIGHLIGHTS

REVENUE & EBITDA (IN MILLIONS OF US DOLLARS)



Revenue increased 7% vs. Q4 '21

GROSS PROFIT EXCLUDING EXCEPTIONAL ITEMS (IN MILLIONS OF US DOLLARS)



Gross profit decreased due to chrome margins that were impacted by market disruptions

ORDER INTAKE (IN MILLIONS OF US DOLLARS)



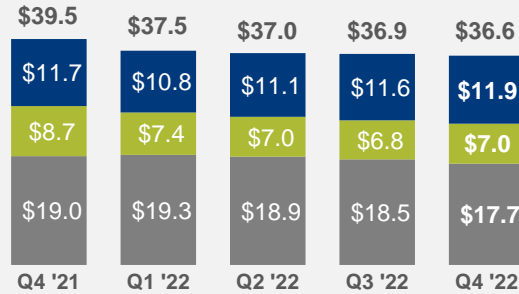
Book to bill ratio of 1.28x in Q4 '22

KEY HIGHLIGHTS

- Q4 2022 revenue increased by \$9 million vs. Q4 2021, driven by higher sales volumes of titanium aluminides and higher prices for chrome metal
- EBITDA was \$10 million in Q4 2022 vs. \$12 million in Q4 2021 with the decrease due to the chrome market dislocation offset by stronger profitability from the Engineering business
- The Company signed \$67 million in new orders during Q4 2022, representing a 1.28x book to bill ratio, driven by strong orders of turbine blade and induction furnaces
- Order backlog was \$220 million as of December 31, 2022, the highest since March 31, 2020

KEY CORPORATE INCOME STATEMENT ITEMS

SG&A EXPENSES (IN MILLIONS OF US DOLLARS)

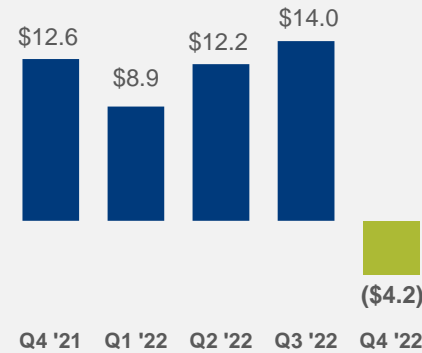


- Clean Energy Materials
- Critical Minerals
- Critical Materials Technologies

SG&A decreased 7% vs. Q4 '21

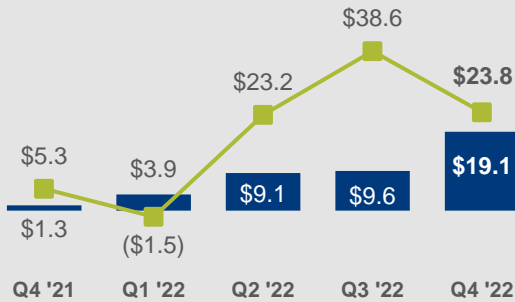
NET FINANCE COSTS (INCOME) (IN MILLIONS OF US DOLLARS)

(IN MILLIONS OF US DOLLARS)



Variance driven by FX gains of \$10 million primarily due to non-cash intergroup balances

TAXES (IN MILLIONS OF US DOLLARS)



- Taxes Paid
- Income Tax Expense (Benefit)

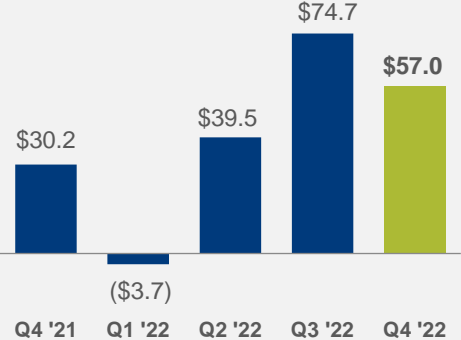
Income tax expense variance vs. Q4 '21 driven by enhanced operating results in AMG Lithium & movements in the Brazilian real

KEY HIGHLIGHTS

- SG&A expenses were \$37 million in Q4 2022 vs. \$40 million in Q4 2021, with the decrease due to lower share-based compensation expense associated with a reversal in the prior year
- AMG had \$4 million in net finance income in Q4 2022 vs. a cost of \$13 million in Q4 2021; this variance was mainly driven by foreign exchange gains of \$10 million due to non-cash intergroup balances
- AMG recorded an income tax expense of \$24 million in Q4 2022, compared to \$5 million in Q4 2021; this variance was mainly driven by enhanced operating results in AMG Lithium at its Brazil operation coupled with movements in the Brazilian real

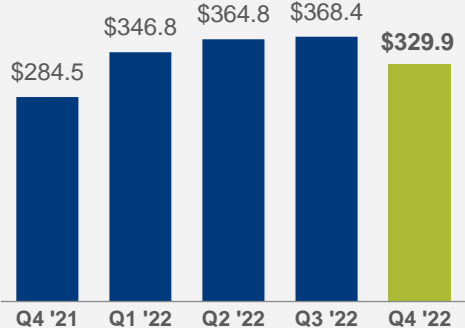
CASH FLOW AND WORKING CAPITAL

OPERATING CASH FLOW (IN MILLIONS OF US DOLLARS)



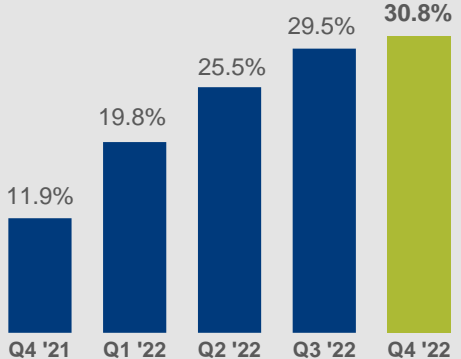
89%
YoY

NET DEBT (IN MILLIONS OF US DOLLARS)



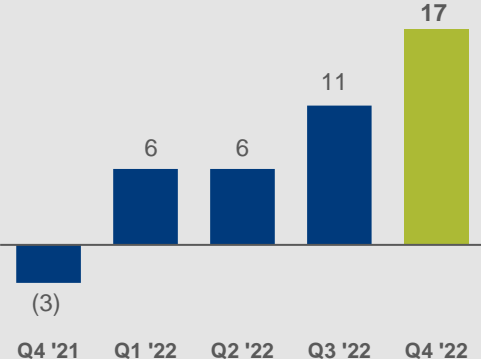
Increase vs. YE 2021 mainly due to the significant investment in growth initiatives

ANNUALIZED ROCE



ROCE was more than double vs. Q4 '21

WORKING CAPITAL DAYS



Variance vs. Q4 '21 driven by the startup of the Zanesville facility

APPENDIX



AMG Engineering
Hanau, Germany

AMG ENGINEERING **ald** ALD Vacuum Technologies
Electron Beam Melting

LEADER IN ADVANCED TECHNOLOGIES TO ADDRESS CO₂ REDUCTION

CO₂ REDUCTION

A GLOBAL IMPERATIVE FOR THE 21ST CENTURY

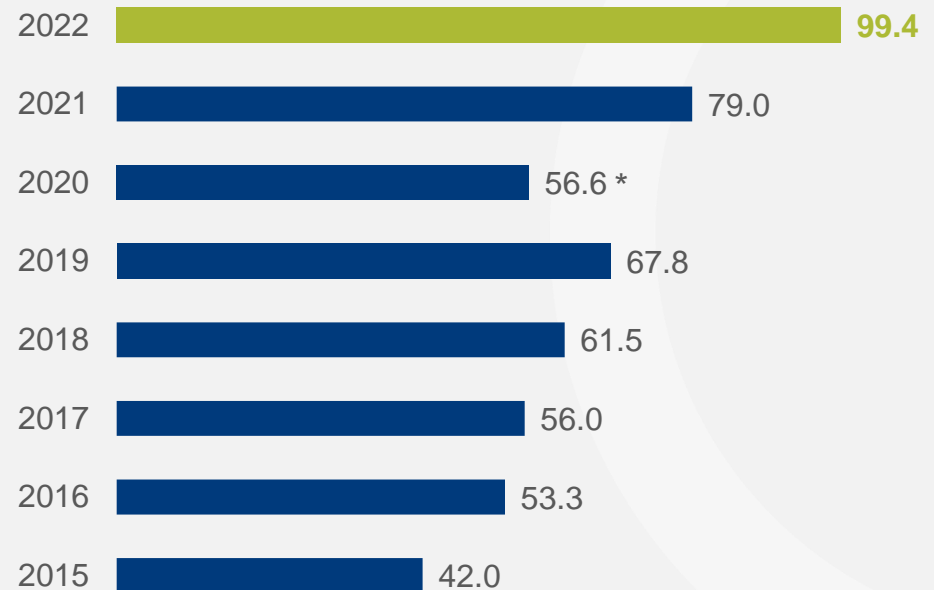
AMG: ENABLING TECHNOLOGIES

Products and processes saving CO₂ emissions during use (e.g., light-weighting and fuel efficiency in the aerospace and automotive industries)

AMG: MITIGATING TECHNOLOGIES

Products and processes saving raw minerals, energy and CO₂ emissions during manufacturing (e.g., recycling of ferrovanadium)

AMG'S ENABLED CO₂ EMISSION REDUCTIONS (Million MT)



* 2020 decrease due to the global pandemic significantly impacting volumes in our aerospace exposed businesses

QUARTERLY REVENUE DRIVERS

CLEAN ENERGY MATERIALS

	SEGMENT RESULTS		KEY DRIVERS	
	<u>Q4 2022</u>	<u>Q4 2021</u>	Price	Volume
Revenue	\$176.1	\$115.4	Vanadium	
Gross Profit *	\$82.8	\$29.0	Spodumene	
			Tantalum	

CRITICAL MINERALS

	SEGMENT RESULTS		KEY DRIVERS	
	<u>Q4 2022</u>	<u>Q4 2021</u>	Price	Volume
Revenue	\$69.2	\$79.4	Graphite	
Gross Profit *	\$18.6	\$11.4	Silicon	
			Antimony	

CRITICAL MATERIALS TECHNOLOGIES

	SEGMENT RESULTS		KEY DRIVERS	
	<u>Q4 2022</u>	<u>Q4 2021</u>	Price	Volume
Revenue	\$144.7	\$135.5	Chrome	
Gross Profit *	\$20.7	\$22.4	Titanium Alloys	
			Engineering Book to Bill	**

* Gross Profit excluding exceptional items

** AMG Engineering variance arrow represents total change in book to bill, not volume or price

CRITICAL MATERIALS — AVERAGE QUARTERLY MARKET PRICES

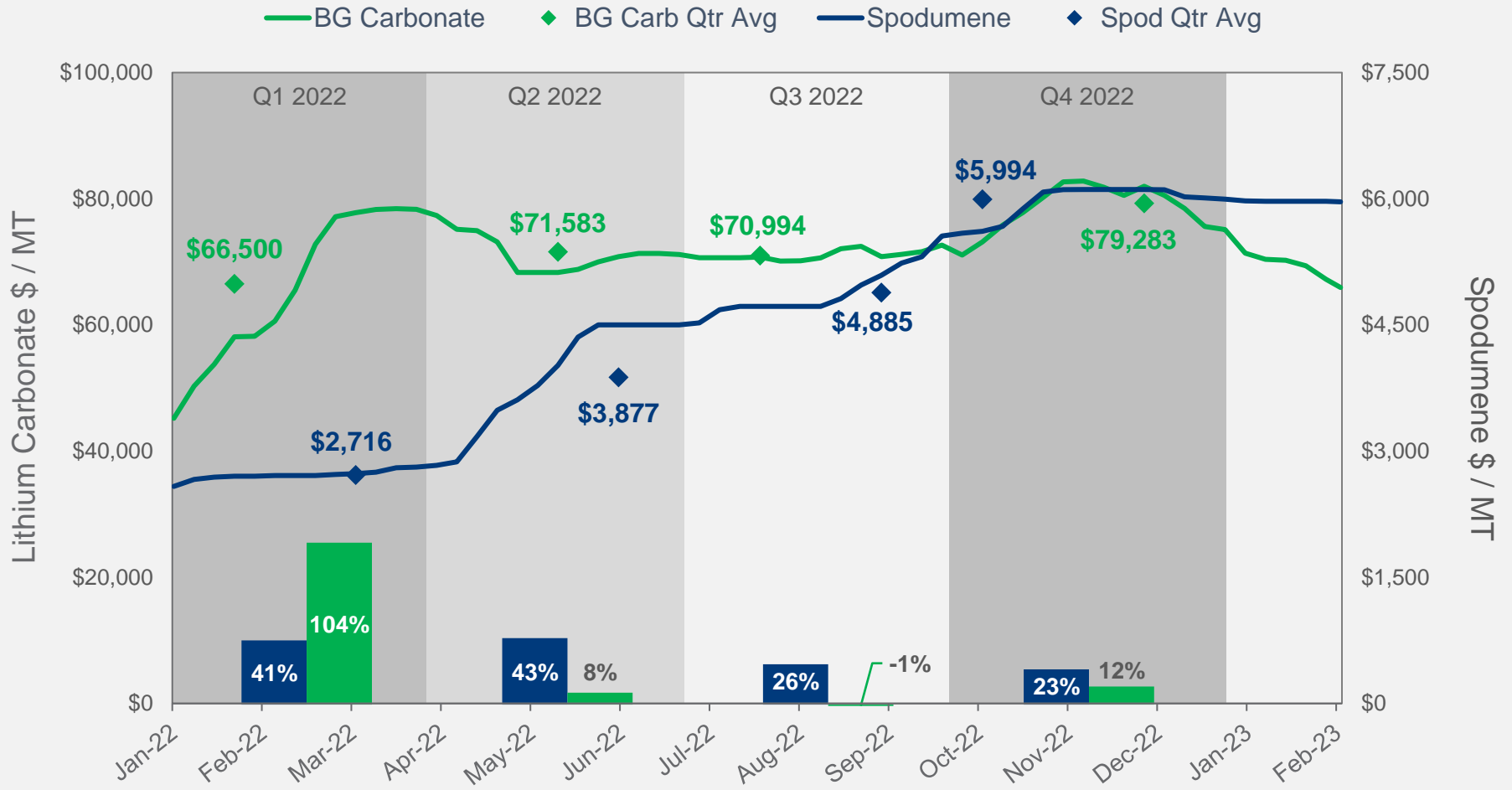
MATERIALS	Q4 2021	Q4 2022	FEB 15, 2023 SPOT	Q4 '22 VS. Q4 '21 % CHANGE	SPOT VS. Q4 '22 % CHANGE
Ferrovandium (\$/lb) <i>CRU</i>	\$15.14	\$19.48	\$19.00	29%	(2%)
Molybdenum (\$/lb) <i>S&P Global Platts</i>	\$18.87	\$22.07	\$35.40	17%	60%
Nickel (\$/MT) <i>Fastmarkets</i>	\$19,830	\$25,279	\$26,895	27%	6%
Chrome Metal (\$/lb) <i>CRU</i>	\$5.58	\$5.92	\$5.53	6%	(7%)
Tantalum (\$/lb) <i>Argus Metals</i>	\$76.43	\$86.40	\$103.50	13%	20%
Spodumene (\$/MT) <i>Asian Metal</i>	\$1,922	\$5,994	\$5,950	212%	(1%)
Lithium Carbonate (\$/MT) <i>Asian Metal</i>	\$32,577	\$79,283	\$64,578	143%	(19%)
Lithium Hydroxide (\$/MT) <i>Fastmarkets</i>	\$27,420	\$79,920	\$81,500	191%	2%
Antimony (\$/MT) <i>Fastmarkets</i>	\$13,223	\$11,423	\$13,200	(14%)	16%
Graphite (\$/MT) <i>Benchmark Minerals</i>	\$1,133	\$1,145	\$1,148	1%	0%
Silicon Metal (€/MT) <i>CRU</i>	€7,485	€3,720	€3,650	(50%)	(2%)

CRITICAL MATERIALS — FULL YEAR AND CURRENT SPOT PRICES

MATERIALS	AVG 2021	AVG 2022	FEB 15, 2023 SPOT	AVG '22 VS. AVG '21 % CHANGE	SPOT VS. AVG '22 % CHANGE
Ferrovandium (\$/lb) <i>CRU</i>	\$15.81	\$23.89	\$19.00	51%	(20%)
Molybdenum (\$/lb) <i>S&P Global Platts</i>	\$15.98	\$18.91	\$35.40	18%	87%
Nickel (\$/MT) <i>Fastmarkets</i>	\$18,500	\$25,993	\$26,895	41%	3%
Chrome Metal (\$/lb) <i>CRU</i>	\$4.37	\$7.13	\$5.53	63%	(22%)
Tantalum (\$/lb) <i>Argus Metals</i>	\$76.01	\$99.17	\$103.50	30%	4%
Spodumene (\$/MT) <i>Asian Metal</i>	\$971	\$4,386	\$5,950	352%	36%
Lithium Carbonate (\$/MT) <i>Asian Metal</i>	\$18,882	\$72,457	\$64,578	284%	(11%)
Lithium Hydroxide (\$/MT) <i>Fastmarkets</i>	\$16,560	\$68,000	\$81,500	311%	20%
Antimony (\$/MT) <i>Fastmarkets</i>	\$11,752	\$13,367	\$13,200	14%	(1%)
Graphite (\$/MT) <i>Benchmark Minerals</i>	\$1,030	\$1,185	\$1,148	15%	(3%)
Silicon Metal (€/MT) <i>CRU</i>	€3,825	€4,428	€3,650	16%	(18%)

LITHIUM CARBONATE VS SPODUMENE PRICES

(ASIAN METAL MARKET SPOT)



Notes

- Prices are shown as weekly averages taken over the period January 1, 2022, through February 15, 2023.
- Pricing Indexes: Asian Metal's Spodumene Li₂O 6%min CIF China USD/mt; and Asian Metal's Lithium Carbonate 99.5%min China RMB/mt, converted to \$/mt.



PROFIT FOR THE PERIOD TO EBITDA RECONCILIATION

(000's USD)	Q4 2022	Q4 2021	FY 2022	FY 2021
Profit for the period	\$62,669	\$4,139	\$190,771	\$13,779
Income tax expense	23,827	5,293	84,097	8,707
Net finance (income) cost	(4,177)	12,644	30,941	33,602
Equity-settled share-based payment transactions	1,414	6,883	5,552	10,206
Restructuring expense (reversal)	389	(140)	582	522
Net contract settlements ⁽¹⁾	971	–	(45,436)	–
Inventory cost adjustment	1,589	–	1,589	1,164
Asset impairment (reversal) expense ⁽¹⁾	(990)	153	10,597	(711)
Environmental provision	143	230	133	11,941
Strategic project expense ⁽²⁾	5,885	3,769	17,070	12,157
Share of loss of associates	–	219	1,250	1,053
Others	(1)	(512)	105	571
EBIT	91,719	32,678	297,251	92,991
Depreciation and amortization	12,342	11,207	45,299	43,685
EBITDA	104,061	43,885	342,550	136,676

Notes:

- (1) Associated with the silicon metal shutdown, AMG recorded income from the sale of an existing supply contract which positively impacted operating profit for the year. This income was offset by a settlement with a major customer and an impairment of existing assets.
- (2) The Company is in the initial development and ramp-up phases for several strategic expansion projects, including AMG Vanadium's expansion project, the joint venture with Shell, Hybrid Lithium Vanadium Redox Flow Battery System, and the lithium expansion in Germany, which incurred project expenses during the quarter but are not yet operational. AMG is adjusting EBITDA for these exceptional charges.



LITHIUM LAB



LITHIUM HYDROXIDE – BITTERFELD, GERMANY



LIVA BATTERY



LI PROCESSING, AMG BRAZIL



TITANIUM



PLUTONIUM



TANTALUM, NIOBIUM, AND HAFNIUM



VANADIUM, MOLYBDENUM AND NICKEL – CAMBRIDGE, OHIO



VANADIUM, MOLYBDENUM AND NICKEL – ZANESVILLE, OHIO



LITHIUM TAILINGS



ENGINEERING – HANAU, GERMANY



MELTSHOP – ZANESVILLE, OHIO



V₂O₅

This announcement appears as a matter of record.



AMG's LAW:

“Everything that can be recycled will be recycled.”

AMG ADVANCED METALLURGICAL GROUP N.V.
amg-nv.com