


An aerial photograph of a winding asphalt road cutting through a dense, lush green forest. A white car is driving on the road, moving away from the viewer. The road has white lane markings. The forest is thick with various shades of green, suggesting a healthy, mature woodland.

CRITICAL MATERIALS FOR A SUSTAINABLE PLANET

AMG ADVANCED METALLURGICAL GROUP N.V.
ANNUAL REPORT 2022





2	At a Glance
4	Report of the Management Board
6	Financial & Operational Highlights
8	Letter to Shareholders
14	Business Review-AMG Clean Energy Materials
16	Business Review-AMG Critical Minerals
18	Business Review-AMG Critical Materials Technologies
20	Risk Management & Internal Controls
26	Statement of Responsibilities
28	Report of the Supervisory Board
38	Remuneration Report for the Year 2022
52	Sustainable Development
74	Corporate Governance
81	Financials
82	Financial Review



GLOBAL TRENDS

CO₂ emission reduction, circular economy, population growth, increasing affluence, and energy efficiency

DEMAND

Innovative new products that promote CO₂ reduction, including materials with higher energy density and higher temperature resistance, as well as products that are lighter and stronger than competing materials

SUPPLY

AMG sources, upgrades, purifies, and supplies the critical materials that the market demands

AT A GLANCE

AMG's mission is to provide critical materials and related process technologies to advance a less carbon-intensive world. To this end, AMG is focused on the production and development of energy storage materials such as lithium, vanadium, and tantalum. In addition, AMG's products include highly engineered systems to reduce CO₂ in aerospace engines, as well as critical materials addressing CO₂ reduction in a variety of other end use markets.



TRANSPORTATION

Innovation is driving demand for critical materials in the transportation industry. AMG's lithium concentrate is in high demand as electric vehicle battery demand continues to grow. Highly engineered materials science-based solutions are needed to increase operating efficiency, lower aircraft weight and improve economics.



ENERGY

Global energy demand growth is driven by two opposing factors—increased energy usage and improvements in energy efficiency. AMG provides materials science-based technologies to improve energy efficiency and increase energy supply, such as graphite used as an insulation material or vanadium electrolyte for vanadium redox flow batteries.



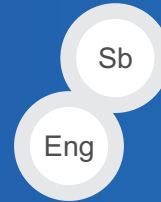
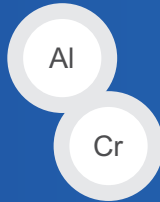
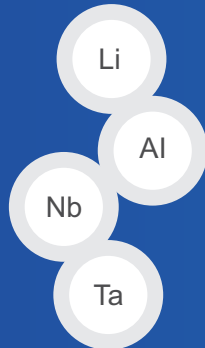
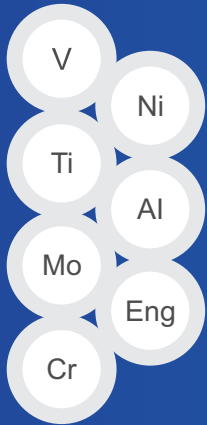
INFRASTRUCTURE

Improvements in infrastructure are essential to growing global GDP and reducing carbon emissions. AMG provides critical materials such as ferrovanadium for high-strength steels. These technologies are deployed in infrastructure projects that are critical to addressing global urbanization trends.



SPECIALTY METALS & CHEMICALS

Specialty metals and chemicals are used to create products that improve global living standards. AMG produces customized materials science-based solutions that meet the market's exacting demands, including tantalum, a material used as a capacitor in electronics, and vanadium-based chemicals which improve the insulating and infrared absorbent properties of structural glass and chemical compounds.



USA

- Aluminum Master Alloys
- Titanium
- Chrome Metal
- Nickel
- Ferrovandium
- Molybdenum
- Engineering

Brazil

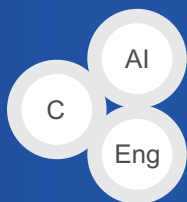
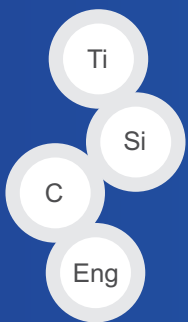
- Tantalum
- Aluminum Master Alloys
- Niobium
- Lithium

United Kingdom

- Aluminum Master Alloys
- Aluminum Powders
- Chrome Metal

France

- Antimony
- Engineering



Germany

- Titanium
- Natural Graphite
- Silicon Metal
- Engineering

China

- Aluminum Master Alloys
- Natural Graphite
- Engineering

Sri Lanka

- Natural Graphite

Mozambique

- Natural Graphite

Mexico

- Engineering

REPORT OF THE
MANAGEMENT BOARD



DR. HEINZ SCHIMMELBUSCH ●
CHAIRMAN & CHIEF EXECUTIVE OFFICER



ERIC JACKSON ●
CHIEF OPERATING OFFICER



JACKSON DUNCKEL ●
CHIEF FINANCIAL OFFICER

BORN 1944

Dr. Schimmelbusch was appointed Chief Executive Officer and Chairman of the Management Board on November 21, 2006, and he was reappointed for a term of two years starting May 6, 2021. He has served in a similar capacity for businesses comprising AMG since 1998.

Dr. Schimmelbusch served as Chairman of the Management Board of Metallgesellschaft AG from 1989 to 1993. His directorships have included

Allianz Versicherung AG, Mobil Oil AG, Teck Corporation, Methanex Corporation, Metall Mining Corporation and MMC Norilsk Nickel.

Dr. Schimmelbusch served as a member of the Presidency of the Federation of German Industries (BDI) and the Presidency of the International Chamber of Commerce (ICC). Dr. Schimmelbusch received his graduate degree (with distinction) and his doctorate (magna cum laude) from the University of Tübingen, Germany.

BORN 1952

Mr. Jackson was appointed a member of the AMG Management Board on April 1, 2007. He was appointed to the newly created position of Chief Operating Officer on November 9, 2011, and reappointed to the AMG Management Board for a term of four years on May 6, 2021. Mr. Jackson has served in various senior management positions for businesses now owned by AMG since 1996, most recently as President and

Chief Operating Officer of Metallurg, Inc. Mr. Jackson previously held senior management positions at Phibro, a division of Salomon Inc., Louis Dreyfus Corporation and Cargill Incorporated in Canada and the United States.

Mr. Jackson received a Bachelor of Science degree in Economics and an MBA, both from the University of Saskatchewan.

BORN 1964

Mr. Dunckel was appointed Chief Financial Officer of AMG on February 1, 2016. He was appointed a member of the AMG Management Board on May 4, 2016 and reappointed for a term of four years on May 6, 2020.

Mr. Dunckel joined AMG from the Macquarie Group Limited where he served as Managing Director and US Head of Chemicals from 2010 to

2015. Prior to this, Mr. Dunckel held various senior level positions at JP Morgan Chase since 1995, including Executive Director, Investment Banking Coverage. Mr. Dunckel graduated, cum laude, with a bachelor's degree in European History from the University of California, Berkeley, and completed his MBA in International Finance at the Leonard Stern School of Business in 1995.

FINANCIAL & OPERATIONAL HIGHLIGHTS

1,643 REVENUE \$M	409 GROSS PROFIT \$M	343 EBITDA \$M
168 CASH FROM OPERATING ACTIVITIES \$M	17 WORKING CAPITAL DAYS	330 NET DEBT \$M
0.46 LOST TIME INCIDENT RATE	0.95 TOTAL INCIDENT RATE	5.73 DILUTED EARNINGS PER SHARE \$

29%
Energy

28%
Transportation

22%
Infrastructure

21%
Specialty Metals
& Chemicals



Operational Highlights

The project to expand the spodumene production in AMG Brazil is progressing. The objective is to be at full capacity in the second half of 2023.

AMG Brazil, JX Nippon Mining & Metals Corporation ("JXNMM") and TANIOBIS GmbH announced a strategic partnership in December 2022 for the production and supply of tantalum concentrate from AMG's Mibra Mine in Brazil. JXNMM will invest in the expansion of tantalum concentrate production that is occurring in combination with AMG's already announced expansion of spodumene capacity. All tantalum pre-concentrate will be sold to TANIOBIS, providing long-term stability in tantalum sales and corresponding by-product credits to lithium production costs for AMG Brazil.

The AMG Lithium refinery in Bitterfeld, Germany, Europe's first lithium hydroxide refinery, is under construction, and commissioning for the first 20,000-ton module of the battery-grade lithium hydroxide upgrader will commence in the fourth quarter of 2023.

AMG Lithium's battery-grade hydroxide refinery has signed a binding supply agreement with EcoPro, a leading South Korean cathode paste producer, for an initial three-year term to deliver a minimum of 5,000 tons per annum of battery-grade lithium hydroxide to EcoPro's cathode materials production plant in Debrecen, Hungary.

AMG Lithium has signed a non-binding memorandum of understanding with FREYR Battery, the basis of which is for AMG Lithium to supply FREYR between 3,000 to 5,000 tons per annum of battery-grade lithium hydroxide.

AMG has negotiated a strategic tolling contract for our spodumene production as well as third-party spodumene to supply technical-grade hydroxide to Bitterfeld.

AMG has consolidated its lithium value chain under one legal entity in order to increase the focus on long-term value creation of its lithium activities.

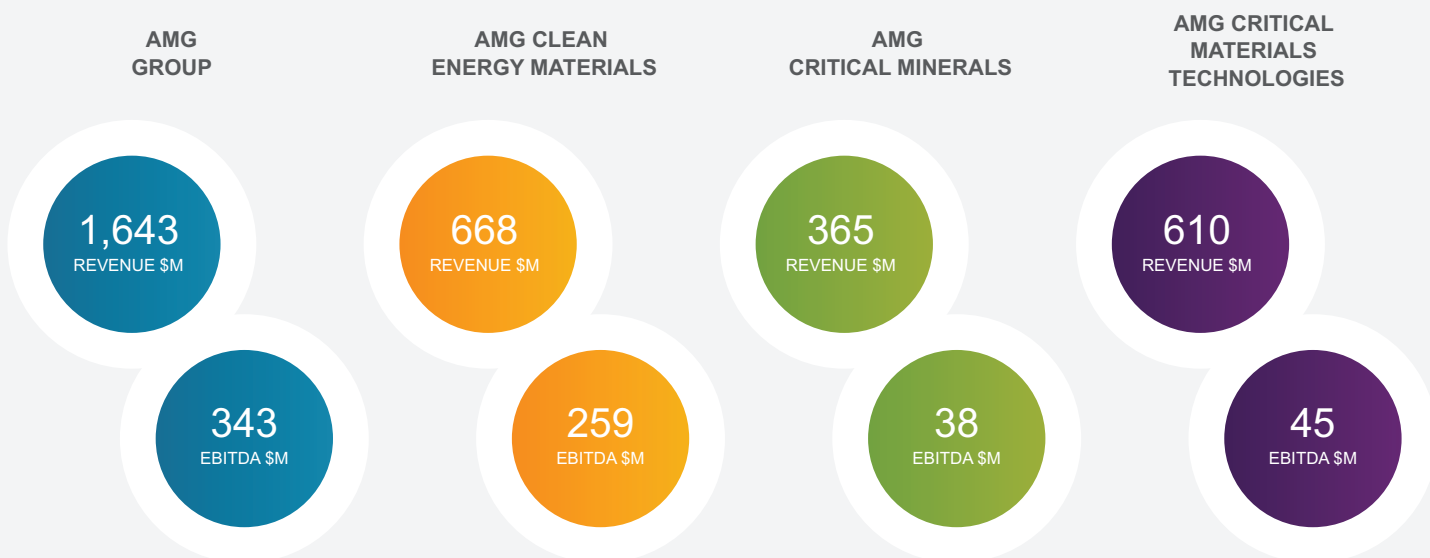
The new vanadium spent catalyst recycling facility in Zanesville, Ohio, which started operating on October 29, 2022, continues to perform well and is targeting full production capacity in the second quarter of 2023. This is a clear manifestation of AMG's industry leadership in the recycling of hazardous refinery waste globally.

Shell & AMG Recycling B.V. ("SARBV") continues to advance its projects in the Middle East, in particular the first phase of the Supercenter project based on long-term supply agreements with Saudi Arabian Oil Company ("Aramco"). Plant design optimization, site selection and permitting activities are progressing and the FEL3 partnering with Hatch began in December 2022.

AMG's innovative lithium vanadium battery ("LIVA") for industrial power management applications has successfully started up at our plant in Hauzenberg, Germany, and in November 2022, put its first battery Hybrid Energy Storage System ("HESS") into fully automatic operation mode.

AMG LIVA sold its first commercial industrial battery HESS in December 2022 to Wipotec GmbH, a leading global provider of intelligent weighing and inspection technology located in Southern Germany. HESS will be integrated into the facility's power system.

In January 2023, AMG approved building a vanadium electrolyte plant at its subsidiary, AMG Titanium, in Nuremberg, Germany. The target capacity is 6,000 m³ vanadium electrolyte. Basic engineering for the plant was completed in November 2022, with production expected to start at the end of 2023.



LETTER TO SHAREHOLDERS

2022: A TRANSFORMATIONAL YEAR

We are pleased to report on the very successful year 2022. **AMG has achieved the highest EBITDA in its 15-year history with \$343 million for the full year 2022.** For 2023, we provided EBITDA guidance “to exceed \$400 million.” Our 5-year EBITDA guidance from May 2022 stands as “\$500 million, or more, in 5 years, or less.” This will be updated at the Annual General Meeting on May 4, 2023.

The star performer in 2022 was AMG Lithium's Brazil operation with an EBITDA contribution of \$215 million, or 63% of the total EBITDA. This share of “lithium” in AMG is likely to increase over time, as the mine in Brazil expands.

In summary, AMG has shifted to a new plateau of profitability. The 5-year average EBITDA for 2017 through 2021 was around \$130 million. The 5-year average EBITDA for 2022 through 2026 is likely to exceed \$400 million.

We ended the year with a cash position of \$346 million, slightly higher than last year, despite having invested more than \$300 million in fixed assets, working capital, dividends, and debt reduction. This outstanding end-of-year cash balance clearly demonstrates AMG’s ability to generate operating cash flow. This operating cash flow combined with our cash on hand is more than enough to fund the strategic projects detailed below.

AMG strives to maintain a conservative balance sheet and currently we have extremely low leverage by any measure. AMG has \$330 million of net debt, which is less than 1x EBITDA, and the book value of our equity is \$518 million, yielding a 0.64 net debt / equity ratio. AMG’s long-term debt facilities are split between a senior secured bank loan and a municipal bond. AMG issued the 7-year \$350 million term loan B in November 2021, and swapped the interest rate from floating to fixed at 4.9%. The 30-year unsecured \$325 million municipal bond has a fixed interest rate of 4.7%. Because of this, AMG’s entire debt is fixed below 5.0%, and we are not affected by the current rising rate environment. **Our fortress balance sheet will continue to support AMG as we continue to invest in our growth platforms.**

Furthermore, **AMG’S ROCE was 31%, a ratio rarely reached in our industry, especially considering our investment intensity.**

In addition to the excellent financial results, we have achieved several milestones in health and safety with 31 of AMG’s locations achieving **zero lost time incidents**. We outperformed the 2021 U.S. Bureau of Labor Statistics for Primary Metal Manufacturing by 77% for the recordable rate and by 62% for the lost time incidents.

We have further upgraded AMG’s ESG profile by **enabling a record of 99 million tons of CO₂ reduction** (exceeding the 79 million tons in 2021) and have committed to quantitative long-term targets to reduce CO₂ emissions (see the following table). The

continuous success of a number of our leading products based on circular economy activities or enabling CO₂ reduction at the level of our customers is based on our **capital allocation principle of “double materiality”**: capital expenditure authorizations look (1) at the incremental financial value and (2) at the impact on CO₂ reduction. Investment projects with a net CO₂ burden are only authorized under very special circumstances. We will continue our investment projects which are third-party verified by a global sustainability consultant with full Life Cycle Assessments to

Commitment	Baseline	2022	2030 Target	Status
Reduce direct CO ₂ emissions by 20% by 2030	625,000 mt	-26%	125,000 mt (-20%)	on track
Increase enabled CO ₂ by 10% per year	79 million mt	+25%	10% per year	on track

AMG’s substantial contribution to climate correction is not yet widely recognized (please see the ECO₂RP section at the end of this letter). The accelerating Scope 4 debate might change that.

AMG’s newly formed Diversity Council has commenced operations and will render ongoing advice to the Management Board and the management teams of the units on how to monitor, enhance, and increase diversity on a variety of levels within the AMG Group. This is in line with our updated Value Statement and is an important milestone within our ESG initiatives.

NAME CHANGE: AMG CRITICAL MATERIALS N.V.

We will change our name to AMG Critical Materials N.V. As the AMG Critical Materials portfolio has developed over time, the company name “AMG Advanced Metallurgical Group N.V.” no longer adequately covers the activities of our Group. In the IPO prospectus of 2007, “Lithium” was not even mentioned. AMG’s mission is to provide critical materials and related process technologies to advance a less carbon-intensive world. That has not changed. AMG’s strategic investments continue to be focused on enabling CO₂ reduction within our “double materiality” system of capital allocation. That has not changed. However, AMG’s product portfolio has narrowed. Energy storage materials have taken center stage – lithium and vanadium in particular – and that is where we operate in technologies beyond metallurgy.

STRATEGIC PROJECTS GENERATING GROWTH

We have brought the \$325 million Zanesville **vanadium recycling construction project to completion**, the largest AMG investment project ever, on time and on budget and expect full production during the present quarter. At the Mibra Mine, we have commenced the construction of the expansion of the **annual spodumene production from 90,000 tons to 130,000 tons**. We have integrated our tantalum operations in Brazil into a **joint venture with JX Nippon Mining and Metals**, the world leader in the tantalum downstream market. Our tantalum operations are an important contributor to the Mibra Mine being such a low-cost spodumene producer. In Bitterfeld, Germany, we have commenced the construction of **Europe’s first lithium hydroxide battery-grade (BG) refinery** with a first module of 20,000-ton capacity. And **we have built and successfully commissioned the first LIVA battery for industrial peak shaving applications and are expanding it to provide an internal grid for rooftop solar energy integration**.



AMG Vanadium - Zanesville, Ohio, USA facility meltshop

These strategic projects have something in common, they are each **"first movers" and market leaders**. The vanadium recycling operation in Ohio is the world’s largest vanadium recycler; the Mibra Mine is a low-cost spodumene producer (around \$500 per ton CIF China); Bitterfeld’s first module will be Europe’s first lithium hydroxide (BG) refinery with the ambition to be the regional leader; and the LIVA battery opens the market for our foothold in the stationary battery market for industrial and grid management applications.

REALIGNING AMG'S PORTFOLIO

AMG’s original bet was on critical materials as defined by the EU, the US, and others. It was a “macro” bet. Over time we realized that there were two groups within the critical materials portfolio, the growth prospects of which would materially outperform the other portfolio constituents.

These outperformers were electricity storage or “battery” materials (lithium, vanadium, tantalum), and materials for aerospace engines (titanium alloys, titanium aluminides, vanadium aluminum alloys, chromium metal, and surface treatment technologies such as thermal barrier coatings).

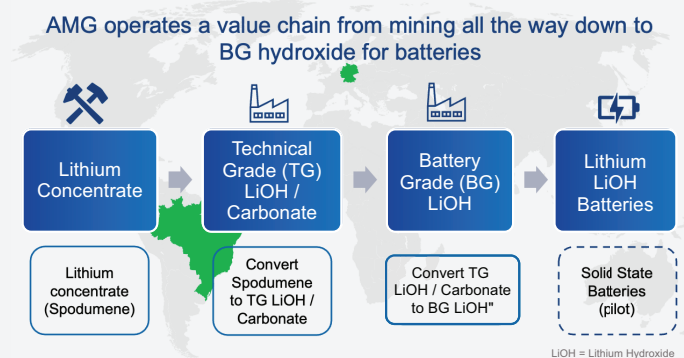
In the re-segmentation effective January 1, 2021, battery materials were combined in the Clean Energy Materials segment (“CEM”). This segment in 2022 generated 76% of the total EBITDA of AMG and was the destination of 86% of the capital expenditures. That capital allocation priority will continue both in lithium and in vanadium.

The aerospace business resides in the Critical Materials Technologies segment (“CMT”), with an EBITDA share in 2022 of 13% and with 12% of capital expenditures. Prior to COVID – when the aerospace market was in high growth mode – we studied the option to take the aerospace business public in the form of a subsidiary IPO. Given the sharp downturn in 2020 with an unpredictable timeline, we shelved that option. **Fortunately, the aerospace market has recently turned around.**

Accordingly, the Management Board of AMG is working on a re-segmentation of the AMG Group with details to be forthcoming when appropriate preparations have been completed and when authorized by the Supervisory Board.

LITHIUM

An expansion to 130,000 tons per annum is underway with an expected start-up at the end of the second quarter of 2023. To switch to the new production level implies a short standstill in the second quarter and the results will reflect that.



In 2022, AMG Brazil with the Mibra Mine as its dominating asset, had an EBITDA of \$215 million which is 63% of AMG’s consolidated EBITDA.

Presently spodumene is sold to the market under long-term contracts with index pricing. An FEL 3 feasibility study is underway for converting spodumene into lithium carbonate at the Mibra Mine. That is indicated to be a \$250 million investment. We are in



AMG Lithium - Bitterfeld, Germany

progressed talks with Kreditanstalt für Wiederaufbau (KfW), the German government bank, for a special long-term project financing that would carry a government guarantee. Bitterfeld is then the destination of the lithium carbonate production in Brazil.

Our next step is the **"battery-grade" (BG) lithium hydroxide refinery project in Bitterfeld, Germany**, Europe's first lithium refinery. Since the groundbreaking in May 2022, the first of five 20,000-ton per annum refinery modules is under construction with an estimated date for commissioning at the end of 2023. The first 20,000-ton module would receive its feed in the form of technical-grade (TG) lithium hydroxide from our spodumene, converted by our customers, or in the form of lithium carbonate from Brazil, once that plant operates.

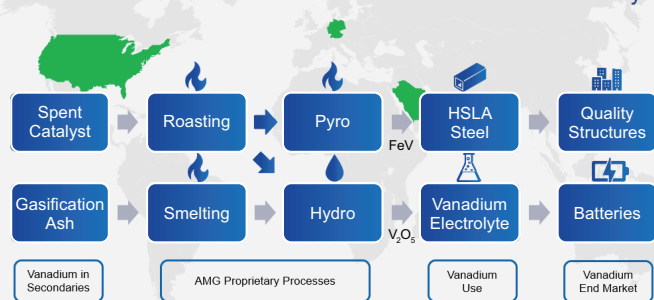
The growth strategy of "AMG Lithium" is to use our proven mineral lithium mining know-how, our ability to write long-term purchase agreements for TG lithium hydroxide or lithium carbonate (contracts which, under certain conditions, qualify for highly attractive German government-supported critical materials import financing); and our strong financial condition to support project financing to accelerate lithium resource developments. That is enabling additional refining steps in Bitterfeld (located in former East Germany).

Finally, in recent years we have assembled a "one-of-a-kind" lithium research & development team in Frankfurt around a new laboratory complex, where we operate a pilot plant for materials of the next generation lithium battery, the "solid state" battery.

VANADIUM

AMG produces ferrovanadium in Cambridge, Ohio, an alloy for steel, 100% from spent catalysts. In Nuremberg, Germany, AMG produces vanadium oxide (V_2O_5) used in chemicals and vanadium electrolytes for vanadium batteries, 100% from gasification residues. As previously mentioned, we are in start-up mode for the new ferrovanadium facility, built in Zanesville, Ohio, essentially doubling our capacity.

AMG is a Vanadium world leader based on circular economy



The vanadium battery market is expected to grow materially.

According to sources, VRFB (vanadium redox flow battery) deployments are forecasted to generate between 127,500 and 173,800 tons of new vanadium demand per year by 2031. This forecast would require more than twice as much vanadium as is currently produced annually today (119,750 tons of vanadium

produced in 2021). Accordingly, we are presently expanding our production facilities for vanadium electrolytes in Nuremberg four-fold. Furthermore, we have developed a process to convert roasted spent catalysts (the first production step in Ohio is to desulfurize the spent catalysts by roasting) into V_2O_5 and electrolytes.

Shell AMG Recycling B.V. is advancing its projects in the Middle East, in particular the first phase of the Supercenter project based on a long-term supply agreement with Aramco. Plant design optimization, site selection and permitting activities are progressing and the FEL3 partnering with Hatch engineering began in December 2022.

LIVA BATTERIES

In November 2022 we commenced production of our first LIVA battery, an industrial lithium vanadium hybrid battery system, at our graphite plant in Hauzenberg, Germany. **The LIVA battery combines lithium-ion and vanadium redox batteries with artificial intelligence routines and self-learning algorithms. At Hauzenberg the battery presently is used for peak shaving.**

As is the case for many hot-gas mills, the electricity demand in Hauzenberg is spiking. To help minimize the cost, the LIVA battery provides an opportunity to store electricity, and when needed, provide fast availability of power through the lithium part of the battery before transferring to the vanadium part. Additional functions will include cost saving through integration of rooftop solar electricity production and servicing the external grid.

We have 5 additional LIVA battery systems in various stages of construction underway in AMG, in Nuremberg (peak shaving, roof-top solar energy integration), Hanau (multifunctional demonstration unit), Rotherham, UK (integrating a solar farm, peak shaving), and Ohio (integrating a solar farm, peak shaving, standby power for outages). The first large installation under commercial contract is for Wipotec, Germany (see press release dated December 21, 2022).

LiVa Power Management Systems GmbH - Frankfurt, Germany



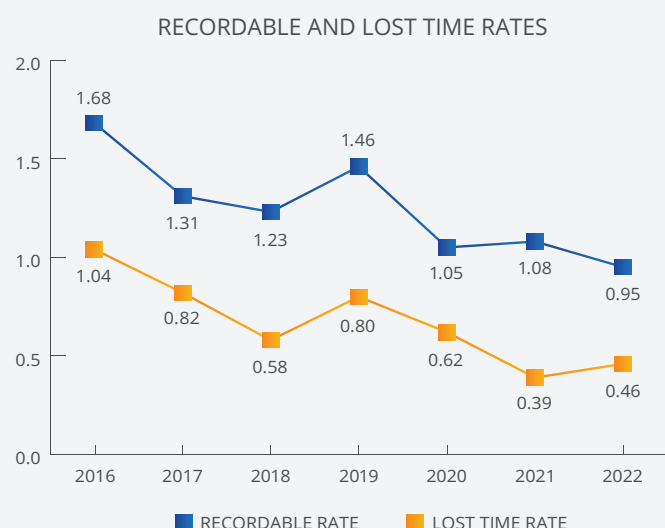
The LIVA opportunity showcases AMG at work: AMG Engineering builds the batteries, AMG Titanium supplies the electrolytes, and LiVa Power Management Systems GmbH provides project management and installs the software. As the applications grow, we are secure with regard to low-cost circular-based vanadium from affiliates.

These major developments combined with AMG Lithium’s outstanding performance signals the evolution of AMG’s strategy towards a focus on markets directly relating to e-mobility, circular economy and industrial batteries, next to AMG’s technology segment Critical Materials Technologies, which continues to focus on aerospace markets. AMG’s core strategy, which has not changed, is to build its critical materials business through industry consolidation, process innovation, and product development with the overriding objective to achieve industry leadership while being the low-cost producer.

2022 AMG SAFETY

We remain pleased with our safety performance which reflects our commitment to our core values, where our first stated value is “we act safely.”

In terms of our OSHA-equivalent recordable injury incident rates, we were able to improve on last year’s strong performance with a 12% reduction in our recordable incident rate while also setting an all-time best year-end performance for AMG.



We saw an uptick in our lost time injury rate in 2022 which, although disappointing, is still the second-best year-end result in the history of AMG following last year’s record-setting result. Eighty-two percent of our locations ended 2022 with no lost time injuries which signals our progress toward zero workplace incidents as an obtainable goal.

Although we are encouraged by our improvement against our internal performance trend, we are even more pleased by our performance against external benchmarks. When compared to the 2021 U.S. Bureau of Labor Statistics for NAICS 331 Primary Metal Manufacturing, AMG is outperforming the benchmark of 4.1 by 77% for recordable rate and the benchmark of 1.2 by 62% for the lost time rate. We plan to build on this industry-leading position moving forward.

ECO₂RP

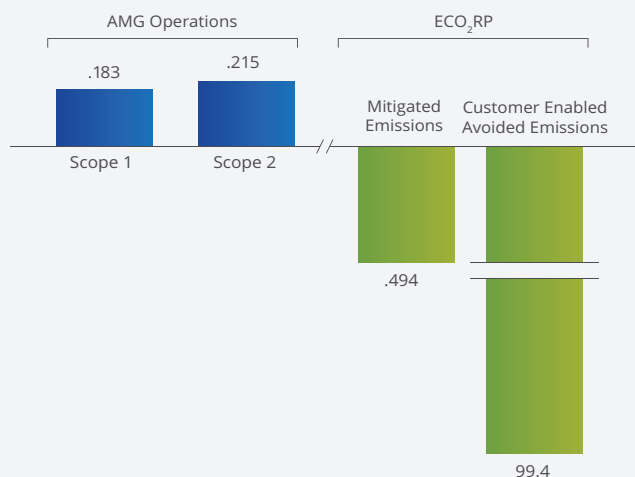
For nearly ten years we at AMG have been promoting the merits of developing measurement methodologies for CO₂ reduction initiatives beyond the traditional three scopes of emissions postulated by the Greenhouse Gas Protocol.

The basic thought was to seek ways **to avoid CO₂ emissions from occurring in the first place**. One key strategic instrument in the materials industry obviously is to **target circular economy**, to replace mining (primary extraction) with secondary materials resulting from recycling. We then focused on innovative products and technology-based solutions which **enable customers to reduce CO₂ emissions**, which would occur were those products and solutions not available.

We called this next iteration of emissions calculation our **ECO₂RP, or Enabled CO₂ Reduction Portfolio**. ECO₂RP leverages life cycle analysis to demonstrate quantifiably that the use of our materials helps to avoid greenhouse gas emissions. For example, when a jet engine turbine blade is coated by one of our thermal barrier coating machines, its operating temperature can increase, which enables CO₂ reduction.

We believe so strongly in ECO₂RP that we went so far as to pursue voluntary carbon offset projects associated with our products. However, we have now abandoned these projects – partly in favor of moving in line with **Scope 4** emissions reporting and partly in response to the voluntary carbon offset market itself.¹ **PWC recently announced that Scope 4, the Avoided Emissions, “is here.” We certainly hope so as we are in pole position for Scope 4.**

AMG Operational, Mitigated and Customer Enabled Emissions (in million tons CO₂e)



As the chart shows, the power regarding CO₂ reduction lies overwhelmingly in enabling avoidance of CO₂ emissions.

We are encouraged to see the momentum building around the reporting of Scope 4 emissions. This is the void we were working to fill with ECO₂RP. We believe that this new scope of emissions reporting will become dominant in terms of defining a “Green” business as stakeholder interest in investing in true impact continues to rise.

As we reflect on 2022, we do this with the continued strong performance of AMG’s ECO₂RP: the use of our materials in 2022 enabled and mitigated 99 million tons of CO₂ reduction. We will continue to evaluate our extensive core group of products and services and we expect robust future growth in ECO₂RP and have entered into commitments in that regard.

I have mentioned “double materiality” as the guiding principle of capital allocation in AMG. Please note that the product lines assembled in ECO₂RP as a “virtual segment” are more profitable and grow faster than the other AMG product lines.

¹ “Today some so-called carbon-offset schemes that involve firms paying money to, say, plant a forest, are dubious and opaque-and belong to the realm of con-artists and scams rather than to science.” (December 24, 2022). Climate Change and Biodiversity: The Laws of Nature. The Economist, Holiday Issue, pg. 16.

AMG'S VALUES

On a final note, I wish to conclude with a word on AMG’s culture and values. We used 2022 to review our Values Statement and our Code of Business Conduct and have updated both which have become effective as of the start of 2023. Our new Values Statement (see page 76) highlights the energy transformation’s demand for materials science-based solutions, and that AMG was founded to be a leader in providing the critical materials that meet these demands. We have now firmly embedded the protection of our planet, that we see as our greatest stakeholder, in AMG’s Value Statement. AMG’s Values – safety, value creation, respect, protection of our planet, and integrity – form the basis of how we conduct our operations and how we deal with our employees, business partners and stakeholders.

Supported by our Code of Business Conduct and Speak Up and Reporting Policy, company-wide communication and training processes have been installed to ensure that these values are better understood, embraced by everyone, and continue to be applied without exception.



DR. HEINZ SCHIMMELBUSCH
CHIEF EXECUTIVE OFFICER

AMG CLEAN ENERGY MATERIALS



AMG Clean Energy Materials' gross profit before non-recurring items in 2022 increased by \$193 million, from \$80 million to \$273 million, driven largely by the improved price environment compared to 2021. EBITDA grew 290% year-over-year, from \$67 million to \$259 million in 2022.

AMG's key strategic projects cluster in the AMG Clean Energy Materials segment, with AMG Lithium leading the company's record earnings growth. The mission of AMG Lithium is to be the number one producer of electric vehicle battery materials in Europe by expanding production of battery-grade hydroxide, vertically integrating its Brazilian spodumene production, and pursuing additional mineral resources. AMG Brazil will expand its spodumene production to 130,000 tons per annum. The project is under construction and is targeting full capacity in the second half of 2023.

The AMG Lithium refinery in Bitterfeld, Germany, Europe's first lithium hydroxide refinery, is under construction as well. Commissioning for the first 20,000-ton module of the battery-grade lithium hydroxide upgrader will commence in the fourth quarter of 2023. With the planned four additional modules, AMG Lithium expects to achieve a total annual production capacity of 100,000 tons.

In September 2022, AMG Lithium signed a binding supply agreement with EcoPro, a leading South Korean cathode paste producer, for an initial three-year term to deliver a minimum of 5,000 tons per annum of battery-grade lithium hydroxide to EcoPro's cathode materials production plant in Hungary.

In Zanesville, Ohio, the new vanadium spent catalyst recycling facility started operating in October 2022. This new facility doubles



In 2022 AMG's low-cost position in lithium as well as continued strength in lithium demand led to the improved profitability within AMG Clean Energy Materials that drove the Group's record earnings.

AMG Lithium - Bitterfeld, Germany

AMG's recycling capacity for refinery residues and is a clear manifestation of AMG's industry leadership in the recycling of hazardous refinery waste globally.

In July 2022, Shell & AMG Recycling B.V. ("SARBV") and its partner, the United Company for Industry ("UCI"), signed an agreement with the Saudi Arabian Oil Company ("Aramco") under which SARBV and UCI shall construct and operate a world-class 'Metals Reclamation Complex' for the recovery and recycling of metals in Saudi Arabia. The Metals Reclamation Complex will deploy closed loop circular recycling of refinery waste to produce materials that will enable the increasing penetration of renewable energy into the energy supply mix in the Kingdom. In addition, the Metals Reclamation Complex will provide improvements in energy

efficiency for industrial users. SARBV is advancing its projects in the Middle East, in particular the first phase of the Supercenter project based on long-term supply agreements with Aramco. Plant design optimization, site selection and permitting activities are progressing and the FEL3 partnering with Hatch began in December 2022.

For the production and supply of tantalum concentrate from AMG's Mibra Mine in Brazil, AMG Brazil established a strategic partnership with JX Nippon Mining & Metals Corporation and TANI OBIS GmbH in December 2022. This partnership provides long-term stability in tantalum sales and corresponding by-product credits to lithium production costs for AMG Brazil.

AMG CRITICAL MINERALS



AMG Critical Minerals' revenue during 2022 was 18% higher than in 2021 due to improving metal prices as well as increased volumes. Gross profit before non-recurring items for the year increased from \$49 million in 2021 to \$58 million in 2022. EBITDA in 2022 increased 23%, from \$31 million in 2021 to \$38 million, due to higher profitability in all three business units.

AMG Critical Minerals benefited from increasing metal prices compared to the prior year. This was partially offset by the ongoing

rise in energy and shipping costs during 2022, which were in turn offset by a forward-looking price policy and the benefit of energy hedges in AMG Silicon.

In November 2022, AMG LIVA put its first battery Hybrid Energy Storage System ("HESS") into fully automatic operation mode in Hauzenberg, Germany. The HESS battery system is an ecosystem combining Lithium-ion and Vanadium Redox Flow batteries with artificial intelligence routines and self-learning algorithms to maximize efficiency, safety, and lifetime of the batteries. The HESS



AMG's mineral processing operations increased profitability during 2022 despite ongoing inflationary pressures. AMG Critical Minerals' EBITDA was 23% higher in 2022 compared to the prior year.

AMG Graphite - Hauzenberg, Germany

system is being used at AMG Graphite's Hauzenberg facility to flatten production-driven spikes in electricity demand, known as "Peak Shaving." This industrial application reduces CO₂ emissions and energy costs. AMG LIVA intends to expand the HESS system at Hauzenberg to include a large-scale solar power plant integration to further reduce facility energy costs.

On January 1, 2023, AMG placed its silicon metal plant in Pocking, Germany, on care and maintenance. The plant will restart and operate one furnace in March 2023. The operational parameters

of the silicon business will continue to be reviewed on an ongoing basis and will be adjusted as appropriate in line with favorable and predictable market conditions. Due to the noted interruptions in silicon operations, the financial impact of the business will be excluded from EBITDA during the period of abnormal operations. The financial impact of the care and maintenance program does not significantly impact AMG's overall projected 2023 financial results.

AMG CRITICAL MATERIALS TECHNOLOGIES



AMG Critical Materials Technologies links leading engineering technology with high-purity materials serving global leaders in the industrial sector. In 2022 EBITDA increased by 15% due to the improved price environment.

AMG Critical Materials Technologies' revenue during 2022 increased by 19% due to the improved price environment versus the prior year associated with the continued recovery of the aerospace market post pandemic. Consequently, gross profit before non-recurring items for the year increased by \$12 million to \$96 million. EBITDA in 2022 increased by 15%, from \$39 million in 2021 to \$45 million, largely as a result of the improved metal price environment.

Order intake in the Engineering business unit in 2022 increased 24% to \$281 million in 2022, from \$228 million in 2021, representing a 1.30x book to bill ratio. Order backlog was \$220 million at the end of 2022, the highest since March 31, 2020, and 17% greater than the year end 2021 order backlog of \$188 million.

With AMG LIVA, the Group established a new growth platform for industrial battery installations worldwide. AMG Engineering will provide the engineering and project management services and AMG Titanium will produce the vanadium electrolyte from gasification residues, adding a circular economy dimension.



AMG Engineering coater for the production of Thermal Barrier Coatings; Source: Honeywell

Presently, within the AMG Critical Materials Technologies segment, the Group has three LIVA batteries under construction. One, at AMG Titanium's plant in Nuremberg, Germany, will address peak-shaving, integration of solar power and the production of "green" hydrogen. Another, at AMG Chrome in Rotherham, UK, is intended for solar power integration. And the third one at AMG Engineering in Hanau, Germany, will be used as a demonstration facility for various applications.

In December 2022, AMG LIVA sold its first commercial industrial battery HESS to Wipotec, GmbH, a leading global provider of intelligent weighing and inspection technology located in Southern Germany.

In January 2023, AMG's Management Board approved the construction of a vanadium electrolyte plant with a target capacity of 6,000 m³ at its subsidiary, AMG Titanium, in Nuremberg, Germany. Production is expected to start at the end of 2023. With this vital investment, AMG strengthens its strategy to enable energy efficiency and CO₂ reduction for its customers in industrial operations.

RISK MANAGEMENT & INTERNAL CONTROLS

AMG employs a risk management approach that identifies and mitigates risk at all levels of the organization.

The Audit & Risk Management Committee is comprised of Donatella Ceccarelli (Chair), Willem van Hassel and Warmolt Prins, and meets on a quarterly basis. In addition to its Audit Committee duties, this committee is responsible for monitoring and advising the Supervisory Board on the risk environment as well as the risk management process of AMG.

RISK MANAGEMENT APPROACH

AMG employs a risk management approach that identifies and mitigates risk at all levels of the organization. The Company analyzes risks in formal settings such as scheduled Management Board and Supervisory Board meetings as well as everyday operational situations faced by its global employee base. AMG utilizes a comprehensive risk management program centered on the Company's Risk Assessment Package (RAP). The RAP includes a "top-down" and "bottom-up" analysis and assessment of the Company's risks. The RAP is a detailed document requiring each business unit to:

- (i) identify potential risks and quantify the impact of such risks;
- (ii) prioritize the risks using a ranking system to estimate the financial impact, probability, and mitigation delay of these risks;
- (iii) describe the risk mitigation or transfer procedures in place;
- (iv) document the periodic monitoring of the risks;
- (v) assign the individuals responsible for monitoring the risks;
- (vi) review the trends of the risks identified by the business units; and
- (vii) periodically audit previous RAP submissions to evaluate the risk management process.

Each business unit undertakes a full review of its RAP on a quarterly basis. The RAPs are then reviewed and discussed in detail by the Management Board of AMG.

AMG's risk management functions in coordination with the senior management of each business unit. Direct follow-up calls take place by AMG's Chief Financial Officer and his team with the Presidents of the business units. The corporate Legal, Finance and HSE (Health, Safety and Environment) functions also contribute to the quarterly submission of risks identified. Key risks from all business units and functions are then summarized and presented to the Management Board, which reviews them. Any new material risk assessment observed by a business unit or function is reported instantly to the Management Board, while individual risks of special note are regularly discussed at the Management Board's

bi-weekly meetings. The Chair of the Audit & Risk Management Committee of the Supervisory Board is informed immediately of any new material risk assessments which have been reported to the Management Board. The Audit & Risk Management Committee of the Supervisory Board formally reviews the consolidated risk package provided by AMG's Management Board during its quarterly meetings. In addition, the Audit & Risk Management Committee of the Supervisory Board supervises, monitors, and reports on the Company's internal control and risk management programs.

During 2022, special attention was given to:

- liquidity and cash flow;
- supply chain disruptions;
- global recession and rising inflation;
- raw material inputs including increasing global energy costs, especially in Europe;
- managing price and volume risk associated with the volatility of commodities;
- information technology and cybersecurity;
- improving contractual terms to lessen inventory price risk;
- evaluating the risk of climate change both on AMG's operations as well as potential supply and demand issues associated with an increasing emphasis on CO₂ reduction;
- understanding geopolitical risks, especially associated with Russia/Ukraine;
- evaluating risks associated with long-term contracts; and
- continuation of the COVID-19 global pandemic.

Appropriate and diverse lines of property and liability insurance coverage are also an integral part of AMG's risk management program.

RISKS

Risks faced by AMG can be broadly categorized as:

Strategic: includes risks related to marketing and sales strategy, product innovation, technology innovation, project execution risk, and acquisitions or divestitures

Operational: includes risks related to executing the strategic direction, production, raw material sourcing, capacity utilization, maintenance of production equipment, distribution of products, labor relations, human resources, IT infrastructure and cybersecurity, and health, safety and environmental issues

Market and External: includes risks related to global and regional economic conditions, market supply/demand characteristics, competition, metal prices, product substitution, customer and supplier performance and community relations

Financial: includes risks related to compliance with credit facility covenants, currency fluctuations, liquidity, refinancing, budgeting, metal price and currency hedging, treasury and tax functions, accuracy and timeliness of financial reporting, compliance with IFRS-EU accounting standards, compliance with the Netherlands Authority for the Financial Markets (AFM) and Euronext Amsterdam requirements

Climate Change: includes risks related to the physical impact of weather-related events, more volatile weather patterns, water scarcity, flooding, wildfires, as well as transitional impacts and opportunities such as changing supply and demand dynamics associated with customers and suppliers focusing on reducing CO₂

Legal and Regulatory: includes risks related to the political, environmental, legislative, and corporate governance environment

AMG is subject to a broad array of risks which are inherent to the markets in which it operates. While all risks are important to consider, the following are the principal risks that could have a material impact on results.

COVID-19 PANDEMIC

The continuing public health crisis caused by the COVID-19 pandemic and the unprecedented containment and mitigation measures taken by governments and businesses to limit COVID-19's spread have had, and may continue to have, certain negative impacts on the broader global economy and our business including, but not limited to: decrease or postponement in customer demand, especially in our aerospace exposed businesses; supply chain disruptions; travel restrictions that impact project timing; and ongoing health risks to our employee population.

Throughout the pandemic, AMG has maintained operations sufficient to meet our customer demand. The Company's ongoing focus remains the health and safety of our employees.

AMG continues to monitor the global COVID-19 pandemic and, although the potential future magnitude and duration of the business and economic impacts of the COVID-19 pandemic are uncertain and will depend on many factors outside of the Company's control, including the pandemic's duration and severity, emergence of new variants and vaccines and treatments, currently we do not believe the COVID-19 pandemic will impact the Company's ability to meet any of its financial obligations. The Company has not experienced and does not anticipate material negative impacts to its access to the capital markets or any material disruption to the Company's supply chain.

METAL PRICE VOLATILITY RISK

AMG is exposed to metal price volatility. AMG is primarily a processor of metals, so risk can arise from short-term changes in price between purchase, process, and sale of the metals or from end-user price risk for metals when raw materials are purchased under fixed-price contracts. The Company hedges exchange-traded metals when possible.

In its aluminum business, AMG also sells conversion services with no metal-price risk. However, most metals, alloys and chemicals that AMG processes and sells, such as vanadium, chrome metal, tantalum, graphite, niobium, and antimony trioxide, cannot be hedged on an exchange. Prices in 2022 increased versus 2021, and in some cases quite significantly. For the most part, AMG was able to mitigate this risk of higher prices, and in some cases profit from the increase.

To mitigate price risk across its portfolio, AMG takes the following actions:

- Seeks to enter into complementary raw material supply agreements and sales agreements whereby the price is determined by the same index;
- Aligns its raw material purchases with sales orders from customers;
- Establishes low-cost long positions in key raw materials through, for example, ownership positions in mining activities or structured long-term supply contracts;
- Maintains limits on acceptable metals positions, as approved by the Management Board; and
- Enters into long-term fixed-price sales contracts at prices which are expected to be sustainably above the cost of production.

Success of the mitigation plan is dependent on the severity of metal price volatility and on the stability of counterparties performing under their contracts. Due to the diverse mix of metals that AMG processes and the fact that metal processing has more pass-through risk than long-position risk, this risk is difficult to quantify.

MINING RISK

At its lithium and tantalum mine in Brazil and three graphite mines in Germany, Sri Lanka and Mozambique, AMG is exposed to certain safety, regulatory, geopolitical, environmental, operational, and economic risks that are inherent to a mining operation. The profitability and sustainability of the Company's operations in various jurisdictions could be negatively impacted by environmental legislation or political developments, including changes to safety standards and permitting processes. The mining businesses have certain operational risks related to the ability to extract materials,

including weather conditions, the performance of key machinery and the ability to maintain appropriate tailings dams. These risks are all mitigated by continuous monitoring and maintenance of all mining activities. AMG has always recognized the need to carefully manage the risk associated with tailings dams within its operations and takes its commitment to ensuring the safety of its workforce and the surrounding communities very seriously. AMG leadership commissioned a study that was conducted by a third party to ensure that its three tailings dams in Brazil are legally compliant and technically sound. The outcome of the legal study indicated we are compliant with applicable regulation as related to our three tailings facilities.

In accordance with the Church of England Investor Mining and Tailings Safety Initiative, AMG posted a comprehensive disclosure, which was signed by our CEO, on our company website.

Mining is also subject to geological risk relating to the uncertainty of mine resources, and economic risk relating to the uncertainty of future market prices of particular minerals. Geological risk is managed by continuously updating mine maps and plans; however, the profitability of the Company's mining operations is somewhat dependent upon the market price of mineral commodities. Mineral prices fluctuate widely and are affected by numerous factors beyond the control of the Company. The level of interest rates, the rate of inflation, world supply of mineral commodities, consumption patterns, speculative activities and stability of exchange rates can all cause significant fluctuations in prices. The prices of mineral commodities have fluctuated widely in recent years. Continued future price volatility could cause commercial production to be impracticable. Mitigation strategies include managing price risk by entering into long-term fixed-price contracts with customers, and via vertical integration strategies.

Other cost-related strategies include continuously reducing cost of production for current products or expanding product lines to enable profitable mine production even in low price environments.

CUSTOMER RISK

Customer concentrations in certain business units amplify the importance of monitoring customer risk. In addition, turbulent economic conditions for commodity producers increase customer risk. Since AMG has a low appetite for customer credit risk, the Company attempts to mitigate this exposure by insuring and monitoring receivables, maintaining a diversified product and contract portfolio, and retaining adequate liquidity. AMG has insured its accounts receivable where economically feasible and has set credit limits on its customers, which are closely tracked. In addition to constant monitoring from business unit leaders, AMG's Management Board reviews accounts receivable balances monthly. Given that the Company has thousands of customers, this risk is difficult to quantify. However, no single customer accounts for more than 10% of AMG's revenues, and therefore, while the impact of a customer failure is manageable, it may have an adverse impact on results. In particular, AMG Engineering can mitigate a portion of customer payment and performance risk due to the collection of prepayments from many of its customers.

In addition to risks associated with collectability of receivables, AMG has long-term contracts with numerous customers that have enabled the Company to solidify relationships and deepen its knowledge of its customer base. If a customer does not perform according to a long-term contract and a replacement customer cannot be immediately found, it could have an adverse impact on results.

SUPPLY RISK

All three of AMG's segments are dependent on supplies of metals and metal-containing raw materials to produce their products. Despite a normally low appetite for risk in most categories, supply risk is more difficult to manage given the limited number of suppliers for certain materials. Some of these raw materials are available from only a few sources or a few countries, including countries that have some amount of political risk. AMG Engineering is dependent on a limited number of suppliers for many of the components of its vacuum furnace systems because of its stringent quality requirements. If the availability of AMG's raw materials or engineering components is limited, the Company could suffer from reduced capacity utilization. This could result in lower economies of scale and higher per-unit costs. If AMG is not able to pass on its increased costs, financial results could be negatively impacted. To mitigate the risk of raw materials and supplies becoming difficult to source, AMG enters into longer-term contracts with its suppliers when practical and has been diversifying its supplier base when alternative suppliers are available. The Company also mitigates the risk by monitoring supplier performance, maintaining a diversified product portfolio and retaining adequate liquidity.

PROJECT EXECUTION RISK

AMG is currently engaged in expanding its operating footprint via capital expenditures. These projects, which include amongst others the recently completed Zanesville Vanadium plant in the US, the Spodumene expansion in Brazil, and the battery-grade lithium hydroxide plant in Germany, carry significant technological, logistical, and project management risks. These risks can result in delay of a project or, in extreme cases, an inability to complete the project with the projected production volume. AMG manages the risks inherent in building and expanding plants via a comprehensive engineering stage-gate process. In order to support this work, AMG has created a stand-alone engineering group in Brazil that manages the various projects and reports directly to the Management Board regarding each project's progress or potential delays. This group is tasked with utilizing best practices across all of AMG's projects in order to minimize completion or delay risk. This group executes a supplier contracting strategy that is designed to incentivize on-time delivery and performance and reduce AMG's risks with regard to delay or non-performance. AMG believes that its centralized engineering group is differentiated versus its peers and provides a competitive advantage in terms of managing project risk, but nonetheless, project execution risk is a significant, ongoing risk during this period of expansion.

LEGAL AND REGULATORY RISK

AMG must comply with evolving regulatory environments in the countries and regions where it conducts business. Adjustments to environmental policy, as well as governmental restrictions on the flexibility to operate in certain locations, could affect the Company. AMG is required to comply with various international trade laws, including import, export, export control and economic sanctions laws. Failure to comply with any of these regulations could have an adverse effect on the Company's financial results, and AMG's appetite for regulatory compliance risk is very low. Additionally, changes to these laws could limit AMG's ability to conduct certain business. A change in regulatory bodies that have jurisdiction over AMG products and facilities could also result in new restrictions, including those relating to the storage or disposal of legacy material at AMG-owned properties. This may result in significantly higher costs to AMG. See note 33 to the consolidated financial statements for more details on the currently known environmental sites. More stringent regulations may be enacted for air emissions, wastewater discharge or solid waste, which may negatively impact AMG's operations. In addition, international and governmental policies and regulations may restrict AMG's access to key materials or scarce natural resources in certain regions or countries or may limit its ability to operate with respect to certain countries.

As regulations change, the Company proactively works to implement any required changes in advance of the deadlines. The REACH Directive is in effect in the European Union, and AMG's business units pre-registered all required materials and made complete registrations for those products. AMG has continuing obligations to comply with international and national regulations and practices concerning corporate organization, business conduct, and corporate governance. For example, in addressing possible conflicts of interest affecting its Management or Supervisory Board members, AMG follows strict rules which are described in the Company's Articles of Association and the Rules of Procedure of the Management Board and Supervisory Board, respectively. Compliance with both legal and regulatory matters is monitored and augmented by the Company's Chief Compliance Officer and the Company's General Counsel who make use of the services of several prominent local and global law firms. The AMG Code of Business Conduct and AMG's Values have been distributed to all employees and are available in all workplace locations in local languages and are monitored by a global network of compliance officers and representatives who are stationed at all sites of the AMG Group. Fraud risks are continuously monitored by the Management Board and the Internal Audit function together with the key finance managers of the units, reviewing the proper operation of controls framework, with regular reporting to the Audit & Risk Management Committee. Continuous mandatory training programs, and updates thereof, are provided by the Company to its management and employees to ensure appropriate business conduct. An estimate of potential impact related to regulatory risk is not possible.

AMG's global Speak Up & Reporting Policy is widely available and provides guidance to every employee, contractor or third party, including suppliers, customers, local communities and

stakeholders, about how to voice concerns relating to AMG's business or people in confidence and without fear of retaliation. Third parties, including stakeholders and local communities, are encouraged to first report concerns to the relevant managers or supervisors at their local AMG office or industrial site since they are usually best equipped to resolve concerns quickly and effectively. If concerns remain unresolved or one feels uncomfortable using these local channels for other reasons, one can contact AMG about any concerns through the channels that are published on the Corporate Governance section of AMG's website.

CLIMATE CHANGE RISK AND OPPORTUNITY

The effects of climate change are increasingly visible on the environment, society, and the global economy. AMG evaluates climate risk in two ways: as part of our ERM program, and as part of our operational work focused on reducing our business's direct and indirect impacts on climate change. These risks are reported from the business units to the Management Board and summarized in reports to the Audit and Risk Committee and the Supervisory Board.

To better understand and mitigate climate change risk, during 2022, AMG engaged a third-party expert to analyze and quantify our physical climate change risks ("the Analysis"). The third party analyzed the severity, likelihood, and velocity of identified physical climate risks by 1) assessing specific risk profiles to all AMG physical asset locations including building characteristics, usage type and level of resilience and 2) analyzing physical exposure with climate modeling scenarios (RCP 8.5 and RCP 2.6¹) to identify perils driving physical exposure, changes in risk profile from 2020 to 2100 and quantification of the value at risk. Our value at risk assumptions are based on the current replacement value of assets and associated income generated from those assets.

The Analysis provided AMG a summary of the potential impact physical climate risk may have on our long-term business strategy. In addition, it has allowed AMG to better position where resources should be focused to minimize future disruptive events. The perils evaluated included surface water flooding, riverine flooding, coastal inundation, wildfire, soil movement, extreme wind, extreme heat and freeze/thaw.

Based on the Analysis and climate modeling scenarios, AMG does not have material exposure, from a value at risk, to physical climate risk in the near (1-3 years), medium (3-10 years) or long-term (>10 years). Furthermore, no risks have been identified which would have a material effect on amounts and disclosures included in the financial statements as of December 31, 2022. To ensure readiness for evolving climate-related risks we are working towards improving our resilience by embedding climate-related risk management into operational and corporate risk evaluation and management processes. Additionally, AMG's operations continue to evaluate and adjust emergency preparedness and response plans for potential climate change impacts.

Transitioning to a lower-carbon economy may entail extensive policy, legal, technology, and market changes to address mitigation and adaptation requirements related to climate change. Depending on the nature, speed, and focus of these changes, transition

risks may pose varying levels of financial and reputational risk to organizations². Relevant transition risks to our industry can include but are not limited to carbon pricing, changing regulations involving energy efficiency and water management, shifting away from fossil fuel use, renewable energy law, changing insurance premiums, supply and demand for metals and minerals, community perceptions, and public reputation.

Improving energy efficiency and gaining access to reliable renewable energy is an emerging risk that we have identified as priority. We continue to explore all available sources of electricity, monitor our consumption, and assess supply risks and opportunities for renewable use and battery deployment. Additionally, we are monitoring the development of carbon tax or emissions trading schemes in our operational jurisdictions.

Efforts to mitigate and adapt to climate change also produces opportunities for organizations; for example, through resource efficiency and cost savings, the adoption of low-emission energy sources, the development of new products and services, access to new markets, and building resilience along the supply chain². An example of transition opportunities for our operations is the demand for materials and technologies to support the shift to renewable energy, need for energy storage solutions and materials that can enable or contribute to GHG emission reductions through their use.

At AMG we recognize that, an effective risk management process requires that we consider our vulnerabilities to climate related risks and confirm controls are in place to effectively mitigate potential consequences and ensure the safety of employees, while identifying and creating opportunities to develop and deliver solutions that reduce carbon emissions and minimize the negative environmental effects of energy production.

1. RCP (Representative Concentration Pathway) is a widely accepted greenhouse gas concentration trajectory used to model climate change and build scenarios about the impacts. The pathways describe different climate futures, depending on the volume of greenhouse gases emitted in the future. Our analysis used RCP 2.6 (low GHG), which assumes CO₂ emissions start declining by 2020 and go to zero by 2100, and RCP 8.5 (high GHG), a worst-case scenario which assumes CO₂ emissions continue to rise from 2020 to the year 2100.

2 Climate-Related Risks, Opportunities, and Financial Impacts. <https://www.tcfhub.org/Downloads>

CURRENCY RISK

AMG's global production and sales footprint exposes the Company to potential adverse changes in currency exchange rates, resulting in transaction, translation, and economic foreign exchange risk. These risks arise from operations, investments and financing transactions related to AMG's international business profile. While AMG transacts business in numerous currencies other than its functional currency, the US dollar, the Company's primary areas of exposure are the euro, Brazilian real, and British

pound. Given the location of our operations, it is not possible to mitigate translation risk in a cost-effective manner. AMG has developed a uniform foreign exchange policy that governs the activities of its subsidiaries and corporate headquarters. AMG enters into non-speculative spot and forward hedge transactions to mitigate its transaction risk exposure and employs hedges to limit certain balance sheet translation risks. The Company will also at times hold cash in foreign currencies to naturally hedge certain translation risks. AMG's overall economic foreign exchange risk is somewhat mitigated by the natural hedge provided by its global operations and diversified portfolio of products: namely, a majority of AMG's products are sold in the country in which they are produced. While AMG will continue to manage foreign exchange risk and hedge exposures where appropriate, fundamental changes in exchange rates could have an adverse impact on the Company's financial results. Starting January 2021, the Company is no longer hedging European cash pool intergroup balance sheet exposures which will result in higher volatility in our financial results from foreign exchange which we believe is not representative of our operating performance.

COMPETITION

AMG's markets are highly competitive. The Company competes domestically and internationally with multinational, regional and local providers. AMG competes primarily on product technology, quality, availability, distribution, price, and service. Competition may also arise from alternative materials and the development of new products. Increased competition could lead to higher supply or lower overall pricing. AMG is a leader in many of its key niche markets. The Company strives to be at the forefront of technology and product development. Despite this, there can be no assurance that the Company will not be materially impacted by increased competition.

PRODUCT QUALITY, SAFETY AND LIABILITY

AMG's products are used in various applications including mission critical components. Failure to maintain strict quality control could result in material liabilities and reputational damage. The Company maintains a stringent quality control program to ensure its products meet or exceed customer requirements and regulatory standards. AMG further mitigates this risk via liability insurance.

FINANCING RISK

A prolonged restriction on AMG's ability to access the capital markets and additional financing may negatively affect the Company's ability to fund future innovations and capital projects. AMG's financing risk was mitigated in November 2021 with the Company's refinancing. In November 2021, the Company entered into a new \$350 million 7-year senior secured term loan B facility

(“term loan”) and a \$200 million 5-year senior secured revolving credit facility (“revolver”). The total facility amount of \$550 million replaces AMG’s existing credit facility and extends our term loan maturity from 2025 to 2028 and revolver maturity from 2023 to 2026. Our financing risk is further mitigated by the year-end 2022 liquidity of \$532 million. AMG’s exposure to rising interest rates is substantially mitigated as a majority of the company’s outstanding debt facilities are either fixed-rate facilities or fixed due to interest rate swaps for the next several years. AMG has an average interest charge across its two main debt instruments of 5%. AMG’s future liquidity is dependent on the Company’s continued compliance with the terms and conditions of its credit facility and its ability to refinance. As of December 31, 2022, the Company was in compliance with all financial covenants.

BUSINESS INTERRUPTION

A significant interruption of a key business operation could have a material impact on results. AMG’s operations could be impacted by many factors including a natural disaster, serious incident, or labor strike. Key suppliers and customers could also experience business interruption whereby the Company is indirectly impacted. AMG’s broadly diversified business model mitigates some of the risk associated with business interruption. The Company’s insurance policies also include business interruption coverage subject to certain terms. AMG attempts to further mitigate this risk by actively monitoring the supply chain and maintaining rigorous training programs on operational and safety procedures.

INFORMATION TECHNOLOGY

The Company utilizes both internal and external information technology (IT) systems to achieve our overall business objectives. Our IT systems are used for, but not limited to, the processing and storing of financial information, business planning, order processing, and intellectual property.

We believe AMG is exposed to IT threats given the Company’s global footprint and our use of technology. An information security incident, including a cybersecurity breach, could have a negative impact on the Company’s business, financial condition, and reputation. AMG experienced one instance of ransomware in 2021, but due to the backup and security systems in place, this resulted in no monetary loss and no business interruption. AMG experienced no instances of ransomware in 2022.

The Company believes its preventative measures in place adequately mitigate our risk of a significant company-wide information technology incident. Such measures include:

- Diversity and physical separation of systems across our businesses — each unit maintains their own IT platform disconnected from other units
- Separation of business IT networks, operational technology, and production networks

- Proactively monitoring activities on the networks and/or endpoints
- Disaster recovery planning
- Information security training and compliance programs
- IT measures at all businesses include firewalls, encryption, physical access controls, virus and malware software and on-site and off-site backups

AMG’s Management Board has overall responsibility for the Company’s information technology. The Company’s CFO is responsible for oversight and compliance and provides updates to the Management Board on a regular basis and reports to the Supervisory Board on IT matters at least annually. In 2021, the Company engaged a third-party cyber security provider to assess our information technology risks and improve our information technology systems across all AMG units. In 2022, AMG hired a global Information Security Officer, and implemented a comprehensive cybersecurity implementation plan. This plan improved AMG’s cybersecurity defenses in 2022, and a penetration test executed in the third quarter of 2022 demonstrated the resilience of AMG’s global IT systems.

RISK MONITORING AND PROCEDURES

AMG has a strategic risk function that actively monitors and establishes internal controls to mitigate business and financial risks. AMG’s strategic risk function is complemented by its Internal Audit function. Through the risk reporting system, the AMG Corporate Risk Committee works with business unit managers to develop risk mitigation strategies, where applicable. The purpose of the risk reporting and monitoring system is to manage, rather than eliminate, the risk of failure to achieve business objectives, and provide only reasonable, not absolute, assurance against material misstatement or loss.

STATEMENT ON INTERNAL CONTROL PURSUANT TO THE DUTCH CORPORATE GOVERNANCE CODE

Risks related to financial reporting include timeliness, accuracy, and implementation of appropriate internal controls to avoid material misstatements. During 2022, the Management Board conducted an evaluation of the structure and operation of the internal risk management and control systems. The Management Board discussed the outcome of such assessment with the Supervisory Board in accordance with the 2016 Dutch Corporate Governance Code. AMG’s Management Board believes the internal risk management and control systems in place provide a reasonable level of assurance that AMG’s financial reporting does not include material misstatements. In relation to AMG’s financial reporting, these systems operated effectively during 2022.

STATEMENT OF RESPONSIBILITIES

The Management Board regularly assesses the effectiveness of the design and operation of the internal control and risk management systems.

Based on this report and in accordance with best practice provision 1.4.3 of the Dutch Corporate Governance Code as adopted on December 8, 2016, and effective as of January 1, 2017 ("the 2016 Code"), and article 5:25c of the Financial Supervision Act, the aforementioned assessment, the current state of affairs, the Management Board confirms that, to the best of its knowledge:

- the internal risk management and control systems of the Company provide reasonable assurance that financial reporting does not contain any material inaccuracies;
- there have been no material failings in the effectiveness of the internal risk management and control systems of the Company;

- there are no material risks or uncertainties that could reasonably be expected to have a material adverse effect on the continuity of the Company's operations in the coming twelve months; and
- it is appropriate that the financial reporting is prepared on a going concern basis.

It should be noted that the above does not imply that these systems and procedures provide absolute assurance as to the realization of operational and strategic business objectives, or that they can prevent all misstatements, inaccuracies, errors, fraud and non-compliance with legislation, rules and regulations. Nor can they provide certainty that we will achieve our objectives.

AMG Engineering - Hanau, Germany



In view of all the above, the Management Board confirms that, to the best of its knowledge:

- the financial statements give a true and fair view of the assets, liabilities, financial position and profit or loss of the Company and of companies included in the consolidation;
- the management report provides a fair review of the position at the balance sheet date, the development and performance of the business during the financial year of the Company and its affiliated companies whose information is included in the annual accounts; and
- the management report describes the principal risks and uncertainties that the Company faces.

DR. HEINZ SCHIMMELBUSCH

ERIC JACKSON

JACKSON DUNCKEL

Management Board

AMG Advanced Metallurgical Group N.V.

March 15, 2023



REPORT OF THE SUPERVISORY BOARD



STEVE HANKE
CHAIRMAN

Nationality: American
Born: 1942
Date of initial appointment: May 3, 2013
Date of end of term: 2023

Current positions: Professor of Applied Economics and Founder & Co-Director of the Institute for Applied Economics, Global Health and the Study of Business Enterprise at The Johns Hopkins University in Baltimore, Maryland, USA, Senior Fellow at the Cato Institute in Washington, D.C., USA, and Chairman Emeritus, the Friedberg Mercantile Group, Inc. (Toronto, Canada)
Former positions: Professor, Colorado School of Mines, Professor, the University of California, Berkeley, and senior economist, President's Council of Economic Advisers (Ronald Reagan)



WILLEM VAN HASSEL
VICE CHAIRMAN

Nationality: Dutch
Born: 1946
Date of initial appointment: May 4, 2017
Date of end of term: 2025

Current board position: Investigator/director a.i. by appointment of Enterprise Chamber (Court of Appeals Amsterdam)
Former positions: Attorney-at-law with Trenite van Doorne law firm (Chairman), Dean of the Dutch Bar Association, Supervisory Board Eurocommercial Properties NV, Brack Capital Properties NV, Afvalverwerking Rijnmond NV



HERB DEPP

Nationality: American
Born: 1944
Date of initial appointment: November 8, 2013
Date of end of term: 2023

Current board positions: University of Montana Athletics, Teller Wildlife Refuge
Former positions: VP GE Boeing Commercial Aircraft Programs, VP GE Aviation Operations, VP Marketing and Sales GE Aircraft Engines, President General Electric Capital Aviation Services (GECAS)



DONATELLA CECCARELLI

Nationality: Italian
Born: 1959
Date of initial appointment: May 8, 2014
Date of end of term: 2024

Current board positions: Executive Board of the Flick Foundation (Chairwoman), Organization for International Economic Relations, Vienna (OiER)
Former positions: Global Wealth Management Director at Merrill Lynch International Bank Ltd. (Milan, Italy), Executive Director at Lehman Brothers International Europe (Frankfurt, Germany)



DAGMAR BOTTENBRUCH

Nationality: German and American
Born: 1960
Date of initial appointment: May 1, 2019
Date of end of term: 2023

Current board positions: Berentzen Gruppe, Ad Pepper Media International NV
Former positions: Managing Director of Rabobank International (Germany), Director Investment Banking at Credit Suisse (London and Frankfurt)



WARMOLT PRINS

Nationality: Dutch
Born: 1957
Date of initial appointment: May 6, 2021
Date of end of term: 2025

Current board positions: JHC de Rooy Holding BV, SRG International BV (Advisory Council)
Former positions: Audit Partner at EY (the Netherlands), member of the EY EMEIA Assurance leadership team (Europe, Middle East, India and Africa), regional Managing Partner in the Netherlands, member of the Curatorium of Tilburg University, Chairman of Micro Turbine Technology BV

The Supervisory Board advises the Management Board and monitors the implementation of AMG's long-term value-creation strategy, ensuring that all stakeholder interests are appropriately considered.

2022: GLOBAL INSTABILITY, HIGH INFLATION, AND ENERGY SECURITY THREATENED

While 2021 heralded a steady improvement from 2020 as the COVID-19 crisis eased and vaccinations became widely available in the industrial world and the world economy proved to be resilient despite a general shortage of goods and components, disrupted supply chains and continuing travel restrictions, 2022 confronted AMG with an entirely new reality and set of challenges driven by Russia's invasion of Ukraine, high inflation on a global scale and endangered energy security for many countries in Europe.

The AMG Management Board and the heads of its units continued to prioritize the health and safety of AMG's employees throughout the year, as travel restrictions were relaxed except in China where strict COVID-19 measures and policies remained in place. AMG was fortunate to only have a limited number of employees globally who were diagnosed with the COVID-19 virus in 2022. Although AMG continued to transition well out of the COVID years of 2020 and 2021, it was confronted with a global economy that was hit by surging inflation partly due to the continuing shortage of staff, components and supplies and sky high energy prices in many Western countries due to the Western world's united response to

the invasion by Russia of Ukraine, resulting in severe sanctions for Russia and the virtual banning of Russian oil and gas for Western based industries and households. Fortunately, the fall-out for AMG of the sanctions imposed on Russia by the US and the EU was limited and did not cause any major concerns for AMG's operations. Moreover, due to AMG's lithium business performing extremely well during 2022, the Company can look back at a year with record earnings (EBITDA) of \$343 million, compared to \$137 million in 2021 and \$217 million in its previous record year of 2018.

As 2022 is now behind us, the Supervisory Board can report that the Management Board and the management of its units and staff continued to do very well in weathering the disruptive economic environment that hit AMG's global operations. Despite the impact of the Russia-Ukraine conflict, which is foremost a human tragedy, the geopolitical turbulence caused by ongoing US-China tensions, surging energy prices and inflation in general, the Supervisory Board is very pleased to report that during 2022 the Management Board maintained full control of and focus on its strategic agenda and realized its best financial performance in AMG's history.

AMG Vanadium - Zanesville, Ohio, USA



TASKS AND RESPONSIBILITY

The Supervisory Board supervises the actions taken by the Management Board in deciding the implementation of the long-term strategy and the general affairs of AMG. In doing so, the Supervisory Board focuses on the effectiveness of AMG's internal risk management and control system and the integrity and quality of the financial system. The Supervisory Board also monitors compliance in a broader sense and is kept up to date on compliance incidents concerning AMG's Code of Business Conduct, including incidents pertaining to business integrity (fraud, bribery, conflicts of interest), HR issues (discrimination, harassment), EHS matters, and misuse of corporate assets (theft). The Supervisory Board is also responsible for determining the remuneration of the individual members of the Management Board within the context of the Remuneration Policy as adopted by the General Meeting of Shareholders.

While retaining overall responsibility, it has assigned certain of its preparatory tasks to three committees: the Audit & Risk Management Committee, the Selection & Appointment Committee, and the Remuneration Committee, each of which reports on a regular basis to the Supervisory Board. The separate reports of each of these committees are included in this report.

ESG

In our report for 2021, we highlighted the introduction in Europe in 2020 of the EU Taxonomy Regulation that signaled an important step for AMG as this regulation officially recognizes that enabling of CO₂ reduction can be classified as an economic activity that significantly contributes to environmental objectives. We also stated that the Supervisory Board had witnessed over the years the development and growth of AMG's ECO₂RP portfolio (as further explained in this Annual Report and the 2022 Letter to Shareholders) as one of the cornerstones of AMG's ESG Strategy. In 2021 we stated that the Supervisory Board fully supports the Management Board's approach to actively contribute to CO₂ reduction on two levels, first by reducing its (Scope 1 & 2) CO₂ emissions through a variety of measures and target-setting and second, by enabling its customers (i.e., end-users of its products and technologies) to reduce CO₂ emissions by using AMG's products through its ECO₂RP portfolio. AMG believes that this two-pronged approach benefits all stakeholders, and the Supervisory Board is confident that AMG will be at the forefront of ESG developments as a result. These statements ring true and are fully valid as of today.

As first initiated in 2021, also in 2022 the Supervisory Board reviewed the climate change risks AMG is facing which are further discussed in the Risk Report (pages 20-25). In its climate change risk assessment, AMG's business operations and financial

performance as pursued via AMG's three segments, Clean Energy Materials, Critical Minerals and Critical Materials Technologies, are reviewed based on the notion that climate change has the potential to affect companies in two ways. First: physical risk, i.e., climate change – rising sea levels, extreme weather, water shortages – may directly (physically) threaten valuable company assets. Second: transition risk, i.e., global efforts to reduce CO₂ emissions or otherwise mitigate the effects of climate change could affect the value of company assets in a major way. The Supervisory Board is discussing and monitoring how the reduction of CO₂ emissions coupled with the increased deployment of clean and energy efficient technologies and their rapidly declining costs could impact AMG's business operations and financial performance.

COMPOSITION OF THE SUPERVISORY BOARD

The Supervisory Board was first established on June 6, 2007, and currently consists of six members, as follows: Professor Steve Hanke (Chairman), Willem van Hassel (Vice Chairman), Herb Depp, Donatella Ceccarelli, Dagmar Bottenbruch, and Warmolt Prins (the personal details of each member are included on pages 28 and 29). During the 2022 financial year, Dr. Donatella Ceccarelli was reappointed as a member of the Supervisory Board for a term of two (2) years to continue, amongst other things, her important work as Chair of the Audit & Risk Management Committee.

Since AMG is active in the supply of critical materials (including specialty metals and alloys), mining and capital goods, and operates in a difficult and unpredictable economic environment, the Supervisory Board believes that diversity in skills and experience is a key prerequisite for the performance of the Supervisory Board going forward. The Supervisory Board believes it has the right set of skills in place to take on the challenges facing AMG now and in the future. The Supervisory Board aims for an appropriate level of experience in technological, manufacturing, economic, operational, strategic, social, and financial aspects of international business, public administration, and corporate governance. The composition of the Supervisory Board must be such that the combined experience, expertise, and independence of its members enable it to carry out its duties. During 2022, all Supervisory Board members qualified as independent, as defined in the Dutch Corporate Governance Code. All current members of the Supervisory Board completed and signed a questionnaire to verify compliance in 2022 with the applicable corporate governance rules, including the Rules of Procedure of the Supervisory Board.

THE RESIGNATION SCHEDULE OF THE MEMBERS OF THE SUPERVISORY BOARD IS AS FOLLOWS:

Steve Hanke	2023
Willem van Hassel	2025
Herb Depp	2023
Donatella Ceccarelli	2024
Dagmar Bottenbruch	2023
Warmolt Prins	2025

At the Annual General Meeting (“AGM”) in May 2023, Professor Steve Hanke, Chairman of the Supervisory Board, will have served ten years on the Supervisory Board when his current term ends. The Board is very pleased that Professor Hanke has agreed to continue to serve on the Supervisory Board for a term of two (2) years, which will be his final term, in order to continue to oversee, in tandem with the CEO, the critical growth and transition phase the company is going through. The Supervisory Board will nominate Professor Hanke for reappointment by the General Meeting Shareholders on May 4 of this year as an independent member of the Supervisory Board for a term of two years. Also at the AGM in May 2023, Mr. Herb Depp, Chair of the Remuneration Committee, will have served ten years as member of the Supervisory Board. The Board is very pleased that Mr. Depp has agreed to continue to serve on the Supervisory Board for a term of two (2) years, which will be his final term, in order to continue, amongst other things, his critical work as Chair of the Remuneration Committee, given the growth of the company and resulting compensation related challenges. The Supervisory Board will nominate Mr. Depp for reappointment by the General Meeting Shareholders on May 4 of this year as an independent member of the Supervisory Board for a term of two years. Finally, at the AGM in May 2023, Ms. Dagmar Bottenbruch, member of the Remuneration Committee, will have served four years as a member of the Supervisory Board. The Supervisory Board has accepted with regret the decision of Ms. Bottenbruch to not continue and retire as Supervisory Board member after her current term ends in May 2023 given her busy schedule and other priorities. The Supervisory Board is very grateful for the four years of service and her contribution as a member of the Remuneration Committee and her role overseeing the diversity initiatives at AMG and wishes her well with her future endeavors.

DIVERSITY

Since 2017, AMG had a Diversity Policy in place that set out AMG’s views on Diversity. This Diversity Policy has been updated and amended and the amended Policy is effective as of the start of 2023, in order to be fully aligned with the latest developments and changes in the workplace and business environment that affects the AMG Group. The Management Board and the Supervisory Board fully support the initiatives that have been reflected in the Diversity Policy of the Company.

Since May 2019, AMG has met its diversity objectives in terms of gender, having at least one third of the seats on the Supervisory Board be held by each gender. Regarding the Management Board, the Supervisory Board will continue to strive to reach the target. The Supervisory Board will carefully consider a candidate’s personal qualities, including integrity, strong leadership, global experience, expertise in relevant areas, past accomplishments, understanding of the company, and adaptability in a changing world, when choosing members for the Management Board. Additionally, diversity in terms of factors such as age, gender, and professional and educational background are crucial factors in deciding on appointments for Management Board positions.

In 2021, AMG’s Management Board established a Corporate Diversity Council. The Diversity Council consists of 7 members from different departments and backgrounds and is overseen by Ms. Dagmar Bottenbruch of the Supervisory Board. The Diversity Council’s goal is to focus on creating awareness on diversity throughout AMG, initiate actions to drive diversity within AMG and render ongoing advice to the Management Board and to the management of the units to monitor diversity at a variety of levels within the AMG Group.

Please refer to the extensive Diversity Report as part of AMG’s Sustainability Report on pages 65-66 of this Annual Report, explaining the actions taken by the Management Board with support of the Corporate Diversity Council and the targets set by the Management Board in view of recent Dutch legislation concerning diversity that became effective in 2022.

SUPERVISORY BOARD MEETINGS

The Supervisory Board held 12 meetings over the course of 2022, all taking place by telephone or video conference, except for two physical meetings that took place in Frankfurt, Germany. Due to the ongoing COVID-19 travel restrictions, but in 2022 also due to severe disruptions due to staff shortages in European airports, the number of physical meetings was limited. Eight of these meetings were held in the presence of the Management Board. All meetings were attended by all members, with the exception of Prof. Hanke, Dr. Ceccarelli, and Mr. Depp, who each missed one meeting.

The year 2022 was the second year that AMG has been operating through its three new segments that had been introduced effective

as of January 1, 2021. AMG is structured into three reporting segments: AMG Clean Energy Materials (CEM), AMG Critical Minerals (CMI) and AMG Critical Materials Technologies (CMT). Each of these segments addresses similar markets, applies similar business models, and has its own set of peers. In addition, each segment has products which enable CO₂ reduction and contribute to AMG's core ESG concept that is embodied by ECO₂RP (Enabling CO₂ Reduction Portfolio). AMG's strategic investments that drive earnings growth over the next decade are primarily focused on enabling CO₂ reduction through both its products as well as its technologies.

The performance of these three segments were important topics for review by the Supervisory Board during its regular quarterly meeting together with updates of the Company's strategic projects, its ESG agenda and updates about safety and the COVID-19 pandemic. In addition, recurring subjects, such as AMG's financial position, objectives and results, the operating cash flow (OCF) development as well as the net debt situation of the Company; potential acquisitions and divestments; capital expenditure programs; succession planning and remuneration; legal and compliance review; operations review as well as regular review of the strategic objectives and initiatives of the Company; and the Company's ongoing actions in the field of ESG and diversity in particular, were part of the agenda of the Supervisory Board in 2022.

Financial metrics presented to the Supervisory Board to measure the performance of AMG included net income, earnings per share, EBITDA, financial leverage (net debt to EBITDA), working capital, liquidity, operational cash flow (OCF) and return on capital employed (ROCE). The Supervisory Board further discussed the top risks and risk profile of AMG's business and operations and the assessment by the Management Board of the structure of the internal risk management and control systems, and any significant changes thereto, as well as the functioning of the internal audit function and of the external auditor, KPMG Accountants NV ("KPMG"). As part of their audit, KPMG considered the internal control environment relevant to the preparation of the financial statements and assessed the design and implementation of the Company's internal controls related to the risks of fraud identified in their audit (revenue recognition and management override of controls). KPMG noted that, considering the diversified nature and size of the operating entities within the AMG group, internal control is to a certain extent exercised through management oversight and (informal) management review procedures. Consequently, KPMG utilized a primarily substantive-based approach as part of the overall audit strategy.

In the area of cybersecurity, KPMG noted that during 2022, AMG made further progress in improving its resilience to cyber-attacks and appointed a new Global Information Security Officer.

With respect to accounting estimates (which may require significant management judgment or involve complexity in the face of high levels of estimation uncertainty), KPMG reported that they assessed these accounting estimates as part of their audit procedures and concluded that the estimates are balanced.

Besides the scheduled meetings, the Chairman had regular contact with the Chief Executive Officer and the other members of the Management Board as well as senior executives of the Company throughout the year.

Throughout 2022, the Supervisory Board regularly reviewed and was regularly updated by the Management Board about the implementation of the long-term strategy of AMG, which was fundamentally renewed and approved by the Supervisory Board first in July 2016 and subsequently fine-tuned and updated during the following years. This strategy review took place on a continuing basis by way of strategy updates during the regular and incidental Board meetings in 2022, headed by the Chairman of the Management Board, in order to keep the Supervisory Board fully informed on the progress and financing of the strategy, as well as the principal risks related to the strategy.

AMG's core strategy continues to be based on a growth-driven long-term value creation approach that is supported by the three reporting segments mentioned earlier, and focused on three principles: A) process innovation and product development, aimed at improving the market position of AMG's businesses; B) industry consolidation, achieved by pursuing opportunities for horizontal and vertical industry consolidation across AMG's critical materials portfolio; and C) expansion of high-growth businesses within AMG's existing product portfolio.

During 2022, the exceptional performance by the segment Clean Energy Materials (comprising AMG's lithium, vanadium and tantalum businesses) stood out led by record breaking results from AMG's lithium business that made up 63% of AMG's total EBITDA in 2022. Driven by favorable market demand for EV and batteries and high price levels that held firm during the year as well as a very strong operational performance of AMG's Mibra Mine in Brazil that produces spodumene (lithium concentrate), AMG Lithium's performance was one of the key developments in 2022. Next to that, the Management Board continued its strong focus on driving the key strategic projects of the Company, that had been initiated earlier and which included: i) the construction of a new production facility in Zanesville, Ohio, USA that essentially doubles capacity of the existing AMG Vanadium recycling facility in Cambridge, Ohio, USA, which was completed, commissioned and ready for production, on schedule and on budget in the fourth quarter of 2022; ii) the first major project that was pursued and signed in mid-2022 by Shell & AMG Recycling B.V. which will build and operate jointly with its local partner UCI, a SuperCenter recycling complex for the Saudi Aramco Oil Company in the Kingdom of Saudi Arabia;

iii) the start and groundbreaking in May 2022 by AMG Lithium for the construction of a battery-grade lithium hydroxide plant in Bitterfeld, Germany together with the establishment of a research center and pilot plant for solid-state lithium batteries in Frankfurt, Germany; and (iv) the introduction and successful operation by AMG LIVA of its first industrial battery (referred to as Hybrid Energy Storage System or HESS), which is an ecosystem combining Lithium-Ion and Vanadium Redox Flow batteries with artificial intelligence routines and self-learning algorithms.

These four major developments together with AMG Lithium's stellar performance signaled the evolution of AMG's strategy towards a focus on markets directly relating to E-mobility, Circular Economy and Industrial Batteries, next to AMG's technology segment Critical Materials Technologies, that continues to focus on aerospace markets. The Supervisory Board was fully briefed about these strategic developments and the financial and risk implications thereof for the company.

Please refer to the Chairman of the Management Board's Letter to Shareholders for an update and overview of AMG's strategy and its implementation thereof going forward (pages 8-13).

As a result, 2022 was an exceptional year despite the unpredictable economic environment, with record EBITDA and enabling the Management Board to pursue its strategic objectives and projects without delay.

In 2022, the annual self-evaluation process by the Supervisory Board took place with the assistance of an external facilitator, in line with the Board's policy to use the services of external facilitators for this process once every three years. Accordingly, the Supervisory Board completed a comprehensive self-evaluation process under the guidance and leadership of Dr. Stefan Peij (Managing Director Governance University), who acted as external facilitator. Dr. Peij had distributed a comprehensive questionnaire to all Supervisory Board members (all of whom responded) which concerned, among other things, the Board members' mutual interaction; their interaction with the Management Board; the functioning of the Supervisory Board Committees; and the desired profile and competencies of the Supervisory Board and Dr. Peij had held individual follow-up discussions with all Board members. During an executive session of the Supervisory Board held on October 24, 2022, Dr. Peij shared and discussed the results with the Board members, and the Supervisory Board concluded, based on the findings and the report after ample and lively discussion, that the Board, its Committees and individual members have been functioning very well. The Supervisory Board members were particularly proud of the quality of discussions about strategy, risk, control, and ESG; the professionalism of the Management Board and Supervisory Board members; the work of Board Committees; and the continuation of the Board work during COVID in the past years. Areas of permanent attention and interest that featured were

(i) diversity of age and geography for the Board's composition, where the Board believes that experience in geographical areas is more important than nationality, and (ii) site visits that are perceived as pivotal, and were not possible during COVID, but should be reinstated.

On October 24, 2022, the Supervisory Board (without the presence of the Management Board) met and reviewed the performance of the Management Board and its members over the past twelve months. During this meeting, the Supervisory Board discussed and unanimously adopted the recommendation of the Selection & Appointment Committee, which had based its findings on the results of the Company and feedback from senior management within the AMG Group. The Supervisory Board was impressed by the persistent focus on operational performance and costs, and on the implementation and monitoring by the Management Board members of the strategic objectives, during very unsettling economic circumstances, which form the basis of AMG's long-term value-creation strategy. The Committee had further concluded that the functioning of the Management Board and its individual members during the review period has continued to qualify as outstanding, despite the ongoing uncertainty caused by the unpredictable economic environment and the impact of the Russia-Ukraine war. Prices for AMG's critical materials portfolio had been mixed and volatile for the review period, with the exception of spodumene (lithium concentrate) that had seen a spectacular rise since late 2021 unabated by geopolitical tensions and fueled by the green revolution and appetite for electric cars. Throughout the review period, The Board kept focus, and concentrated on its growth projects with specific attention for the completion of the Zanesville-Ohio II facility (AMG Vanadium), progress of the Spodumene expansion of the Mibra Mine in Brazil, progress of the construction of the Bitterfeld Lithium Hydroxide refinery plant, and the activities of the Shell & AMG Recycling joint venture in Saudi Arabia. AMG's lithium business performed exceptionally well during 2022 supported by high spodumene pricing driving the Company towards record EBITDA in excess of \$300 million for 2022, by far the highest in the Company's history.

SHARES HELD BY MEMBERS OF THE SUPERVISORY BOARD

As of December 31, 2022, the members of the Supervisory Board held 179,046 shares in the Company. Out of that number, 85,065 shares were awarded to them as part of their annual remuneration.

COMMITTEE REPORTS

The Supervisory Board has three standing committees: the Audit & Risk Management Committee, the Selection & Appointment Committee and the Remuneration Committee.

REPORT OF THE AUDIT & RISK MANAGEMENT COMMITTEE

COMPOSITION: DR. DONATELLA CECCARELLI (CHAIR), MR. WILLEM VAN HASSEL, AND MR. WARMOLT PRINS

The Audit & Risk Management Committee is responsible for, among other things, the review of matters relating to financial controls and reporting, internal and external audits, the scope and results of audits and the independence and objectivity of auditors as well as the Company's process for monitoring compliance with laws and regulations and its Code of Business Conduct.

It monitors and reviews the Company's internal audit function and, with the involvement of the independent external auditor, focuses on compliance with applicable legal and regulatory requirements and accounting standards.

The Audit & Risk Management Committee met in person and by video conference six times during 2022, including its meetings to review and approve annual and interim financial reports and statements of the Company, and reported its findings periodically to the plenary meetings of the Supervisory Board. All members of the Audit & Risk Management Committee attended all meetings.

The structure, process and effectiveness of the Company's internal risk management and control systems and the accompanying risk reports from the Management Board were regular topics of discussion at the Audit & Risk Management Committee meetings. Others included the Internal Audit plan prepared by the Internal Auditor of AMG and the External Audit plan prepared by KPMG (see the chapter on Corporate Governance). Additional topics discussed were internal audit reports of the various units within the group and the identified risks per entity, summarized in the top risks of the Company; quarterly financial results; liquidity and cash situation; credit facility and arrangement with the Company's major banks; insurance; environmental risk; status of the IT and Cyber Security controls within AMG; compliance and Code of Business Conduct review program; foreign currency exposure and hedging policies; tax structuring and spending approval matrices; risk management reports; and litigation reports. AMG's Internal Auditor maintained regular contact with the Audit & Risk Management Committee and the external auditors of the Company. The Audit & Risk Management Committee did meet with the external auditors without any member of the Company's Management Board or financial and accounting staff present in May 2022.

At all regular Audit & Risk Management Committee meetings, an important agenda item concerned the review of the Quarterly Risk Report that was prepared by the Management Board as further explained in the Risk Report section of the Annual Report. During that agenda item, all Management Board members joined the

Committee meeting to explain the Risk Report, and to update the Committee members about any changes in the risk profile of the Company.

The Audit & Risk Management Committee discussed with KPMG the findings from the 2021/2022 audit of the 2022 Financial Statements and reviewed the contents and key audit matters of the 2022 Independent Auditor's Report of KPMG and reported on this matter to the plenary meeting of the Supervisory Board. In 2022, external audit fees were \$2.914 million for the group financial statements. Present at all non-executive session meetings of the Audit & Risk Management Committee were the Chief Financial Officer, Chief Controller, and the Internal Auditor. KPMG was present at all these meetings, while at certain meetings, the Chief Compliance Officer was also present.

The Management Board identified the importance of IT and cyber security risks for AMG and the operation of its business units. Therefore, a global review of AMG's IT and cyber security controls was undertaken by an external cyber security consultant company in 2021. The results, including a comprehensive action plan defined by AMG's subsidiaries, were presented to the Management Board and the Audit and Risk Management Committee (including the external auditors). The Management Board hired in 2022 a global Information Security Officer (ISO) who defines further actions and monitors the progress of the implementation by AMG's subsidiaries. A global IT and Cybersecurity Policy was defined in early 2022 and enacted. The global ISO regularly reports the progress on the defined actions to the Management Board and to the entire Audit & Risk Management Committee. The Supervisory Board receives a summary of all actions.

The Internal Auditor at AMG reports to the Audit & Risk Management Committee and to the Management Board and operates on the basis of an Internal Audit plan approved by the Audit & Risk Management Committee, the Management Board, and the Supervisory Board. The Internal Audit plan is risk-based and comprises units and subsidiaries of the AMG Group with a focus on operational, financial, compliance, and cyber security risks.

The Internal Audit function closely cooperates with the external auditors of the Company and was present at all meetings of the Audit & Risk Management Committee of the Supervisory Board.

SELECTION & APPOINTMENT COMMITTEE

COMPOSITION: PROF. STEVE HANKE (CHAIR) AND DR. DONATELLA CECCARELLI

The Selection & Appointment Committee is responsible for: (i) preparing the selection criteria, appointment procedures, and leading searches for Management Board and Supervisory

Board candidates; (ii) periodically evaluating the scope and composition of the Management Board and the Supervisory Board; (iii) periodically evaluating the functioning of individual members of the Management Board and the Supervisory Board; and (iv) supervising the policy of the Supervisory Board in relation to the selection and appointment criteria for senior management of the Company. The Selection & Appointment Committee held two regular meetings during 2022, in addition to various informal meetings between the committee members who also had contacts with the Chairman of the Management Board and other members of the Supervisory Board and reported its findings to the Supervisory Board. In these meetings, all committee members were present. In its succession planning for the Management Board and Supervisory Board, the Committee takes into account the profile set for new members as well as the diversity policy of the Company as explained on page 32, bearing in mind the need to have in place at all times the right set of skills and experience on the Board. During 2022, the committee continued its succession planning process to identify adequate candidates for the Supervisory Board, based on the approved profile.

Also during 2022, the Committee continued the succession review of the Management Board that had been initiated back in 2020 given that in 2021, the term of Mr. Eric Jackson as COO was renewed by four years until 2025, and the term of Dr. Heinz Schimmelbusch as CEO was renewed by two years until 2023. As extensively explained at earlier occasions, the Supervisory Board highly values the leadership of Dr. Heinz Schimmelbusch as CEO and Chairman of the Management Board since he is the key driver of the strategic agenda of the Company and the implementation thereof. Hence, after extensive deliberations, the Supervisory Board was very pleased to announce on November 2, 2022, that Dr. Schimmelbusch had agreed to continue to serve, subject to reappointment by the General Meeting of Shareholders, the Company as Chairman of the Management Board and CEO for a period of two years when his term would end in May 2023.

On Management Board succession, the Committee also regularly consulted and exchanged views with Dr. Heinz Schimmelbusch, given his long-standing executive, leadership and industry experience since he founded AMG in 2006, about future candidates that would qualify for Management Board positions in view of the changing strategic dynamics of the Company. Dr. Schimmelbusch explained that within the currently implemented reporting structure with three segments, AMG is building a solid base of human capital of in-house senior managers, that comprises a bench of very good people who could qualify for AMG's Management Board.

As regards its own succession, the Supervisory Board had agreed to move forward with the review and nomination process in the fall of 2022, given the rotation schedule that was envisaging three vacancies in May 2023. Both Professor Hanke, Chairman of the

Supervisory Board, and Mr. Depp, Chair of the Remuneration Committee, will have served ten years on the Supervisory Board once their terms end in May 2023. Ms. Dagmar Bottenbruch, member of the Remuneration Committee, will have served four years on the Supervisory Board once her term ends in May 2023. The Supervisory Board will nominate Professor Hanke, who has been a critical and very effective partner of the CEO in addition to his supervisory role, in setting and implementing the highly successful strategic direction of the Company by the Management Board, for a final term of two years, for reappointment by the General Meeting of Shareholders as an independent member of the Supervisory Board at the 2023 AGM. In addition, the Supervisory Board will nominate for reappointment by the General Meeting of Shareholders Mr. Herb Depp as an independent member of the Supervisory Board for his final term of two years at the Annual Meeting in May 2023. Ms. Dagmar Bottenbruch has indicated that she is not available for another term on the Supervisory Board after her term ends in May 2023, due to her busy schedule and other priorities.

The Supervisory Board itself was faced with only one vacancy in May 2022. Pursuant to the Rotation Schedule, Dr. Donatella Ceccarelli, Chair of the Audit & Risk Management Committee, had served eight years as a member of the Supervisory Board. The Supervisory Board was very pleased that Dr. Ceccarelli had agreed to continue to serve on the Supervisory Board and that she was reappointed by the General Meeting of Shareholders in May 2022, as member of the Supervisory Board for a term of two years.

REMUNERATION COMMITTEE

COMPOSITION: MR. HERB DEPP (CHAIR) AND MS. DAGMAR BOTTENBRUCH

The Remuneration Committee is responsible for establishing and reviewing material aspects of the Company's policy on compensation of members of the Management Board and the Supervisory Board and preparing decisions for the Supervisory Board in relation thereto. This responsibility includes, but is not limited to, the preparation and ongoing review of: (i) the remuneration policy as adopted by the General Meeting of Shareholders; and (ii) proposals concerning the individual remuneration of the members of the Management Board to be determined by the Supervisory Board.

The Remuneration Committee met two times in 2022, in addition to various informal discussions among its members, the other members of the Supervisory Board, the Chairman of the Management Board and the Chief Financial Officer, and the executive compensation consultant (Mercer) hired by the Supervisory Board. In these meetings, all committee members were present.

The year 2022 signaled the first full year after the General Meeting of Shareholders had adopted in May 2021 the revised Remuneration Policy for the Management Board. Also, at the annual meeting in May 2022, shareholders were in a position to cast an advisory vote on the Remuneration Report of the Supervisory Board for the year 2021, which received a substantive majority of 87% of the shares present at the Meeting.

The revised Remuneration Policy for the Management Board, in effect since 2021, contains a 70-30 percentage split between financial and non-financial targets for the short-term incentive (bonus) component of the compensation. Financial targets are set based on scenario analysis and are comprised of 35% EBITDA and 35% Operating Cash Flow. Non-financial targets saw a split between ESG related targets (20%) and personal objectives (10%). In 2022, the ESG related targets concerned CO₂ enabling, lost time incident rate and a third new target that concerns a CO₂ intensity target that is similar to the target used by AMG (and the banks) in the Sustainability Linked Loan documentation that is part of the new credit facility for the AMG Group that was concluded in 2021. Both the ESG related targets, as well as the personal objectives and results, are discussed in the Remuneration Report for 2022 that follows hereafter (pages 38-51).

Other topics of discussion at the Committee meetings during 2022 included the regular items such as the review of the base salary and short-term incentives for members of the Management Board as well as the senior executive teams of AMG's units. Looking forward to 2023, the Remuneration Committee, mindful of the huge change in financial performance by the Company in 2022, initiated a review of the 2022 remuneration package against the backdrop of the growing importance of the Clean Energy Materials segment and related uptick of its financial performance for the AMG Group. In addition, the Committee reviewed the performance-related compensation of the Management Board members, in particular the progress of the ESG related targets and the personal objectives set for each Management Board member. Further, the Chair of the Remuneration Committee met with the Chairman of the Management Board during the second half of 2022, to learn about the views of the Management Board members regarding the amount and structure of the Management Board's own compensation – as renewed under the revised Remuneration Policy – in view of best practice provision 3.1.2. of the Dutch Corporate Governance Code.

2022 REMUNERATION REPORT

See the following chapter on remuneration for further detail.

APPRECIATION FOR THE MANAGEMENT BOARD AND THE EMPLOYEES OF AMG

The Supervisory Board would like to thank the Management Board for its dedication and outstanding efforts in 2022 in leading the Company, who came to see a new set of highly complex economic conditions. The Management Board continued to focus not only on its operational and financial performance during the year, but also on long-term value creation amid the challenges presented by the Russia-Ukraine conflict, the general volatile global economic and geopolitical environment as highlighted by continuing supply chain disruptions, shortages of materials and components. The Supervisory Board would also like to thank all the employees of AMG for their continued commitment to the Company's success and well-being.

ANNUAL REPORT 2022

The Annual Report and the 2022 financial statements, audited by KPMG, have been presented to the Supervisory Board. The 2022 financial statements and the Independent Auditor's Report with respect to the audit of the financial statements were discussed with the Audit & Risk Management Committee in the presence of the Management Board and the external auditor. The Supervisory Board endorses the Annual Report and recommends that the General Meeting of Shareholders adopt the 2022 financial statements.

SUPERVISORY BOARD

AMG ADVANCED METALLURGICAL GROUP N.V.

PROFESSOR STEVE HANKE, CHAIRMAN

WILLEM VAN HASSEL, VICE CHAIRMAN

HERB DEPP

DONATELLA CECCARELLI

DAGMAR BOTTENBRUCH

WARMOLT PRINS

March 15, 2023

REMUNERATION REPORT FOR THE YEAR 2022

Dear Shareholder, as Chairman of the Remuneration Committee of the Supervisory Board, I am pleased to share with you the 2022 Remuneration Report of AMG Advanced Metallurgical Group N.V. (“the Company,” “AMG NV” or “AMG”).

AMG's shareholders voted in 2021 to accept our proposed changes to the Remuneration Policy. The policy was significantly changed as a response to shareholder concerns and in conjunction with significant engagement with proxy advisors, corporate governance experts, and direct meetings with shareholders. AMG and its Supervisory Board remain committed to shareholder engagement and will continue to engage with shareholders as remuneration disclosure requirements continue to change.

The key changes to our Annual Bonus structure included:

- Reducing the maximum Annual Bonus opportunity from 300% of target to 200% in line with best practice. The target as a percentage of salary remains unchanged. The stretch target of 200% will continue to be paid out only upon the highest levels of attainment against all performance measures, and we will maintain a 0% payout should the threshold targets not be met.
- Introducing quantifiable, verifiable, and strategically aligned ESG targets to our Annual Bonus award at a weighting of 20%.
- Reducing the Personal Target weighting from 20% to 10% and the Financial Targets from 80% to 70%.

We also simplified the Long-Term Incentive Plan and aligned it to best practice, taking into account investor feedback, as follows:

- Share options will no longer be awarded. All awards will be in the form of performance share units (“PSUs”), and the Long-Term Incentive Plan will be known as the Performance Share Unit Plan going forward.
- PSUs will feature a 3-year performance period and an additional 2-year holding period in line with the Dutch Corporate Governance Code.
- Going forward, payouts will be based 100% on relative Total Shareholder Return versus the global sector peers we utilize to benchmark Management Board pay. Due to the cyclical nature of some of AMG's products, the Supervisory Board believes that a relative measure versus AMG's industry peers is the best way to incentivize the Management Board to outperform its industry over time.
- For awards granted, there will no longer be any vesting of the PSUs for performance below the 50th percentile, in line with best market practice.

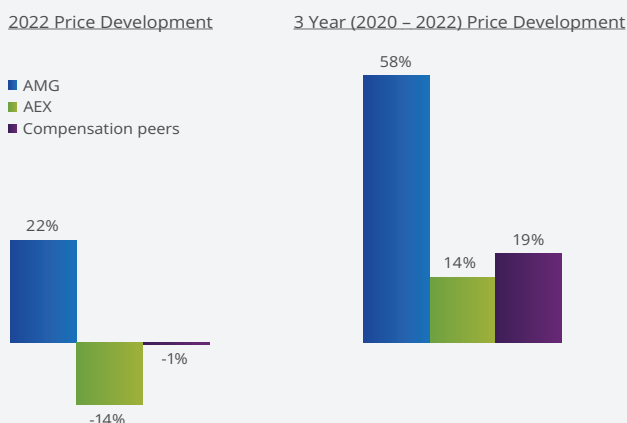
All of these changes were made with direct input from shareholders, proxy advisors, and corporate governance experts, and represent a significant reduction in achievable remuneration for AMG's Management Board. In addition, we have enhanced our disclosure such that shareholders and stakeholders can more easily find relevant information, and we expect to continue to refine our disclosure to reflect the needs of our shareholders.

2022 PERFORMANCE

AMG performed exceptionally well in all categories in 2022. AMG's 2022 performance exceeded the maximum targets set by the Supervisory Board because the 2018 lithium expansion in Brazil and the lithium concentrate sales contract structure negotiated with our customers enabled AMG to benefit from sharply rising lithium prices. Importantly, because of the strong planned volume growth in AMG's lithium business, the 2022 performance represents a new plateau of profitability from which AMG will continue to grow. Target EBITDA was set at 28% higher than what was achieved in 2021. Maximum target for EBITDA was set at \$263 million, 93% higher than 2021's results, and 21% higher than AMG's all time high EBITDA of \$217 million in 2018. The operating cash flow target was set 18% below 2021's achievement, but this was driven by an anticipated increase of \$60 million in working capital due to the start-up of the Zanesville vanadium plant as well as higher volumes across our Critical Minerals and Critical Material Technologies segments. AMG's actual working capital increase in 2022 was \$67 million, but 2022 operating cash flows were directly affected by the very high profitability delivered by the lithium mine in Brazil. The Management Board continued to drive significant growth projects in AMG's lithium and vanadium businesses, and the Company excelled in safety, achieving a Lost Time Incident Rate 62% below industry averages. At the same time, the Company made strides in reducing CO₂, reducing the CO₂ intensity of its operating facilities, and increasing its CO₂ enabled reduction to 99 million tons. In addition, AMG established an aggressive goal of reducing its total CO₂ emissions by 20% by 2030.

PAY FOR PERFORMANCE

AMG fundamentally believes that total executive remuneration should be highly correlated to performance. AMG's performance on a share price and financial basis was severely interrupted by the COVID pandemic in 2020. For this reason, the Management Board received no Annual Bonus for the year 2020, despite performing Significantly Above in personal performance as they successfully managed the Company's reaction to the pandemic by cutting costs and maintaining liquidity, while simultaneously pursuing long term strategic projects. The financial performance in 2021 and 2022 was enhanced by the work the Management Board did in 2020, and this strong performance in 2022 results in a high Annual Bonus. In addition, it is worth noting that AMG's share price increased 58% from December 31, 2019 to December 31, 2022, despite the massive effect COVID had on AMG's financial and share price performance in 2020.



2022 REALIZED COMPENSATION

Because the financial results substantially outperformed an aggressive financial plan as detailed above, and also due to the excellent safety record, the reduction in CO₂ intensity, and the increase in tons of enabled CO₂ reduction, the Management Board will be receiving a cash bonus at 197% of target.

As of December 31, 2022, due to the strong performance of AMG's share price relative to its peers, a 1.5x multiplier is expected for the 2020 PSU's based on current TSR.

Because of the higher payout of the 2020 PSUs, total Management Board realized pay increased 54%.

2023 CHANGES TO MANAGEMENT BOARD REMUNERATION

The Supervisory Board is currently analyzing the structure of the Management Board's and key Unit Executive's compensation. While no changes have been determined at this point, the Supervisory Board will consider potential changes including additional financial measures for the PSU award in line with best global practice for long-term incentive plans, and aligned with our peer companies and shareholder demands.

2023 ANNUAL GENERAL MEETING

At the 2023 Annual General Meeting, shareholders will be asked to endorse this Remuneration Report in an Advisory Vote. Shareholder engagement is a fundamental element in our decision-making process on remuneration, and we will continue to actively seek shareholder feedback on an ongoing basis.

I invite you to send any comments regarding this report to Michele Fischer, Vice President of Investor Relations, at: mfischer@amg-nv.com.

On behalf of AMG, the Supervisory Board and its Remuneration Committee, I would like to thank you for your continued support and feedback.

Sincerely,

Herb Depp,

Remuneration Committee Chairman

INTRODUCTION

This Remuneration Report for 2022 should be read in conjunction with the Remuneration Policy for the Management Board that was accepted by the shareholders at the 2021 Annual General Meeting. It reflects those disclosure changes that were mandated by the European Shareholder Rights Directive (“SRD”) in 2019. Regarding the Supervisory Board, its Remuneration Policy was approved by the shareholders at the 2020 Annual General Meeting and this Report also contains the Remuneration Report for the Supervisory Board for the year 2022.

This Remuneration Report details 2022 realized pay in line with the Remuneration Policy for the Management Board and our intentions for 2023 remuneration.

MANAGEMENT BOARD COMPENSATION PHILOSOPHY, PRINCIPLES, AND SUMMARY OF 2013 REMUNERATION POLICY

AMG COMPENSATION PHILOSOPHY

The AMG Values (safety, value creation, respect for people, protection of our planet, and integrity) are the foundation of AMG’s ambition to be a leader in the field of critical materials and engineering services. These values underpin the assessment of overall performance for Annual Incentive Payments across the Company.

AMG’s strategy is to be at the forefront of critical material technologies which target clean energy and energy efficiency and ultimately reduce CO₂ production.

The Remuneration Policy and the performance measures included within it endeavor to align AMG’s performance targets with AMG’s long-term strategic objectives and AMG’s Values, and in so doing, support the generation of long-term stakeholder value.

To this end, AMG focuses on pay for performance: AMG’s variable compensation is tied directly to the achievement of strategic targets. The performance measures focus management on the delivery of a combination of robust key performance indicators relating to the annual performance of the Company, and on long-term share price appreciation. AMG has concluded that this combination of annual key performance indicators and long-term share price appreciation align well with shareholder value creation.

AMG believes that shareholder value creation is an important pillar to creating long-term, sustainable stakeholder value. AMG’s Remuneration Policy incentivizes the Management Board to focus on the other key pillars of stakeholder value creation: employees must be motivated to work in an environment that puts safety first, and the Company must consider the best interests of the surrounding community, customers, suppliers, service providers, financial institutions, and government agencies. AMG’s non-financial performance measures focus management on delivering

leadership in strategic projects and in long-term sustainability by targeting a specific set of goals including CO₂ abatement, safety, environmental stewardship, diversity, human resource development, and risk management.

AMG targets a Remuneration Policy that is balanced between financial metrics, strategic objectives, and protecting stakeholder values. In addition, AMG targets a total compensation package that is sufficient to attract and retain key management team members.

COMPETITIVE ENVIRONMENT AND PEER GROUP

From the inception of AMG in 2007, the Supervisory Board has adopted a US-centric approach towards executive remuneration, but with due regard to the Dutch corporate governance environment. This US focus is due to the location of AMG’s operational headquarters in the US and the fact that all of its Management Board members have been and continue to be US residents. AMG is mindful of the views of society about the level and structure of remuneration for its senior leadership and AMG continues to inform itself about those views in the major countries in which it is operating like the United States, Germany, Brazil, and the United Kingdom. Although AMG has no operational activities in the Netherlands, it continues to take into account the Dutch perspective since its head office is located and its shares are listed in Amsterdam.

The AMG group of companies competes throughout the world for business and for talent. Given its size and the diversity of its business, it must compete for superior talent with corporations of considerable scale. Therefore, AMG must provide top talent with roles that are challenging and motivating in a fast-paced environment and offer very competitive reward opportunities for superior performance.

In establishing the 2022 remuneration, the Supervisory Board considered multiple scenarios of how the remuneration components would be affected given different sets of circumstances, including one in which incentive plan thresholds were not achieved.

Every year, the Remuneration Committee of the Supervisory Board reviews, confirms and uses an executive compensation peer group for benchmarking purposes. During 2022, the Supervisory Board utilized a peer group that was established with the assistance of our independent adviser Mercer Limited (“Mercer”). This peer group features 12 of 17 peers which are listed and domiciled in Europe and has been used for the basis of reviewing our Remuneration Policy and how we will implement it in 2022.

The peer group used in 2022 consists of the following companies:

- | | |
|--------------------------------|------------------|
| 1. Allegheny Technologies Inc* | 10. Ferrexpo |
| 2. AMAG | 11. Hill & Smith |
| 3. Aperam | 12. Materion* |
| 4. Bodycote | 13. OCI N.V. |
| 5. Carpenter Technologies* | 14. Outokumpu |
| 6. Commercial Metals* | 15. Salzgitter |
| 7. Constellium* | 16. SGL Carbon |
| 8. Elementis | 17. Vallourec |
| 9. Eramet | |

*Denotes a US Listed Peer

This peer group is an important yardstick for the Supervisory Board in determining performance by the Company and setting compensation for the Company's Management Board.

SUMMARY: 2022 REMUNERATION POLICY

FIXED PAY SUMMARY

2022 FIXED PAY AND BENEFITS		
ANNUAL BASE SALARY		PENSION AND OTHER BENEFITS
Purpose	Reflects responsibilities, experience, and skill sets	Provides retirement and risk insurances tailored to local market practices and regulations
Form of Payment	Cash	Country and Individual specific and aligned with other senior managers
Performance Measures	—	—
Total By Management Board Member ¹	Heinz Schimmelbusch: \$750,000 + €250,000 Eric Jackson: \$723,000 + €100,000 Jackson Dunckel: \$523,000 + €100,000	Set at 50% of the average salary for the final 3 years of employment. Please see below for further details.

1. The AMG Management Board resides in the US, but since AMG is headquartered in Amsterdam, each member has a portion of their salary paid in the Netherlands in Euros.

ANNUAL BONUS

The CEO's target bonus will be 85% of base salary and the COO's and CFO's will be 65% of salary. As per the approved policy, the maximum opportunity is 200% of target in line with best practice.

Financial Measure	Weighting
Operating Cash Flow	35%
EBITDA	35%
Non-financial Measures	
ESG Measures	6.7% each, totaling: 20%
• Lost Time Incident Rate	
• Enabling CO ₂ Reduction	
• CO ₂ Credits Created	
Management Board Personal Targets	10%

The 2021 remuneration policy replaced ROCE with EBITDA as a financial measure because of the very heavy CapEx schedule the Company is engaged in. The rationale for the change was that setting low ROCE targets due to the increase in capital

employed would not provide a challenging enough target for Management and did not represent the strategy the Management Board presented to shareholders to deliver the growth targets as expeditiously as possible.

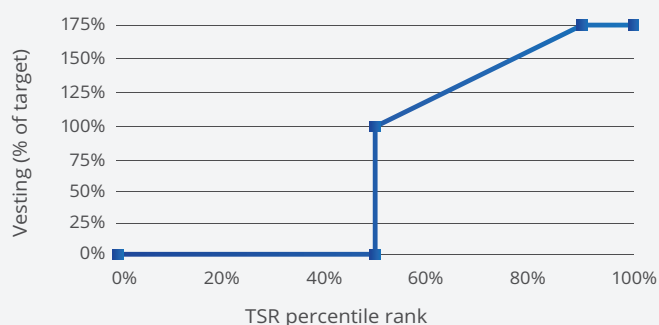
PERFORMANCE SHARE UNITS

In line with the 2021 Remuneration Policy, the Long-Term Incentive Plan will now be called the Performance Share Unit Plan. PSUs will be granted based on a fixed Euro face value amount unchanged from 2020, with target percentages of base salary not exceeding 200% of base salary. Maximum opportunity will continue at 175% of target.

Performance will continue to be measured over a three-year period. In addition, a two-year holding period of the number of post-tax shares awarded under the PSU plan will be implemented for all PSUs.

Performance will be measured solely based on relative TSR versus the peer group utilized to benchmark Management Board compensation. The vesting schedule for awards after 2021 is shown below—the maximum opportunity is only available with outperformance at the 90th percentile, and unlike the old policy, there will no longer be any vesting for below-median performance.

RELATIVE TSR— VESTING SCHEDULE



The vesting value for the 2023 grant will be based on the TSR performance over three years and will utilize the average share price over the 30 trading days prior to year-end 2022 versus the average share price over the 30 trading days prior to year-end 2025.

The 2021 policy removed the ROCE hurdle for the PSUs in line with the change in financial measures for the annual bonus discussed above. However, the Supervisory Board may apply judgement where necessary to ensure approved vesting levels are representative of actual, overall Company performance including (but not limited to) the level of profit achieved and aim to manage risk in line with integrating business ethics and compliance.

VARIABLE AWARD OPPORTUNITIES PER 2021 REMUNERATION POLICY

EXECUTIVE	SALARY ¹	ANNUAL BONUS TARGET (% of salary)	PERFORMANCE SHARE UNIT PLAN (% of salary)
Heinz Schimmelbusch, CEO	\$750,000 + €250,000	85%	194% PSU Face Value: €1,700,000 ²
Eric Jackson, COO	\$723,000 + €100,000	65%	93% PSU Face Value: €650,000 ²
Jackson Dunkel, CFO	\$523,000 + €100,000	65%	93% PSU Face Value €500,000 ²

- The AMG Management Board resides in the US, but since AMG is headquartered in Amsterdam, each member has a portion of their salary paid in the Netherlands in Euros.
- PSU Face Value is fixed as a Euro figure. Percentage of salary is shown for comparability utilizing a 1.20 Euro / dollar exchange rate and it is within the policy ranges (up to 200%).

COMPENSATION GOVERNANCE SUMMARY

DECISION ON	DECISION MAKING AUTHORITY
Compensation of Supervisory Board	Supervisory Board
Compensation of Management Board	Supervisory Board
Compensation of Senior Executives	Management Board/Remuneration Committee

MANAGEMENT BOARD COMPENSATION RISK MANAGEMENT PRINCIPLES

- | | | |
|---|---|---|
| <ul style="list-style-type: none"> Rigorous performance management process Balanced mix of short-term and long-term variable compensation elements Performance evaluation on an individual basis Long-term incentive plan focused on share price performance with three and four-year vesting | <ul style="list-style-type: none"> Annual incentive compensation capped at 200% and PSU performance capped at 175% Post contractual non-compete of 24 months Severance payment is base salary plus in some cases target annual incentive payment | <ul style="list-style-type: none"> Good and bad leaver provisions apply to annual bonus and unvested share plans Clawback and malus principles apply to all elements of variable compensation Share ownership requirements No loans to executives permitted |
|---|---|---|

2022 MANAGEMENT BOARD COMPENSATION

2022 AND 2021 REALIZED PAY FOR THE MANAGEMENT BOARD

USD 000's		BASE SALARY	ANNUAL BONUS	PSUs ¹	OPTIONS ¹	PENSION	OTHER	TOTAL	FIXED (% OF TOTAL)	VARIABLE (% OF TOTAL)
Heinz Schimmelbusch, CEO	2022	1,013	1,697	4,078	72	210	196	7,266	20%	80%
	2021	1,046	1,582	1,265	169	181	175	4,418	32%	68%
Eric Jackson, COO	2022	828	1,061	1,584	24	116	54	3,667	27%	73%
	2021	841	973	429	50	103	42	2,438	40%	60%
Jackson Dunckel, CFO	2022	628	805	1,200	21	406	38	3,098	35%	65%
	2021	641	742	372	50	417	41	2,263	49%	51%

1. Assuming a share price of €34.40 as of December 31, 2022, the 2020–2022 PSUs were expected to pay out with a performance multiplier of 1.5x. Option value detail is described on the following pages.

BASE SALARY

None of the Management Board received an increase to base salary in 2022. In addition, the CEO has not received a base salary increase since 2008, and the CFO has not received an increase since joining the Company in January 2016. The COO received two salary increases in 2019, his first since 2008.

PENSIONS AND RETIREMENT BENEFITS

The members of the Management Board are members of a defined contribution plan maintained in the United States. They receive additional retirement benefits from Metallurg's Supplemental Executive Retirement Plan (SERP). With respect to Heinz Schimmelbusch, the supplemental benefits are payable for life commencing at the end of his employment with AMG.

The benefit to be paid under the AMG retirement plan will be reduced by the amounts received under the normal retirement benefit under the Pension Plan of Metallurg Inc. Pursuant to Eric Jackson's and Jackson Dunckel's SERP, it is provided that if they are employed by AMG or remain in AMG's employment until the age of 65, they are entitled, whether or not they have terminated their employment, to receive AMG retirement benefits (reduced by amounts received under Metallurg's other pension plans). As Eric Jackson has reached age 65 and remains in AMG's employment, he has begun receiving AMG retirement benefits. Jackson Dunckel's benefits will be reduced if his employment with AMG ends prior to reaching age 65.

2022 ANNUAL BONUS

Target opportunity was 85% of salary for the CEO and 65% for the COO and CFO. Maximum performance was 200% of target subject to the attainment of exceptional performance.

MEASURE	TARGET	ACTUAL	ACTUAL % VS TARGET	ACHIEVEMENT VS TARGET	2021	TARGET % VS 2021
Financial Measures—70% of total, comprising:						
Operating Cash Flow (35%)	\$74.7M	\$167.6M	224%	200%	\$90.8M	(18%)
EBITDA (35%)	\$175.5M	\$342.6M	195%	200%	\$136.7M	28%
Non-financial Measures - 30% of total, comprising:						
ESG Measures (20%)						
• Lost Time Incident Rate (6.7%)	1.05	0.46	(56%)	200%		
• Enabling CO ₂ Reduction (6.7%)	86	99	115%	167%		
• CO ₂ Intensity (6.7%)	3.09	2.65	(14%)	188%		
Management Board Strategic Targets (10%)	Qualitative	Sig. Above	Sig. Above	200%		
Total Annual Incentive Award				197%		

As explained in the Chairman of the Remuneration Committee's letter, AMG's 2022 performance approached and exceeded max targets because of the outstanding performance of the Company's lithium expansion and contracting strategy. The operating cash flow target was set 18% below 2021's achievement, but this was driven by an anticipated increase of \$60 million in working capital due to the start-up of

the Zanesville vanadium plant as well as higher volumes across our Critical Minerals and Critical Material Technologies segments. AMG's actual working capital increase in 2022 was \$67 million, but 2022 operating cash flows were directly affected by the very high profitability delivered by the lithium mine in Brazil.

ESG MEASURES PERFORMANCE – WEIGHTING 20%

Metric	Weight	Result
Lost Time Incident Rate	6.7%	AMG's aspirational target is clearly zero Lost Time Incidents ("LTI"), but for the purposes of setting a compensation target, we aspire to be significantly better than our peers. Our peers are defined by the North American Industry Classification System code of 331 (Primary Metal Producers). This peer group had a 2021 LTI of 1.2. Our target was set at a 10% improvement vs. these peers, or 1.05, and Significantly Above was set at a 50% improvement, or 0.58. AMG's LTI of 0.46 was best in class and 62% below the peer group figure of 1.2. Outcome: 200% Achievement
Enabling CO ₂ Reduction	6.7%	In 2021, AMG increased enabled CO ₂ savings to 78 million tons from 56 million tons. The 2022 target was set at 86 million tons (+10% of 2021 actuals) with a Significantly Above target set at 106 million tons. In 2022, AMG enabled its customers to reduce 99 million tons of CO ₂ . This calculation is detailed in our CEO letter and our Sustainability report, and it is mainly driven by higher aerospace activity by our customers. Outcome: 167% Achievement
CO ₂ Intensity	6.7%	In 2021, AMG entered into a Sustainability Linked Loan which included a commitment to reduce the CO ₂ intensity of its operations. Based on a CO ₂ intensity of 4.25 in 2021, AMG agreed to reduce its CO ₂ intensity to 3.0 by 2026. Based on volume projections including the start-up of the Zanesville vanadium plant, the compensation target for 2022 was set at 3.09 – significantly ahead of the Sustainability Loan commitment of 4.0 in 2022. The Significantly Above target was set at 2.59. AMG delivered a CO ₂ intensity target of 2.65. This outperformance was mainly driven by the partial closure of our silicon metal facility in Germany, AMG's largest CO ₂ emitter, offset by higher CO ₂ emissions at our Zanesville vanadium facility and lower production of silicon. Outcome: 188% Achievement

MANAGEMENT BOARD PERSONAL TARGET SCORE CARD AND DISCUSSION – 10% WEIGHTING

Management Board Strategic Targets	Key Achievements	Result
Commission "Cambridge 2" (Zanesville) on schedule	<ul style="list-style-type: none"> Started Zanesville plant up on time in November Finalized capital expenditures of \$8 million under budget despite a very challenging construction period from 2019 - 2022 	Significantly Above
Progress "SP1+" spodumene expansion on an expedited schedule	<ul style="list-style-type: none"> Purchased long lead time items and began civil construction Commissioning target remains Q2 2023 	Significantly Above
Progress Bitterfeld Lithium Hydroxide project	<ul style="list-style-type: none"> Began construction in Q1 2022 Commissioning target remains Q4 2023 Established letters of intent for 18K tons of the 20K tons of production Established a tolling arrangement to convert Brazilian spodumene into technical grade hydroxide 	Significantly Above
Progress Shell Joint Venture	<ul style="list-style-type: none"> Signed a Joint Venture / Shareholders agreement between SARBV and UCI to build multiple projects including a gasification ash recycling plant in Jazan Signed an offtake agreement from Saudi Aramco to purchase vanadium bearing gasification ash from the Jazan Refining Complex. 	Significantly Above
Pursue lithium resource expansion	<ul style="list-style-type: none"> Purchased 8 leases in Brazil and began drilling Currently pursuing multiple joint venture agreements to source lithium concentrate 	Significantly Above
Improve EHS Ranking	<ul style="list-style-type: none"> AMG engaged with multiple raters and rankers, including ISS, Sustainalytics, and others Our overall rankings improved significantly versus end of year 2021 	Significantly Above
Overall Assessment		Significantly Above
Total Annual Incentive Award		200%

Dr. Schimmelbusch was instrumental in progressing multiple long term growth projects in 2022. He led the negotiations with our Saudi Arabian partner, UCI, and also led the discussions with our supplier Saudi Aramco, establishing the first project of our multi-project Shell Joint Venture. He reorganized AMG Engineering to support the LIVA strategy. The first LIVA battery was started up in Hauzenberg, and the first third-party sale of a LIVA battery was made to Wipotec. He continued to drive AMG's units to find ways to reduce CO₂ emissions. Mr. Jackson was engaged throughout 2022 executing the various projects AMG is pursuing. The Zanesville facility to double the Company's ferrovandium output (a.k.a. "Cambridge 2") began commissioning in November 2022 under budget on capital expenditures,

and is operating successfully. The Bitterfeld Lithium Hydroxide facility began construction in the first quarter of 2022 and is expected to be completed by the fourth quarter of 2023. The Spodumene expansion project in Brazil is under construction and should be complete in the second quarter of 2023. In addition, Mr. Jackson renegotiated key sales contracts with our major customers, increasing AMG's profitability in 2022.

Mr. Dunckel successfully created a stand-alone legal structure for AMG's lithium activities in 2022 and arranged a 3-year audit for the new company. He was responsible for all aspects of capital structure strategy, and established relationships with multiple capital providers in order to most efficiently finance AMG's growth projects. These efforts concern Brazil's technical grade carbonate plant, the lithium resource expansion strategy and the Shell JV development. In addition, Mr. Dunckel instituted a comprehensive cyber-security initiative, significantly improving the Company's defenses against a potential attack.

Given the success each of the Management Board members have had with their personal targets, the Supervisory Board has found their performance at the Significantly Above level and recommended that they be awarded their personal targets at a bonus percentage of 200%.

LEGACY 2020 LONG-TERM INCENTIVES (VESTING 2022)

For the legacy 2020 PSU award, the three-year vesting period was completed in 2022 and the average minimum ROCE over the performance period (2019-2021) was 15.3% versus the target of 7.0% set by the Supervisory Board. As disclosed in the Realized Pay table on page 43, based on the share price performance to December 31, 2022, AMG estimates that the relative TSR for the Company will result in a performance multiplier of 1.5x the target award. Per the legacy 2013 Remuneration Policy, the final value of the PSU awards will be based on the average share price 10 days after the announcement of the 2022 annual results.

50% of the 2018 Stock Options and 50% of the 2019 Stock Options vested in 2022, and based on the closing share price on the vesting date, resulted in the following net vesting value to the Management Board:

(in thousands except shares)	NUMBER OF SHARES	VALUE ¹
Heinz Schimmelbusch, CEO	1,852	\$72
Eric Jackson, COO	626	\$24
Jackson Dunckel, CFO	545	\$21

1. Calculated based on the share prices of €36.54 and €35.08 on the Vesting Dates of May 2, 2022 and March 13, 2022.

The Management Board members did not exercise any stock options in 2022.

LEGACY 2019 LONG-TERM INCENTIVES (VESTED 2021)

For the legacy 2019 PSU award, the three-year vesting period was completed in 2021 and the average minimum ROCE over the performance period (2019-2021) was 9.7% versus the target of 7.0% set by the Supervisory Board. Based on the share price performance on the average share price 10 days after the announcement of the 2021 annual results, the relative TSR for the Company resulted in a 0.75x multiplier.

50% of the 2017 Stock Options and 50% of the 2018 Stock Options vested in 2021, and based on the closing share price on the vesting date, resulted in the following net vesting value to the Management Board:

(in thousands except shares)	NUMBER OF SHARES	VALUE ¹
Heinz Schimmelbusch, CEO	4,478	€141
Eric Jackson, COO	1,318	€41
Jackson Dunckel, CFO	1,318	€41

1. Calculated based on the share prices of €31.40 and €31.92 on the Vesting Dates of May 4, 2021 and May 2, 2021.

During 2021, Heinz Schimmelbusch exercised 64,886 options for gross proceeds of \$1,777, Eric Jackson exercised 19,084 options for gross proceeds of \$523, and Jackson Dunckel exercised 38,168 options for gross proceeds of \$1,045.

2022 LONG-TERM INCENTIVES

In 2022, the Supervisory Board awarded Performance Share Units to the Management Board pursuant to the 2021 Remuneration Policy.

The face value of the Long-Term Incentive Plan for 2022 is as follows:

(in thousands except shares)	PSU Face Value	# of PSU's Granted	% of Salary
Heinz Schimmelbusch, CEO	€1,700	49,722	177%
Eric Jackson, COO	€650	19,011	83%
Jackson Dunckel, CFO	€500	14,624	84%

Per the 2021 Remuneration Policy, the number of PSUs awarded in 2022 is calculated as the face value divided by the average share price of the 5 trading days after the publication of the annual results of 2021. These PSU awards will vest after three years, subject to:

- a 3-year performance period and an additional 2-year holding period in line with the Dutch Corporate Governance Code.
- payouts will be based 100% on relative Total Shareholder Return versus the global sector peers we utilize to benchmark Management Board pay. Due to the cyclical nature of some of AMG's products, the Supervisory Board believes that a relative measure versus AMG's industry peers is the best way to incentivize the Management Board to outperform its industry over time.
- there will no longer be any vesting of the PSUs for performance below the 50th percentile, in line with best market practice.

As per the 2021 Remuneration Policy, no share options were granted to Management Board members as this incentive scheme was terminated in 2021. All share options granted to the Management Board members prior to 2021 remain in full force and effect in accordance with governing share option plan.

OUTSTANDING OPTIONS HELD BY THE MANAGEMENT BOARD

The summary of all options outstanding, both vested and non-vested, is presented in the table below:

AMG OPTION PLAN	NON-VESTED OPTIONS UNDER THE PLAN					VESTED OPTIONS UNDER THE PLAN		
	FOR THE YEAR ENDED DECEMBER 31, 2022	YEAR	DATE OF GRANT	NUMBER OF OPTIONS	PRESENT VALUE AT DATE OF GRANT (€)	VESTING SCHEME	EXERCISE PRICE (€)	NUMBER OF OPTIONS
Dr. Heinz Schimmelbusch	2017	5-4-17	—	340,000	50% vested after 3 years, 50% vested after 4 years	25.50	47,667	424
	2018	5-2-18	—	340,000	50% vested after 3 years, 50% vested after 4 years	44.24	8,543	—
	2019	5-13-19	17,801	340,000	50% vested after 3 years, 50% vested after 4 years	31.43	—	53
	2020	3-11-20	85,859	340,000	50% vested after 3 years, 50% vested after 4 years	19.31	—	N/A
Eric Jackson	2017	5-4-17	—	100,000	50% vested after 3 years, 50% vested after 4 years	25.50	14,020	125
	2018	5-2-18	—	100,000	50% vested after 3 years, 50% vested after 4 years	44.24	5,026	—
	2019	5-13-19	6,021	115,000	50% vested after 3 years, 50% vested after 4 years	31.43	6,021	18
	2020	3-11-20	33,333	132,000	50% vested after 3 years, 50% vested after 4 years	19.31	—	N/A
Jackson Dunckel	2017	5-4-17	—	100,000	50% vested after 3 years, 50% vested after 4 years	25.50	14,020	125
	2018	5-2-18	—	100,000	50% vested after 3 years, 50% vested after 4 years	44.24	5,026	—
	2019	5-13-19	5,236	100,000	50% vested after 3 years, 50% vested after 4 years	31.43	5,235	16
	2020	3-11-20	25,253	100,000	50% vested after 3 years, 50% vested after 4 years	19.31	—	N/A

SHARE OWNERSHIP GUIDELINES

Management Board Members are required to hold a minimum level of shares in relation to their base salary. The CEO's guideline is 4x base salary whilst the COO and CFO's guidelines are 2x base salary. Per the table below, the CEO currently holds 38x his base salary, the COO holds 15x his base salary, and the CFO holds 3x his base salary, so all Management Board member have met the policy.

The table below outlines the number of shares held by Management Board Members on an unvested and vested basis.

	SHARES OWNED	MULTIPLE OF SALARY ¹	UNVESTED PSUs	PSU AWARD PRICE	NET UNDERLYING SHARES UNVESTED OPTIONS ¹	NET UNDERLYING SHARES VESTED OPTIONS ¹	TOTAL SHARES
Dr. Heinz Schimmelbusch	1,128,044	38x			39,200	13,869	
2020–2022 ²			105,645	€19.31			
2021–2023 ³			53,780	€31.61			
2022–2024 ²			74,583	€34.19			
TOTAL SHARES	1,128,044		234,008		39,200	13,869	1,415,121
Eric Jackson	354,815	15x			15,142	4,147	
2020–2022 ²			41,015	€19.31			
2021–2023 ³			20,563	€31.61			
2022–2024 ²			28,516	€34.19			
TOTAL SHARES	354,815		90,094		15,142	4,147	464,198
Jackson Dunckel	62,876	3x			11,530	4,079	
2020–2022 ²			31,073	€19.31			
2021–2023 ³			15,818	€31.61			
2022–2024 ²			21,936	€34.19			
TOTAL SHARES	62,876		68,827		11,530	4,079	147,312
TOTAL SHARES OWNED BY MANAGEMENT BOARD	1,545,735		392,929		65,872	22,095	2,026,631

1. Based on December 31, 2022 share price of €34.40.

2. The 2020 and 2022 awards had a 1.5x multiplier as of December 31, 2022.

3. The 2021 awards had a 1.0x multiplier as of December 31, 2022.

PAY RATIO AND AMG GROUP WORKFORCE COMPENSATION

Since the introduction of the pay ratio in 2017, the Supervisory Board, upon recommendation of the Remuneration Committee, has established that the most informative ratio would be one which compares the average Management Board actual compensation with that of the average total employee benefit cost per employee (global workforce). The average Management Board compensation (rather than only CEO compensation) is deemed to be the appropriate parameter, given the collective management responsibility of the Management Board members under the Dutch corporate governance system.

It should be noted that pay-ratios are specific to a company's industry, geographic footprint, and organizational structure. For example, a large part of AMG's workforce is located in emerging and developing countries, whereas AMG's Management Board members are based in the United States. Compensation packages are designed to be locally competitive. Pay ratios are also susceptible to volatility over time, as they can vary with incentive outturns, stock market movements (impacting the LTI part of the Management Board compensation), changes in incumbents, exchange rate movements and actual financial performance by the Company.

	2018	2019	2020	2021	2022
Management Board Pay Ratio	62	40	25	61	50
CEO Pay Ratio	96	61	35	92	72

The average remuneration on a full-time equivalent basis of workforce of the AMG Group was consistent at \$73K per year in 2022 and 2021. The development of this pay ratio will be monitored and disclosed going forward. The Remuneration Committee has taken into account these pay ratios in establishing the Management Board compensation for 2022 and believes that these ratios are fair and adequate for this purpose.

FIVE-YEAR CHANGE IN REALIZED COMPENSATION VERSUS KEY PERFORMANCE INDICATORS

The table below shows the change in total realized remuneration for each Management Board member over the past five-year period, compared to (i) financial performance by the Company and (ii) average remuneration of the AMG Group workforce, during the same period.

YEAR ON YEAR % CHANGE (EXCEPT ROCE)	2018	2019	2020	2021	2022
Heinz Schimmelbusch	-10%	-72%	-34%	46%	64%
Eric Jackson	-9%	-63%	-33%	70%	50%
Jackson Dunckel	153%	-54%	-45%	57%	37%
Cash Flow from Operations	24%	-52%	-58%	363%	85%
Share Price Change	-32%	-21%	15%	16%	22%
Actual ROCE	35.4%	13.7%	3.5%	11.9%	30.8%
EBITDA (USD in millions)	\$217.1	\$121.4	\$66.8	\$136.7	\$342.6
Average Remuneration AMG Group Workforce	4%	-4%	-8%	13%	—

COMPENSATION EXPENSE OF THE MANAGEMENT BOARD IN 2022

Total compensation expense recorded by AMG in its financial reports with respect to the pension and retirement benefits of the Management Board are provided in the table below, which sets forth total expenses incurred in 2022 for Management Board remuneration. All Management Board members receive benefits that are in line with industry and individual country practice. No loans, advances, or guarantees are granted to any Management Board members. Total costs to the Company with respect to other remuneration of the Management Board are provided in the table below, which sets forth total costs incurred in 2022 for Management Board remuneration.

(in thousands) FOR THE YEAR ENDED DECEMBER 31, 2022	BASE SALARY	ANNUAL BONUS	OPTION COMPENSATION	PERFORMANCE SHARE UNITS	RETIREMENT BENEFITS & PENSIONS	OTHER REMUNERATION ¹	TOTAL
Heinz Schimmelbusch	\$1,013	\$1,697	\$193	\$1,831	\$210	\$196	\$5,140
Eric Jackson	\$828	\$1,061	\$72	\$703	\$116	\$54	\$2,834
Jackson Dunckel	\$628	\$805	\$59	\$538	\$406	\$38	\$2,474

Note: These amounts represent the expense recorded by AMG for each component.
1. "Other Remuneration" includes car expenses and additional insurance paid for by the Company.

2023 CHANGES TO MANAGEMENT BOARD REMUNERATION

The Supervisory Board is currently analyzing the structure of the Management Board's and key Unit Executive's compensation. While no changes have been determined at this point, the Supervisory Board will consider potential changes including additional financial measures for the PSU award in line with best global practice for long-term incentive plans, and aligned with our peer companies and shareholder demands.

SUPERVISORY BOARD REMUNERATION REPORT 2022

BACKGROUND AND STRATEGIC FRAMEWORK

Reference is made to the Remuneration Policy for the Supervisory Board of the Company with respect to a description of the relevance of the Company's values, identity, and mission and of the background, strategic framework and ambitions and guiding principles that apply to the Company's remuneration philosophy for the Company's Supervisory Board members.

As explained in the 2020 Remuneration Policy for the Supervisory Board, which was adopted during the Annual General Meeting in May 2020, Supervisory Board members have a different role than Management Board members and are compensated differently. Accordingly, Supervisory Board members are not entitled to variable compensation or long-term incentives. No financial or non-financial performance indicators apply to the annual compensation of Supervisory Board members.

The Supervisory Board believes that the benchmarks it uses to attract and retain members for the Management Board should equally apply to the composition and membership of the Supervisory Board. Hence, and given the fast-paced and competitive international environment surrounding AMG's operations, competitive reward opportunities are necessary to attract highly qualified Supervisory Board members.

The Supervisory Board therefore has selected and uses an appropriate compensation peer group for benchmarking purposes that is the same as the peer group used for benchmarking the remuneration of the Management Board.

REMUNERATION COMPONENTS – SUPERVISORY BOARD

Fees paid to Supervisory Board members are not linked to the financial results of the Company. Supervisory Board members receive fixed compensation on an annual basis that is partly payable in AMG shares as explained below. Supervisory Board members do not accrue pension rights and are compensated for travel and lodging expenses incurred as a result of discharging their Supervisory Board duties. They are not entitled to any benefits upon the termination of their appointment.

The individual Supervisory Board members are paid annually:

1. a fixed retainer fee in cash (USD)
2. a fixed Share Award (EUR)

taking into account the level of responsibility of each Supervisory Board member within the Board.

In 2022, the following amounts were paid to the Supervisory Board members:

(in thousands except shares)	CASH	SHARES ¹	SHARE VALUE ²	TOTAL
Steve Hanke	\$110	1,845	\$63	\$173
Willem van Hassel	\$75	1,229	\$42	\$117
Herb Depp	\$80	1,075	\$37	\$117
Donatella Ceccarelli	\$80	1,075	\$37	\$117
Dagmar Bottenbruch	\$65	1,075	\$37	\$102
Warmolt Prins	\$65	1,075	\$37	\$102

1. Share quantity calculated based on the share price on the award date.

2. Share value is fixed in Euros, but changes each year due to exchange rate movements.

The amounts above comprise the total remuneration received on an annual basis by Supervisory Board members for their services rendered.

The share award that is given as compensation to Supervisory Board members comprises a number of AMG shares that is equal to the award amount divided by the average share price of the 10 trading days immediately following the publication of the annual results of AMG of the previous year. Shares awarded to and received by Supervisory Board members as compensation are held for long-term investment purposes and shall be held for a period of at least three years from the date of receipt, and for at least one year after the date a Supervisory Board member has retired.

The Supervisory Board acknowledges that by awarding shares to its members as compensation, AMG deviates from best practice provision 3.3.2. of the Dutch Corporate Governance Code (2016). As explained by the Supervisory Board during and as early as the 2009 and 2013 Annual General Meetings, and again during the 2020 Annual General Meeting, it considers it important to be able to recruit future members from the global marketplace given the size and complexity of the markets AMG is operating in. This merits that part of the remuneration be paid in company shares, in line with US practice (and the general US centric approach for executive compensation as chosen by the Supervisory Board and explained in the Remuneration Policy of the Management Board), where the Company has its operational headquarters. Shares granted as compensation to Supervisory Board members are held as long-term investments and restricted from trading for a period of at least three years from the date of granting. As a result, the Company departs from best practice provision 3.3.2. for reasons explained above. The Supervisory Board expects that this departure will continue to apply indefinitely as it has been in place since 2007 and has contributed to the quality of the Supervisory Board and success of AMG. Further, the Supervisory Board holds the view that this departure does not in any way negatively affect good corporate governance at the Company.

The decision by the Supervisory Board to continue its practice to partly compensate its members in AMG shares fully aligns with the long-term share-based incentives granted to the Management Board members under the Management Board Remuneration Policy as a tool to drive and reward sound business decisions and judgment to support AMG's long-term health that is necessary for achieving its strategic objectives and to align the interests of its Board members with those of AMG's shareholders.

FIVE-YEAR CHANGE IN SUPERVISORY BOARD COMPENSATION EXPENSE VERSUS KEY PERFORMANCE INDICATORS

YEAR ON YEAR % CHANGE (EXCEPT ROCE)	2018	2019	2020	2021	2022
Steve Hanke	20%	33%	11%	1%	-4%
Willem van Hassel	N/A	5%	-2%	1%	-4%
Herb Depp	12%	3%	1%	1%	-3%
Donatella Ceccarelli	2%	10%	3%	1%	-3%
Frank Löhner	N/A	N/A	1%	N/A	N/A
Dagmar Bottenbruch	N/A	N/A	N/A	1%	-4%
Warmolt Prins	N/A	N/A	N/A	N/A	46%
Cash Flow from Operations	24%	-52%	-58%	363%	85%
Total Shareholder Return	-32%	-21%	15%	16%	22%
Actual ROCE	35.4%	13.7%	3.5%	11.9%	30.8%
EBITDA (USD in millions)	\$217.1	\$121.4	\$66.8	\$136.7	\$342.6
Average Remuneration AMG Group Workforce	3%	-4%	-8%	13%	—

SUSTAINABLE DEVELOPMENT

This section provides our fifteenth annual sustainability report, which evaluates AMG's social and environmental performance.

Locations of Operations

SITE NAME ⁽¹⁾	LOCATION	COUNTRY	DIVISION
AMG Headquarters ⁽²⁾	Amsterdam	Netherlands	AMG Corporate
AMG USA Headquarters ⁽²⁾	Pennsylvania	USA	AMG Corporate
AMG Aluminum	Jiaxing	China	AMG Clean Energy Materials
AMG Aluminum	Sanming	China	AMG Clean Energy Materials
AMG Aluminum	Kentucky	USA	AMG Clean Energy Materials
AMG Aluminum	Washington	USA	AMG Clean Energy Materials
AMG Aluminum	Mexico City	Mexico	AMG Clean Energy Materials
AMG Brazil S.A.	Nazareno	Brazil	AMG Clean Energy Materials
AMG Brazil S.A.	São João del Rei	Brazil	AMG Clean Energy Materials
AMG Brazil S.A. ⁽²⁾	Belo Horizonte	Brazil	AMG Clean Energy Materials
AMG Lithium ⁽²⁾	Frankfurt	Germany	AMG Clean Energy Materials
AMG Vanadium	Cambridge, Ohio	USA	AMG Clean Energy Materials
AMG Vanadium	Zanesville, Ohio	USA	AMG Clean Energy Materials
AMG Antimony	Chauny	France	AMG Critical Minerals
AMG Antimony	Lucette	France	AMG Critical Minerals
AMG Graphite	Hauzenberg	Germany	AMG Critical Minerals
AMG Graphite	Cabo Delgado Province	Mozambique	AMG Critical Minerals
AMG Graphite	Qingdao	China	AMG Critical Minerals
Bogala Graphite Lanka	Colombo	Sri Lanka	AMG Critical Minerals
AMG Silicon	Pocking	Germany	AMG Critical Minerals
ALD C&K	Suzho	China	AMG Critical Materials Technologies
ALD Dynatech	Mumbai	India	AMG Critical Materials Technologies
ALD France	Grenoble	France	AMG Critical Materials Technologies
ALD Japan ⁽²⁾	Tokyo	Japan	AMG Critical Materials Technologies
ALD TT USA	Michigan	USA	AMG Critical Materials Technologies
ALD TT C&K	Suzhou	China	AMG Critical Materials Technologies
ALD TT Mexico	Ramos Arizpe	Mexico	AMG Critical Materials Technologies
ALD Russia ⁽²⁾⁽³⁾	Moscow	Russia	AMG Critical Materials Technologies
ALD Thailand	Bangkok	Thailand	AMG Critical Materials Technologies
ALD USA ⁽²⁾	Connecticut	USA	AMG Critical Materials Technologies
ALD Vacuum Technologies	Hanau	Germany	AMG Critical Materials Technologies
ALD Vacuheat	Limbach	Germany	AMG Critical Materials Technologies
AMG Alpoco	Anglesey	UK	AMG Critical Materials Technologies
AMG Chrome	Pennsylvania	USA	AMG Critical Materials Technologies
AMG Chrome and AMG Aluminum	Rotherham	UK	AMG Critical Materials Technologies
AMG Titanium Alloys and Coatings	Brand Erbisdorf	Germany	AMG Critical Materials Technologies
AMG Titanium Alloys and Coatings	Nürnberg	Germany	AMG Critical Materials Technologies
AMG Titanium Alloys and Coatings	Pennsylvania	USA	AMG Critical Materials Technologies

(1) The chart indicates which facilities were included in the scope of the sustainable development data. Only data from these facilities are included in this section, which may therefore show inconsistency with other sections of this annual report covering all facilities. Please revert to Trade Register filing dated March 15, 2023 for a full list of group companies of the AMG Group.

(2) Sales, administrative, and smaller engineering sites with estimated data.

(3) AMG does not have material operations in Russia and is in full compliance with all applicable sanctions.

REPORT BOUNDARIES

The reporting boundaries have changed since 2021 to include AMG Vanadium in Zanesville, Ohio; AMG Aluminum in Sanming, China; ALD TT C&K, Suzhou, China; and the AMG Brazil S.A. sales office in Belo Horizonte, Brazil. The thirty-eight locations reporting in 2022 (in which AMG has a 51% or greater stockholding) are detailed in the Locations of Operations table at the beginning of this chapter. AMG uses actual data for all facilities within the reporting boundary except for sales and administrative offices and some smaller engineering sites (typically with less than 10 employees or with environmental impacts <1% in all aspects) which have been determined to be non-material to the report, and therefore estimated data has been used for these locations in 2022. Those sites utilizing estimated data are indicated in the Locations of Operations table at the beginning of this chapter.

AMG reporting locations include mining, manufacturing, sales, and administrative offices in 14 countries across five continents. This report covers AMG's three operating segments: AMG Clean Energy Materials, AMG Critical Minerals, and AMG Critical Materials Technologies, which report their full year performance at the end of the fourth quarter, with, in some cases, estimated data provided for the final month of the year. Due to reorganization and reporting structure changes, we are reporting consolidated data at the AMG Group level only. This aligns with the reporting format of financial results contained in this report.

ABOUT AMG & OUR SUSTAINABLE DEVELOPMENT REPORT

At AMG, we produce highly engineered specialty metal products as well as market-leading vacuum furnaces for specialized alloying applications and heat treatment services to the transportation, infrastructure, energy, and specialty metals and chemicals markets. Our headquarters is located in Amsterdam, Netherlands, and we are listed on the Amsterdam stock exchange.

We operate three segments: AMG Clean Energy Materials, AMG Critical Minerals, and AMG Critical Materials Technologies, with more than 3,400 employees and 38 sites. Of the 38 sites, 31 are production facilities.

This is our fifteenth Annual Sustainability Report, and it covers the 2022 calendar year. This report is written with reference to the Global Reporting Initiative Standards. We also report on corporate responsibility practices in our annual UN Global Compact Communication on Progress. AMG does not include minority-held (less than a 51% stockholding) entities in the boundaries of this report.

SUSTAINABILITY STRATEGY & GOVERNANCE

AMG endorses and supports the definition of corporate social responsibility as set by the World Business Council for Sustainable Development: "...the continuing commitment by business to

behave ethically and contribute to economic development while improving the quality of life of the workforce and their families as well as of the local community and society at large." For AMG and its affiliated companies, this definition translates into four main sustainable development objectives that the Company has formulated in line with its financial objectives, technological capabilities, and its leading position in the global metallurgical industry. These objectives are to:

- Provide safe working conditions for our employees and be responsible stewards of the environment.
- Meet or exceed regulatory standards by engaging in ethical business practices.
- Be a valued member of the local economy, community, and society by contributing to solutions to address some of the fundamental environmental and social challenges facing society today.
- Target industrial activities which either contribute to the reduction of greenhouse gas levels through the circular economy or by arriving at technologies which enable our business partners to reduce greenhouse gas levels and quantify the success of these endeavors.

AMG is a global leader in "critical" materials which are essential building blocks for containing and eventually reversing the growth of atmospheric CO₂ levels. AMG understands our obligation to minimizing our impact on climate change and are committed to achieving the following goals:

- By 2030, AMG commits to reduce its direct CO₂ emissions by 20% from a baseline of 2019 (i.e., pre COVID-19) adjusted for the startup of our Zanesville facility. This is a total reduction of 125,000 tons of CO₂.
- Beginning in 2022, AMG committed to increase its enabled CO₂ reduction by 10% per year from 2021 levels through 2030.

AMG's Supervisory Board and Management Board are guided by these objectives when defining and implementing the Company's strategic objectives.

The Management Board members are collectively responsible for building a culture within AMG focused on long-term value creation. Each Management Board member has the responsibility to serve the best interests of the Company and its stakeholders.

The Supervisory Board oversees the Management Board's implementation of the long-term value-creation strategy of AMG. The Supervisory Board regularly discusses the strategy, implementation of the strategy, and principal risks associated with the strategy.

The Vice President of Sustainability, Environment, Health, and Safety is responsible for the overall sustainability strategy for the organization and reports results to the Management Board on a regular basis.

STAKEHOLDER ENGAGEMENT & MATERIALITY

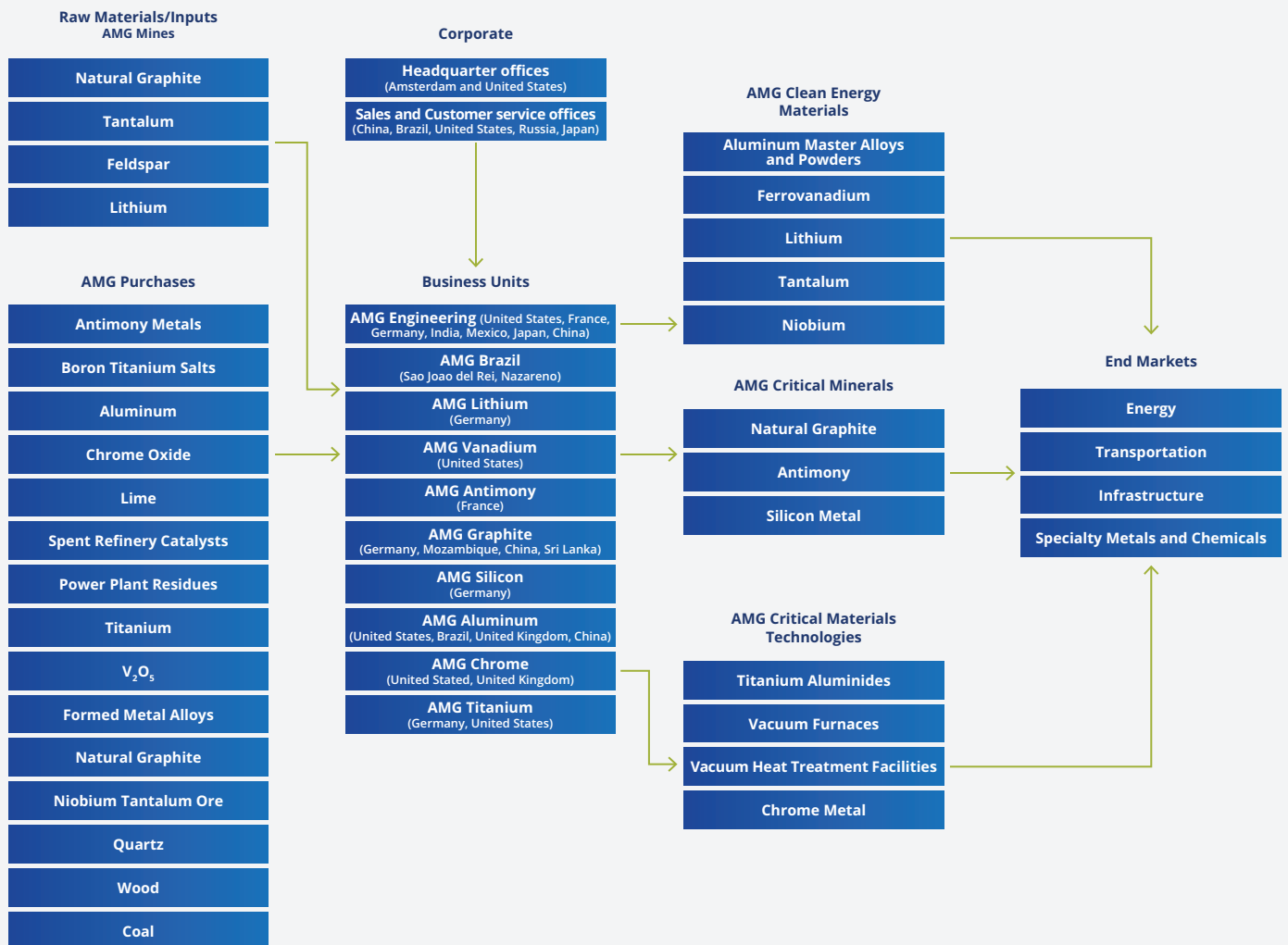
AMG conducts materiality assessments to advance its sustainability program by identifying environmental, social, governance, and product-related impacts, risks, and opportunities that are most critical to AMG’s business and stakeholders. The results of these materiality assessments informed the content of this report, including specific topics and metrics to track and disclose. ESG Materiality assessments by nature are not static and related disclosures may change over time. AMG’s list of material issues and impacts was developed primarily through two exercises: desktop research including peer benchmarking and stakeholder interviews.

- Desktop Research:** A third-party consulting partner reviewed publicly available information, such as relevant Global Reporting Initiative and Sustainability Accounting Standards Board standards and conducted benchmarking of several peer companies using publicly available sustainability reports and websites. This information was used to develop a list of relevant sustainability topics to guide stakeholder interviews.
- Stakeholder Interviews:** The third-party consulting partner also interviewed AMG executives, including AMG’s Chief Executive Officer, Chief Operations Officer, Chief Financial Officer, Vice President of Corporate Development, Vice President of Investor Relations, and Vice President of Sustainability, Environment, Health, and Safety. Insights were gathered on sustainability impacts, risks, and opportunities across AMG’s value chain. These internal stakeholders vetted the list of sustainability topics developed from the desktop research for relevance and significance given their understanding of corporate risk formed through the ongoing company-wide risk assessment process. Additionally, information gathered through routine engagements and dialogue with customers, investors, regulatory agencies, and community groups was considered and informed their feedback on material sustainable topics. The list of sustainability topics was narrowed down to a priority list of material sustainability topics for AMG.

In 2022, AMG reviewed the Materiality Assessment, taking into consideration stakeholder engagements and determined that previously identified material topics for AMG were still applicable and no additions were required.

Material topics were considered across AMG’s supply and value chain:

AMG’s Supply and Value Chain



Throughout this report, we report on the ESG topics that have been identified as most significant with reference to GRI Standards, detailing our management approach and key metrics for measuring performance across such topics.

The priority list of material sustainability topics and potential impacts for AMG are provided in the table below:

MATERIAL TOPIC	DEFINITION AND IMPACTS
ENVIRONMENT	
Air Emissions	Generation and management of air emissions (e.g., GHG, particulates, SOx, NOx, etc.) from company operations. Potential impacts on ecosystems and human health; non-compliance with applicable regulations.
Energy	Management of the Company's energy consumption and associated costs through the design of operational processes, procurement practices, etc. Potential impacts include carbon tax on fossil fuel derived energy, climate change and reliability of intermittent power grid. Limited access to renewable energy.
Resource Efficiency	Use of efficient production techniques and creation of resource-efficient products using recycled input materials and recycling of by-products when possible. Potential impacts include availability of raw materials and inputs due to increased demand and market shifts associated with the transition to a clean energy economy.
Waste	Anything the Company is required to discard. Potential impacts can occur if waste is inadequately managed; waste can have negative impacts on the environment and human health that extend beyond where the waste is generated and discarded.
Water	Management of water withdrawals and consumption from company operations in the context of competing demands for water resources. Potential impacts can arise from the amount of water withdrawn and consumed by the organization and the quality of its discharges can have impacts on ecosystems and people.
Wastewater	Management of wastewater generated from company operations. Potential impacts on local water resources, including non-compliance with applicable regulations.
SOCIAL	
Health & Safety	Protection of employees, contractors, and visitors through design of safe operations and work practices, employee well-being initiatives, training programs, robust safety management systems, and culture. Potential impacts include occupational injuries and illnesses and non-compliance with health and safety regulations as well as off-site consequences from upset conditions.
Diversity, Equity & Inclusion	A diverse, equitable, and inclusive workplace, accepting of and providing equal opportunity to all employees regardless of race, ethnicity, gender, age, education, ability/disability, sexual orientation, religious affiliation, veteran and disabled veteran status, experience, and thought. Potential impacts such as discrimination can impose unequal burdens on individuals or deny fair opportunities based on individual merit.
Community Engagement	Hiring of employees from the local region and providing fair wages and competitive benefits and influencing other local businesses to do the same. Providing community support through pro bono services or volunteering; cooperating with public and private institutions to promote social programs. Potential socioeconomic, cultural, health and human rights impacts on local communities from the organization's activities
GOVERNANCE	
Business Ethics	Prevention of unethical or illegal behavior involving a company employee or agent, with respect to how the Company works with suppliers, customers, and other business partners in developing and marketing products and driving business growth and profitability (e.g., no bribery, collusion, anti-trust, monopoly practices, etc.). Potential impacts include regulatory non-compliance, fines, penalties and damage to organization's reputation and community standing.
Compliance	Operating in accordance with regulations across a full range of functional areas. Potential impacts include regulatory non-compliance, fines, penalties and damage to organization's reputation and community standing.
Risk Management	Proactive consideration of risk factors and opportunities, including resilience and sustainability, in business decisions; taking effective steps to mitigate risks and to capitalize on opportunities to protect and enhance the business and its assets. Potential impacts could include unplanned financial expenditures and business interruption.
PRODUCTS	
Customer Environmental Impacts	Designing and marketing sustainable products that minimize environmental impacts during the product-use phase and that meet evolving customer needs. Potential impacts to organization's reputation, customer relationship, and financial growth.
Product Innovation	Development of innovative new products and services to improve customer experience and performance, supporting AMG's top-line growth and differentiation. Potential impacts to organization's reputation, customer relationship, and financial growth.
Product Quality & Safety	Management of product design and production to ensure products meet specifications and customer expectations. Creations of products that are safe for their intended and likely uses. Potential impact to organization's reputation, and legal action against company.

EXTERNAL INITIATIVES

Extractive Industries Transparency Initiative

AMG continues its support of the Extractive Industries Transparency Initiative (EITI), a global initiative to improve governance in resource-rich countries through the verification and full publication of Company payments and government revenues from oil, gas, and mining. EITI works to build multi-stakeholder partnerships in developing countries to increase the accountability of governments. Over 50 countries have now committed to the EITI principles and criteria. As of today, AMG has two extractive operations in EITI-implementing countries: Germany and Mozambique.

United Nations Global Compact

AMG is an active participant in the United Nations Global Compact. The Global Compact is a strategic policy initiative for businesses that, like AMG, are dedicated to aligning their operations and strategies with 10 universally accepted principles in the areas of human rights, labor, the environment, and anti-corruption. Since 2009, the AMG Management Board has expressed its commitment to the Global Compact and its intent to support the 10 principles. AMG reaffirms its support and submits its Communication on Progress annually.

Memberships

AMG is a participating member of the International Antimony Association, International Lithium Association, Tantalum-Niobium International Study Center and Vanitec, with employees serving on the governance body for each organization. The International Antimony Association or i2a is the Brussels-based organization representing the producers, importers and users of multiple Antimony substances. i2a's aim is the sustainable and responsible production, use and recycling of Antimony. ILiA is the global trade association for the lithium industry and represents the entire lithium value chain. The Association was established in 2021 as an international not-for-profit industry association run by and for its members. ILiA, supports the lithium industry's efforts to supply high quality lithium sustainably and responsibly, and proactively promote a better understanding of ILiA members' ESG credentials. The Tantalum-Niobium International Study Center was founded in 1974 as an international nonprofit association developed to spread information about tantalum and to promote the common interest and welfare of the producers of tantalum. Vanitec brings together representatives of companies and organizations involved in the mining, processing, manufacture, research and safe use of vanadium and vanadium-containing products.

ESG Rating Agencies

AMG is actively engaged with ESG Rating Agencies which through publicly available sustainability information and direct engagement, provide AMG with scores based upon its environmental, social, and governance performance. AMG is committed to improving its scoring with these rating agencies through policy improvement, increased engagement, and identification of risks, opportunities, and mitigation within AMG.

EU TAXONOMY

The EU Taxonomy Regulation requires companies, such as AMG, to report on the share of the Revenue, Capital Expenditure and Operational Expenditure that are aligned with environmental objectives laid out in the Taxonomy directive.

We apply the following regulations and definitions internally relating to the Taxonomy:

- Taxonomy Regulation – Regulation (EU) 2020/852 of the European Parliament and of the Council of 18 June 2020 on the establishment of a framework to facilitate sustainable investment and amending Regulation (EU) 2019/2088.
- Climate Delegated Act – Commission Delegated Regulation (EU) 2021/2139 of 4 June 2021 supplementing Regulation (EU) 2020/852 of the European Parliament and of the Council by establishing the technical screening criteria for determining the conditions under which an economic activity qualifies as contributing substantially to climate change mitigation or climate change adaptation and for determining whether that economic activity causes no significant harm to any of the other environmental objectives.
- Taxonomy-Eligible – Economic activities that can make a substantial contribution to one or more environmental objectives under the Taxonomy Regulation, and consequently have received technical screening criteria.
- Taxonomy Non-Eligible – means any economic activity that is not described in the delegated acts supplementing the Taxonomy Regulation.
- Taxonomy-Aligned – An economic activity is environmentally sustainable and aligned where that activity:
 - makes a substantial contribution to one or more environmental objectives.
 - does not significantly harm any of the environmental objectives.
 - is carried out in compliance with the minimum social safeguards, and
 - complies with the established technical screening criteria.

- **Transitional activities** – These are activities for which there are no technologically and economically feasible low-carbon alternatives, but that support the transition to a climate-neutral economy in a manner that is consistent with a pathway to limit the temperature increase to 1.5 degrees Celsius above pre-industrial levels, for example by phasing out greenhouse gas emissions.
- **Enabling Activities** – These are activities that enable other activities to make a substantial contribution to one or more of the environmental objectives, and where that activity:
 - Does not lead to lock-in assets that undermine long-term environmental goals considering the economic lifetime of those assets; and
 - Has a substantial positive environmental impact based on lifecycle considerations.

For 2021 the reporting requirements were limited to eligibility. For financial year 2022, non-financial undertakings such as AMG are required to disclose information on the Taxonomy-alignment of their economic activities related to climate change mitigation and adaptation as well.

An activity can be considered taxonomy-eligible when the activity is described as such in the relevant EU Taxonomy Delegated Acts. To assess whether the activity can be considered taxonomy-aligned, an evaluation of the activity has to be performed to identify if it complies with the established technical screening criteria. For 2022, technical screening criteria have only been established for two of the six environmental objectives in the form of climate change mitigation and climate change adaptation.

Activities identified as eligible during this reporting period does not mean these activities will be disclosed as taxonomy-aligned in subsequent reports. Future reports will include KPIs on taxonomy-alignment when the full taxonomy regulation is promulgated.

This disclosure was prepared based on our current interpretation of the Taxonomy Regulation, Climate Delegation Acts, and the availability of data.

Taxonomy Approach

The Taxonomy Regulation requires the adoption of a “bottom-up” approach. The approach AMG has taken follows 5 steps:

1. Identified AMG’s economic activities over financial year 2022.
2. Performed an assessment of economic activities to determine if they could be linked to the activities as published in the EU Taxonomy Climate Delegated Act and be identified as Taxonomy-eligible economic activities.
3. Technically screened each economic activity to determine if the activity substantially contributes to climate change mitigation and/or adaptation.
4. Further screened economic activities that are determined to substantially contribute to climate change mitigation and/or adaptation, to confirm they do no significant harm to any of the other environmental objectives; and
5. Confirmed that the economic activity complies with minimum social safeguards.

Core business activities and external turnover

Our assessment of Taxonomy-eligible activities is focused on economic activities defined as the offering of goods or services in a market, thus (potentially) generating revenues (at the present time or in the future). AMG is a producer of highly engineered specialty metals and mineral products, Hybrid Energy Storage Systems, and provides related vacuum furnace systems and services to the transportation, infrastructure, energy, and specialty metals and chemicals end markets. In general, many of our products are intermediate products that enable other products to substantially contribute to mitigating climate change. In this context, we assess our business by our contribution to provide climate neutral, low carbon, and other low carbon technologies.

Taxonomy-eligible economic activities:

The taxonomy regulation considers economic sectors and economic activities that have been included in the Taxonomy to have the greatest potential to make a substantial contribution to climate change mitigation and climate change adaptation. The breadth of the selected economic sectors and activities is narrow; therefore, the Taxonomy does not allow for the inclusion of a majority of AMG’s economic activities under the current delegated acts. Once the taxonomy regulation is fully completed and the remaining delegated acts are released, we expect that the amount of our eligible economic activities will increase.

AMG plays a significant role in the development of economic activities that enable GHG reductions in our customer products, therefore contributing to climate change mitigation. AMG utilizes an internationally recognized lifecycle assessment for ECO₂RP which calculates the carbon emissions our downstream customers avoid due to the use of our products. ECO₂RP demonstrates that AMG’s economic activities enable carbon reduction of other economic activities derived through lifecycle analysis. Our ECO₂RP portfolio of products make a substantial contribution to the current environmental objectives under the Taxonomy. Therefore, for reporting year 2022, we have included a portion of our ECO₂RP portfolio of products as taxonomy-eligible economic activities.

The activities provided in the following table represent our core business activities which we evaluate against the taxonomy regulation and delegated acts:

Eligible economic activity (number, name)	Description	NACE-Code	Climate Change Mitigation/Adaptation	Taxonomy Qualification
3.4. Manufacture of batteries	LiVa Power Management System, Lithium	27.2	Adaptation	Eligible
3.5. Manufacture of energy efficiency equipment for buildings	Manufacturing of Graphite for Gray Insulation and coating products for Low-E Glass for buildings.	NA	Mitigation	Eligible
3.9. Manufacture of iron and steel	Manufacturing of ferrovanadium, Ferronickel-molybdenum	24.1	Mitigation	Eligible
AMG Economic Activities that contribute to carbon emission avoidance in our customers' products as supported by LCA's	Manufacturing of Aerospace Titanium Alloys, Manufacturing of Automotive Aluminum Alloys, Manufacturing of Titanium Aluminides, V ₂ O ₅ , Microsilica	NA	Adaptation	Eligible

Notes: The LiVa Power Management System is a new product developed by AMG. The process of evaluating the technical screening criteria to confirm eligibility with the Taxonomy Regulation and Delegated Acts has not been completed to date.

Allocation of Turnover, CapEx and OpEx to Environmental Objectives

It was determined that portions of our activities should be allocated to climate change mitigation and climate change adaptation as the contribution to climate change.

Our KPIs and Accounting Policies

The key performance indicators ("KPIs") include the turnover KPI, the CapEx KPI and the OpEx KPI. For the reporting period 2022, the KPIs must be disclosed in relation to our Taxonomy-alignment, eligibility, and non-eligible economic activities (Art. 10 (2) of the Art. 8 Delegated Act).

The specification of the KPIs is determined in accordance with Annex I of the Art. 8 Delegated Act. We determine the Taxonomy-eligible KPIs in accordance with the legal requirements and describe our accounting policy in this regard as follows.

Turnover KPI

The proportion of Taxonomy-eligible economic activities in our total turnover has been calculated as the part of net turnover derived from products and services associated with Taxonomy-eligible economic activities (numerator) divided by the net turnover (denominator), in each case for the financial year from January 1, 2022 to December 31, 2022.

The denominator of the turnover KPI is based on our consolidated net turnover in accordance with IAS 1.82(a). For further details on our accounting policies, refer to the notes to the consolidated financial statements.

The numerator of the turnover KPI is defined as the net turnover derived from the products and services associated with taxonomy-eligible economic activities.

CapEx KPI

Our CapEx KPI represents the proportion of a non-financial undertaking's capital expenditure that is either already associated with environmentally sustainable economic activities or is part of a credible plan to extend such activities or for activities which are not yet taxonomy-aligned. During 2022, AMG had four major projects to extend or create environmentally sustainable economic activities. These activities mainly included the construction of our spent catalyst recycling project in Zanesville, Ohio, development of our first module of the battery-grade lithium hydroxide upgrader, development of our lithium vanadium battery ("LIVA") for industrial power management applications in Germany, and expansion of the spodumene production in AMG Brazil. CapEx for each project was considered 100% taxonomy eligible.

The consolidated CapEx amount of \$161,097 as of December 31, 2022 (2021: \$182,647) includes expenditures for property, plant and equipment, capitalized borrowing cost and intangibles but excludes right of use assets arising from lease arrangements.

OpEx KPI

Our OpEx KPI represents the proportion of operating expenditure associated with environmentally sustainable economic activities. The operating expenditure covers essentially non-capitalized costs relating to the maintenance and servicing of company assets (plant, equipment) that are necessary to ensure the continued and effective use of such assets associated with taxonomy-alignment.

Our Disclosures:

The following provides AMG's disclosure on the proportion of Taxonomy-eligible and non-eligible KPI's for Revenue, Capital Expenditure (CapEx) and Operational Expenditure (OpEx).

FY 2022 Proportion of Taxonomy-Eligible and Taxonomy-Non-Eligible Economic Activities in Total Revenue, CapEx, and OpEx

	Proportion of Taxonomy-aligned activities (%)	Proportion of Taxonomy-eligible activities (%)	Proportion of Taxonomy-non-eligible activities (%)
Turnover	0	30	70
CapEx	0	81	19
OpEx	0	28	72

GRI CONTENT INDEX

General Disclosures

DISCLOSURE

LOCATION / DIRECT ANSWER

ORGANIZATIONAL PROFILE

2-1 Organizational Details	Legal Name: AMG ADVANCED METALLURGICAL GROUP N.V. Nature of Ownership and legal form: AMG is a publicly traded company under the Euronext: AMG Location of Headquarters and Countries of Operations: Locations of Operations (page 52)																								
2-7 Employees	<table border="1"> <thead> <tr> <th>AMG REGIONAL WORKFORCE DATA</th> <th colspan="2">AMG GROUP</th> </tr> <tr> <th>REGION</th> <th>2021</th> <th>2022</th> </tr> </thead> <tbody> <tr> <td>Asia</td> <td>424</td> <td>470</td> </tr> <tr> <td>Europe</td> <td>1,683</td> <td>1,669</td> </tr> <tr> <td>North America</td> <td>482</td> <td>529</td> </tr> <tr> <td>South America</td> <td>604</td> <td>645</td> </tr> <tr> <td>Africa</td> <td>116</td> <td>110</td> </tr> <tr> <td>Total</td> <td>3,309</td> <td>3,423</td> </tr> </tbody> </table>	AMG REGIONAL WORKFORCE DATA	AMG GROUP		REGION	2021	2022	Asia	424	470	Europe	1,683	1,669	North America	482	529	South America	604	645	Africa	116	110	Total	3,309	3,423
AMG REGIONAL WORKFORCE DATA	AMG GROUP																								
REGION	2021	2022																							
Asia	424	470																							
Europe	1,683	1,669																							
North America	482	529																							
South America	604	645																							
Africa	116	110																							
Total	3,309	3,423																							
2-6 Activities, value chain and other business relationships	Active Sectors and Value Chain: AMG's Supply and Value Chain Table (page 54) Changes in Sectors or Value Chain: The only significant changes to the Organization are the addition of Zanesville, Ohio and Sanming, China. Our supply chain has not had any significant changes. Updates were made to our Supply and Value Chain Table to further clarify locations of our business units. Markets Served, Activities, Products, and Services: About AMG & Our Sustainable Development Report (page 53), AMG's Supply and Value Chain Table (page 54), AMG Market Focus (amg-nv.com/about-amg/)																								
2-23 Precautionary principle or approach	Risk Management (pages 68-69) (AMG's approach to risk management follows the precautionary principle)																								
2-23 External initiatives	External Initiatives (page 56)																								
2-28 Memberships and Associations	External Initiatives (pages 56)																								

STRATEGY

2-2 Statement on sustainable development strategy	CEO Letter to Shareholders (pages 8-13)
---	---

ETHICS & INTEGRITY

2-22 Policy commitments, values, principles, standards and norms of behavior	CEO Letter to Shareholders (pages 8-13), Business Ethics (pages 67-68), Risk Management (pages 68-69)
2-25 Mechanisms for advice and concerns about ethics	Business Ethics (pages 67-68), Compliance (page 68)

GOVERNANCE

2-9 Governance structure	Sustainability Strategy & Governance (page 53), Corporate Governance (pages 67-69)
2-21 Annual total compensation ratio	Pay Ratio and AMG Group Workforce Compensation (page 48)

STAKEHOLDER ENGAGEMENT

2-29 Approach to Stakeholder Engagement	Stakeholder Engagement & Materiality (pages 54-55)
2-30 Collective bargaining agreements	Percent of AMG employees covered by collective bargaining agreements: AMG Group: 61%

REPORTING PRACTICES

2-2 Entities included in the organization's sustainability reporting.	Trade Register filing dated March 15, 2023
3-1 Process for defining report content and topic Boundaries	Stakeholder Engagement & Materiality (pages 54-55)
3-2 List of material topics	Stakeholder Engagement & Materiality (pages 54-55)
2-4 Restatements of Information	2021: 303-3. Changes to 2021 Total Water Withdrawal and Rainwater Withdrawal. Rainwater withdrawal in the amount of 119 thousand cubic meters was mistakenly included as a source of water withdrawal for one AMG location. The 2021 revised water withdrawal value has been reduced by 119 thousand cubic meters (Environment, Social, Governance, Products Dashboard, pages 72-73)
2-3 Reporting period, frequency, and contact point	Reporting Period: Calendar year 2022 Financial Reporting Period: Calendar year 2022 Publication date of Report: March 15, 2023 Contact Point for Questions Regarding the Report: Michelle Roy, Manager of ESG Reporting: sustainability@amg-nv.com
1 GRI content index	GRI Content Index (pages 59-61)
2-5 External Assurance	AMG did not seek external assurance on the 2022 sustainability report.
3-3 Management of material topics	Stakeholder Engagement & Materiality (pages 54-55); Business Ethics (pages 67-68)

Specific Disclosures

GRI STANDARD	DISCLOSURE	LOCATION / DIRECT ANSWER
ECONOMIC		
ANTI-CORRUPTION		
GRI 205: Anti-Corruption	205-2 Communication and training about anti-corruption policies and procedures	Business Ethics (pages 67-68), Environment, Social, Governance, Products Dashboard (pages 72-73)
ENVIRONMENTAL		
RESOURCE EFFICIENCY		
AMG Indicator	Avoided CO ₂ emissions attributed to ECO ₂ RP portfolio	Customer Environmental Impacts (pages 69-70)
ENERGY		
GRI 302: Energy	302-1 Energy consumption within the organization	Energy (pages 62-63), Environment, Social, Governance, Products Dashboard (pages 72-73)
WATER		
GRI 303: Water and effluent	303-3 Water Withdrawal	Water (page 63), Environment, Social, Governance, Products Dashboard (pages 72-73)
	303-4 Water discharge	Water (page 63), Environment, Social, Governance, Products Dashboard (pages 72-73), Wastewater (page 64)
	303-5 Water consumption	Water (page 63), Environment, Social, Governance, Products Dashboard (pages 72-73)

EMISSIONS

GRI 305: Emissions	305-1 Scope 1 CO ₂ equivalent emissions	Air Emissions (page 62), Environment, Social, Governance, Products Dashboard (pages 72-73)
	305-2 Scope 2 (market and location based emissions) CO ₂ equivalent emissions	
	305-4 GHG emissions intensity	Sustainability Linked Loan (page 71)
	305-5 Reduction of GHG emissions	Sustainability Linked Loan (page 71)
	305-7 Nitrogen oxides (NOx), sulfur oxides (SOx), and other significant air emissions	Air Emissions (page 62), Environment, Social, Governance, Products Dashboard (pages 72-73)

WASTE

GRI 306: Waste	306-3 Waste generated	Waste (page 63), Environment, Social, Governance, Products Dashboard (pages 72-73)
	306-4 Waste diverted from disposal	Waste (page 63), Environment, Social, Governance, Products Dashboard (pages 72-73)
	306-5 Waste directed to disposal	Waste (page 63), Environment, Social, Governance, Products Dashboard (pages 72-73)

ENVIRONMENTAL COMPLIANCE

GRI 307: Environmental Compliance	307-1 Non-compliance with environmental laws and regulations	Compliance (page 68), Environment, Social, Governance, Products Dashboard (pages 72-73)
-----------------------------------	--	---

SOCIAL

HEALTH & SAFETY

GRI 403: Occupational Health & Safety	403-5 Worker training on occupational health and safety	Health & Safety (pages 64-65)
	403-9 Work-related injuries	Environment, Social, Governance, Products Dashboard (pages 72-73)
	403-10 Work-related ill health	Environment, Social, Governance, Products Dashboard (pages 72-73)
	Indicator: Number of ISO 45001 Certified Facilities	Environment, Social, Governance, Products Dashboard (pages 72-73)

DIVERSITY & EQUAL OPPORTUNITY

GRI 405: Diversity and Equal Opportunity	405-1 Diversity of governance bodies and employees	Diversity, Equity & Inclusion (pages 65-66), Environment, Social, Governance, Products Dashboard (pages 72-73)
--	--	--

LOCAL COMMUNITIES

GRI 413: Local Communities	413-2 Operations with significant actual and potential negative impacts on local communities	Wastewater (page 64)
----------------------------	--	----------------------

RISK MANAGEMENT (INCLUDING SUPPLY CHAIN RISK)

GRI 414: Supplier Social Assessment	414-1 New suppliers that were screened using social criteria	AMG Supplier Conduct Charter (www.amg-nv.com/about-amg/corporate-governance/)
AMG Indicator	Indicator: hours invested in risk management meetings	Risk Management (page 68-69), Environment, Social, Governance, Products Dashboard (pages 72-73)

CUSTOMER ENVIRONMENTAL IMPACTS

AMG Indicator	Indicator: CO ₂ emissions avoided	Customer Environmental Impacts (pages 69-70), Environment, Social, Governance, Products Dashboard (pages 72-73)
---------------	--	---

PRODUCT INNOVATION

AMG Indicator	Avoided CO ₂ emissions attributed to ECO ₂ RP portfolio	Customer Environmental Impacts (pages 69-70)
---------------	---	--

PRODUCT QUALITY & SAFETY

AMG Indicator	Number of ISO 9001 certified facilities	Product Quality & Safety (page 70), Environment, Social, Governance, Products Dashboard (pages 72-73)
---------------	---	---

ENVIRONMENT

AMG is committed to achieving the highest standards of safety and environmental conduct at all its manufacturing facilities, as well as producing materials that help its customers minimize adverse environmental impact. Protecting the environment is directly linked to our focus on sustainable development and support of the UN Global Compact.

AMG's management approach aims to protect the environment in two specific ways. The first involves serving the green economy by acting as a key link in the supply chain of advanced materials, recycling, and energy storage. Each of these sectors plays a vital role in addressing the ongoing challenges of climate change, waste and pollution reduction. The second involves AMG's commitment to measuring and minimizing the environmental footprint associated with its own manufacturing operations. Managing our impact on the environment is of the utmost importance to AMG. As a company with low risk tolerance, we manage environmental impacts closely so that they do not develop into significant environmental risks.

AMG has a global footprint and, therefore, our facilities are subject to a variety of compliance obligations. Each of our facilities and business units manage their environmental impacts through dedicated Environmental, Health, and Safety teams. Of the 27 production facilities, 13 have International Organization for Standardization (ISO) 14001-certified environmental management systems. If an environmental aspect at an AMG site develops into a significant business risk, the business unit notifies the Corporate Environmental Committee for additional support.

Currently, AMG collects and internally audits environmental data from all locations once per year and uses the information gathered to assess potential opportunities for improvement and key performance indicators.

AIR EMISSIONS

We consider our most important responsibility to our stakeholders to be our responsibility to the global community and environment. We feel the best way to measure this is in terms of our contribution to global CO₂e reduction. Developing innovative products that enable the reduction of CO₂e across the diverse industries we serve is fundamental to AMG's business strategy. As we carry out this critical work, we closely monitor the emissions that result from our activities and strive for year-over-year reduction in emissions. AMG reports on our facilities' emissions of both Scope 1 and Scope 2 greenhouse gases (GHGs) and other permitted air emissions, including SO_x, NO_x, and particulate matter.

By 2030, AMG commits to reduce its direct CO₂ emissions by 20% from a baseline of 2019 (i.e., pre COVID-19) adjusted for the startup of our Zanesville facility. This is a total reduction of 125,000 tons of CO₂. Please refer to the Letter to Shareholders of this report for progress on this commitment.

Scope 1 GHG emissions result primarily from the combustion of carbon-containing materials as part of the metallurgical process, such as using coke as a reductant. They also result from the generation of heat, such as burning natural gas in a furnace. GHGs from processes other than combustion are minimal. Our innovative production practices for metallurgical processing require significant heat generation from the use of electricity, which is the largest source of AMG's Scope 2 GHG emissions. AMG's total CO₂e emissions were calculated using Scope 1 GHG and Scope 2 Market-Based GHG emissions to reflect renewable energy power purchase agreements and renewable energy credits.

Emissions of ozone-depleting substances are generally immaterial for AMG. However, in 2022, AMG Clean Energy Materials reported air emissions from refrigerants to be 6 metric tons of CO₂e. Other pollutant air emissions that result from minor sources, such as heating and hot water boilers, remain immaterial. High-intensity production practices are common in our industry, making it a challenge to reduce emissions substantially. AMG is proud of our management of air emissions and will continue to seek year-over-year reduction in all areas.

Scope 1 and 2 GHG emissions have been calculated based on an operational control approach in accordance with the Greenhouse Gas Protocol Corporate Accounting and Reporting Standard. Air emissions data from our Environment, Social, Governance, Products Dashboard is shown below.

METRIC	UNITS	AMG GROUP	
		2021	2022
Total CO ₂ e emissions	mt	464,442	419,011
CO ₂ e emissions (Scope 1)	mt	217,002	203,631
CO ₂ e emissions (Scope 2: Market-Based)	mt	247,440	215,380
SO _x	mt	305	428
NO _x	mt	153	157
Particulate Matter	mt	53	118

ENERGY

Sourcing renewable energy and improving energy efficiency is an operational priority at AMG that results in environmental and economic benefit. In 2022, AMG generated 66 TJ of renewable energy, contracted 64 TJ through a power purchase agreement and, purchased 10 TJ of renewable energy certificates in the United Kingdom and Germany, respectively.

At AMG, electricity and natural gas are the two most significant sources of energy. Seven of AMG's facilities with the most energy-intensive activities are currently certified to the ISO 50001 standard for energy management systems. Energy management systems provide a formal structure for managing energy use. By promoting energy efficiency, energy management systems help AMG conserve resources, address climate change, and save money.

Energy consumption within the organization, as presented in our Environment, Social, Governance, Products Dashboard, is shown below.

METRIC	AMG GROUP	
	2021	2022
Total Energy Consumption ¹ (TJ)	3,484	3,458
AMG Owned Renewable energy generated and consumed (TJ)	40	37
Renewable energy consumed (TJ)	170	133
Percentage of energy consumed that is derived from renewable sources (%)	4.9%	4%
Non-renewable energy consumed (TJ)	3,314	3,325
Percentage of energy consumed that is derived from non-renewable sources (%)	95.1%	96%
Electricity consumed from the grid (TJ)	2,505	2,392
Percentage of consumed electricity from the grid (%)	93.7%	95%

1. Calculated in accordance with GRI 302-1

RESOURCE EFFICIENCY

At AMG, we look for ways to eliminate waste and use recycled materials as product inputs to enable the growth of a circular economy. In particular, we innovate processes that allow us to take what was once waste, such as spent refinery catalyst, and extract the critical materials necessary to make our products.

AMG also proactively reviews our manufacturing processes to identify non-sellable product streams for opportunities to innovate these materials into products our customers need. We understand that resource efficiency not only creates good outcomes for our customers but is also far better for our environment. Identifying opportunities for innovation and efficiency is a strategic focus at AMG. We strive to improve and optimize our processes to achieve year-over-year resource efficiency improvements.

WASTE

AMG believes in the responsible and sustainable management of hazardous and non-hazardous waste streams generated by our segments. Our manufacturing sites reuse and recycle waste to conserve natural resources and reduce pollution, but also to create cost-saving opportunities for our business. Waste that is unable to be recycled is disposed in accordance with regulatory requirements at facilities licensed or approved to handle final disposal (e.g., landfill, destruction, etc.) of the specific waste material.

As noted above, AMG processes spent catalyst, a waste product of the petroleum refining industry, by transforming it into valuable goods which largely eliminates long-term environmental liability for refineries and, so long as it is done appropriately, can eliminate human health, financial, and reputational risks as well. AMG has designed its processes to achieve over 99% conversion of

oil refinery wastes to finished goods for sale, while generating no process wastewater. For spent catalysts in particular, this permanent disposition is much safer than landfill solutions.

Waste within the organization, as presented in our Environment, Social, Governance, Products Dashboard, is shown below.

METRIC	Units	AMG GROUP	
		2021	2022
Total Waste	mt	43,007	36,907
Total Recycled Waste	mt	18,635	10,894
Percent Waste Recycled	%	43.3%	29.5%
Hazardous Waste (Including Recycled)	mt	3,588	3,919
Recycled Hazardous Waste	mt	2,164	1,461
Percent Hazardous Waste Recycled	%	60.3%	37.3%
Non-Hazardous Waste (Including Recycled)	mt	39,419	32,988
Recycled Non-Hazardous Waste	mt	16,471	9,433
Percent Recycled Non-Hazardous Waste	%	41.8	28.6
Waste Directed to Disposal	mt	24,372	26,013

WATER

AMG views water consumption and water scarcity as global trends that are important to monitor, though AMG's activities are not significantly water intensive.

AMG uses water throughout the mining process as part of mineral extraction and processing activities. After mining activities, most of AMG's water is used for non-contact cooling purposes and therefore produces clean water discharges.

AMG will continue to look for opportunities to reduce our water consumption year-over-year. Overall, we view the conservation of water in the same way we view all resource reduction: take only what we need. Additionally, minimizing waste is both economically and environmentally beneficial for our Company and our stakeholders. Water usage within the organization, using data from our Environmental, Social & Governance Performance Dashboard, is shown below.

METRIC	AMG GROUP	
	2021	2022
Total Water Withdrawn (thousand cubic meters)	12,536	12,709
Total Water Consumed (thousand cubic meters)	9,327	8,454
Total Water Recycled/Reused (thousand cubic meters)	7,473	7,371
Percentage of Water Recycled/Reused (%)	59	58
Total Water Discharged (thousand cubic meters)	3,328	4,255

WASTEWATER

AMG closely monitors wastewater discharges from its mining operations in order to manage quality and volume. AMG facilities record the volumes of aqueous effluents to local water sources, including process water and non-sanitary sewer discharges. AMG uses chemical analysis of the effluent to determine the primary constituents of the water discharges.

AMG makes an effort to comply with all regulatory requirements and implements industry best practices to manage our wastewater and avoid negative impacts on local communities. As with our other environmental compliance obligations, wastewater activities are managed at the site level by compliance specialists who remain up to date on local regulations. AMG has 13 facilities with permitted wastewater activities and our risks are managed through our effective permitted wastewater controls. In 2022, there were no wastewater impacts on local communities or significant spills (defined as a spill that would affect the Company's financial statements because of the ensuing liability) at any AMG site.

Most of AMG's water discharge results from global mining operations in AMG Critical Minerals and AMG Clean Energy Materials. In several locations, mine water is utilized as process water before deposition into tailings storage facilities and final discharge. Other AMG processes generate aqueous waste streams, including cooling water used by the silicon metal furnaces. The balance of AMG's water is used for cooling purposes and therefore produces clean (non-hazardous) water discharges that are released in accordance with local regulations.

In 2022 AMG began collecting data related to discharge destination (e.g. surface water discharge, third-party water discharge) within the organization. Data as presented in our Environmental, Social & Governance Performance Dashboard, is shown below.

METRIC	AMG GROUP	
	2021	2022
Total Water Discharge (thousand cubic meters)	3,328	4,255
Surface Water Discharge (thousand cubic meters)	n/a	4,101
Third-Party Water Discharge (thousand cubic meters)	n/a	154

SOCIAL

AMG stakeholders and the communities where we operate remain central to our business. Within our company, our human rights principles are sustained through the provision of safe and healthy working conditions in a non-discriminatory environment. We continuously support these principles by living our values in our interactions with local and national governments and the communities in which we operate. AMG is invested in the communities where we operate and committed to hiring employees

from the community, investing in building diverse talent pools, and providing training to improve skill levels. Wherever possible, we endeavor to extend our values and principles to our suppliers and contractors.

Diversity and inclusion, human rights, and safety are the primary focuses of AMG's approach to maintaining a sustainable business for our people. We invest in our people to develop their skills and provide training in critical areas like technical and professional development, quality, anti-corruption, human rights, and health and safety. AMG respects the rights and freedoms for individual employees to freely make choices about their career as described in Article 23 of the Universal Declaration of Human Rights. Encompassing these efforts is AMG's commitment to achieving the highest standards of safety and environmental conduct at all its manufacturing facilities and producing materials that help its customers to minimize negative environmental impact.

HEALTH AND SAFETY

Nothing is more important to AMG than the safety, health, and well-being of our workers and their families. All injuries and occupational illnesses are preventable, and we firmly believe that there is no job worth doing in an unsafe manner. Safety is understood across our business units as our number one priority.

AMG fosters a culture of safety communication and encourages our people to actively listen to safety and health concerns to fully understand each issue, while supporting each other to work in a safe manner. Our employees understand that part of what keeps us safe is compliance with all applicable legal requirements and site-specific safety programs and procedures. Our leadership team acts with a sense of urgency to eliminate or effectively control safety, health, and environmental hazards and risks.

AMG SAFETY COMMITMENT

- Continuously identify and implement safe and healthy ways to do the job;
- Hold each other accountable for superior health and safety practices;
- Keep protection of safety, health, and the environment as a value that drives overall performance;
- Remember that no task is so important that it puts the safety and health of employees at risk;
- Provide the leadership and resources needed to achieve our vision;
- Encourage each other to be champions of safety and health, both at work and at home; and
- Maintain a high degree of emergency preparedness.

AMG safety programs are unique to each of our sites and their management systems are tailored to their local regulatory environment. Formal safety management systems continue to play

an important role in achieving zero harm to employees. Our sites review and maintain their safety management systems through internal audits and participate in external audits when seeking certification.

Our individual sites manage safety training for all employees and contractors. The nature and rigor of our safety trainings are tailored to the type of work completed at each site. For example, a higher-hazard facility requires a full week of training before an employee may begin work, whereas a low-risk office building will require a lower training commitment. Contractor safety training is a formal requirement at our facilities with current ISO 45001 certification.

At AMG's corporate level, our leadership remains engaged with the health and safety and performance of our sites. Each site produces a monthly safety report, which is consolidated into a management report for AMG's Management Board. In addition to this monthly reporting, AMG instituted Safety Alerts for safety issues, such as a lost-time incident, that require immediate attention. When a site initiates a Safety Alert, their concern goes immediately to AMG's Vice President of Sustainability, Environment, Health and Safety and receives appropriate attention. AMG develops lessons learned from any safety incident that we share across our Company as a method of education and prevention.

AMG also participates with the Church of England Mining Tailings Safety Initiative to provide disclosures regarding the management of tailings storage facilities.

Safety performance data regarding the number of workplace injuries, illnesses and fatalities are a key performance indicator used to identify initiatives that strengthen safety culture and ensure a safe workplace. AMG utilizes the United States Occupational Safety and Health Administration (OSHA) standard for Reporting and Recording Occupational Injuries and Illnesses as the basis for the definition of workplace injuries and illnesses. Total Incident Rate and Lost Time Incident Rate are calculated as follows:

- Total incident Rate: $(\# \text{ of recordable injuries, illnesses, and fatalities}) \times (200,000) / (\text{Total Hours Worked})$
- Lost Time Incident Rate: (excluding fatalities) calculated as follows: $(\# \text{ of lost time injuries and illnesses}) \times (200,000) / (\text{Total Hours Worked})$

Each year, AMG aims to achieve a zero-incident status. This is, of course, a very challenging objective. AMG benchmarks itself to the industry average for Primary Metal Manufacturing (NAICS 331). The most recent data provided by the United States Bureau of Labor Statistics is for 2021. It reports that the Primary Metal Manufacturing industry's total recordable case rate was 4.1 and the lost time rate was 1.2. AMG is proud that its safety performance is significantly better than the Primary Metal Manufacturing industry average, with a 2021 total recordable case rate of 0.95 (77 percent less than the industry average) and a lost time rate of 0.46. (62 percent less than the industry average).

Safety performance, management system certification and training, as presented in our Environment, Social, Governance, Products Dashboard, is shown below.

METRIC	AMG GROUP	
	2021	2022
Number of ISO 14001 Certified Facilities	12	13
Number of ISO 45001 Certified Facilities	15	15
Number of ISO 50001 Certified Facilities	7	7
Safety Training Hours	52,875	60,325
Lost Time Incident Rate	0.39	0.46
Total Incident Rate	1.08	0.95
Employee Fatalities	0	0
Contractor Fatalities	0	0

DIVERSITY, EQUITY, AND INCLUSION

AMG'S DIVERSITY

AMG's diverse experiences, backgrounds, cultures, and perspectives create a foundation for success and growth in the global market in which it operates. Safety, value creation, respect, and integrity form the basis of our culture and values at AMG, and underlie all interactions with our customers, employees, business partners, and stakeholders. We are committed to embracing diversity, equity, and inclusion in all our practices and policies to create an environment where everyone has an equal opportunity to thrive. At AMG, we hold each other accountable to our core values of honesty and integrity and view our diversity as an asset in each of our communities.

AMG'S DIVERSITY POLICY

Since 2017 AMG has a Diversity Policy in place that sets out AMG's view on diversity. The Management Board and the Supervisory Board fully support the initiatives that have been reflected in the Diversity Policy of the Company to promote diversity among its global employee population, including among the staff and senior management of AMG's Group companies. Diversity not only in gender but also in, amongst others, ethnicity, background, and country of origin.

AMG'S DIVERSITY TARGETS

Since May 2019, AMG has met its diversity objectives in terms of gender, having at least one third of the seats on the Supervisory Board be held by each gender. Currently the Supervisory Board comprises four male members and two female members. Regarding the Management Board, the Supervisory Board will continue to strive to reach the target to have at least one-third of its members held by each gender. The Supervisory Board will carefully consider a candidate's background, gender, personal qualities, including integrity, strong leadership, global experience, expertise in relevant areas, past accomplishments, understanding of the company, and adaptability in a changing world, when choosing members for the Management Board.

AMG continues to recruit diverse talent. As of 2022, the number of female managers is roughly 23%. AMG’s target is to increase women in management-level leadership roles globally to exceed 30% by 2030, which would be in line with new legislation in the Netherlands concerning gender diversity. “Management-level employees” is defined as anyone who is managing salaried staff and/or hourly wage staff; or employees who are managing substantial projects that include outside consultants or contractors. AMG will continue to report annually on the progress with its diversity targets in line with new legislation in the Netherlands.

AMG DEMOGRAPHIC DATA		AMG GROUP	
DIVERSITY TYPE	UNITS	2021	2022
Gender Diversity	% Male	84	83
	% Female	16	17
Age Diversity	% Under 30	17	17
	% 30 to 50	54	54
	% Over 50	29	29
Women on Management Board	%	0	0
Women on Supervisory Board	%	33	33
Women in Management	%	19	23

In addition, AMG will continue to take its key diversity objectives, including maintaining a proper balance of nationalities and backgrounds into account in connection with recruitment, retention of employees and succession planning for its entire working population.

AMG'S CORPORATE DIVERSITY COUNCIL AND DIVERSITY INITIATIVES

In 2021, AMG’s Management Board established a Corporate Diversity Council. The Diversity Council consists of 7 members from different departments and backgrounds and is overseen by Ms. Dagmar Bottenbruch of the Supervisory Board. The Diversity Council’s goal is to focus on creating awareness of diversity throughout AMG, initiate actions to drive diversity within AMG and render ongoing advice to the Management Board and to the management of the units to monitor diversity at a variety of levels within the AMG Group.

In 2022, an external consultant was hired by the Management Board to assist the Diversity Council with respect to attracting and maintaining a diverse workforce at its units, to help create Employee Resource Groups (ERGs) for the benefit of the AMG workforce and in general to improve recruitment processes within AMG and to assist AMG’s Management Board in achieving the diversity targets as explained above.

In addition, the Diversity Council, together with a third party (global HR consulting firm), performed a global diversity, equity, and inclusion (“DE&I”) survey of management-level employees within the AMG Group of companies. The survey was aimed to assess the current state of DE&I at AMG and engage the management-

level employees to build a shared way of thinking of what DE&I means. Over 475 employees were surveyed with a 78% response rate which shows strong engagement.

The third-party surveyor stated in their results from the diversity survey that “DE&I is strong at AMG”. One of the areas of improvement that came out of the survey was a further need for mentorship. As next steps, AMG has created a Mentorship Program that will be rolled out in 2023. The Mentorship Program aims to improve personal and career development of employees at AMG and helps mentees tap into the knowledge of those with more experience than themselves and collaborate and grow within AMG. In addition, AMG has recently created the “Women’s Initiative Network (WIN)” Employee Resource Group, and this group will focus on the success and progress of women at AMG. Diversity is vital for AMG’s ability to grow and innovate and ERGs are an integral component of AMG’s commitment to create an inclusive culture and foster a sense of belonging in our community.

COMMUNITY ENGAGEMENT

AMG believes that maintaining enduring and healthy relationships with the communities where we work is important to our success around the world. Some of AMG’s businesses have operated for more than a century, have employed generations of families, and are a significant component of their communities and local economies. At AMG, we feel a responsibility to our local communities as well as the global community to work toward a sustainable future.

One of the ways we contribute to sustainable communities is by providing consistent and competitive employment opportunities. We offer fair wages and the opportunity to work for a company that treats its employees equitably and ethically. Our Company performs activities in parts of the world where human rights abuses have been known to occur, but as discussed in the Business Ethics section, AMG makes every effort to ensure there are no human rights abuses at our facilities and we monitor our supply chain for human rights risks, including human trafficking. In terms of supporting human rights, we embrace and promote a diverse and inclusive work culture. By offering gainful career opportunities and compensation that can exceed average local wages, AMG helps enable our communities to thrive.

In addition to contributing to the local economies and communities where we operate, AMG invests in our employees by providing training and opportunities for career advancement. Through these investments, AMG maintains an effective workforce that has been trained in the health, safety, and technical skills required to do its critical work. This training provides our employees with life skills that can be used beyond AMG and can contribute to the betterment of our communities. We also encourage our employees to volunteer within the communities where they live and work. In 2022 AMG employees contributed 663 volunteered hours to

supporting their communities. In addition, \$335,534 in community outreach was spent on various causes in the communities where we operate.

AMG takes steps at all facilities to limit and mitigate our environmental impacts in our communities. For example, by focusing on our Brazilian tailings dams, we are investing in the environmental health and safety of our communities while reducing our overall business risk. In the United Kingdom, AMG has in place a power purchase agreement for renewable power for our operations, helping to decrease the local air emissions associated with traditional energy production. On a local and global scale, our enabling technologies contribute to significant CO₂ emissions reduction. AMG will continue to foster long-lasting, productive relationships with our employees and communities.

GOVERNANCE

At AMG, we understand the importance of maintaining proper business ethics, regulatory compliance, and risk management. The Company endorses good corporate governance, with a focus on independence, accountability, and transparency. AMG aims to be as open and transparent as possible about its structure, financial reporting, internal controls, tax reporting, and procedures. Headquartered in the Netherlands, AMG also governs in accordance with best practices outlined in the Dutch Corporate Governance Code. Our robust approach to ethics, compliance, and risk management across our various business units serves as a strong foundation for a sustainable business.

BUSINESS ETHICS

At AMG, our leaders ensure that proper business ethics permeate the Company. AMG introduced the first official company-wide Code of Business Conduct in 2009, though our Management Board had complied with their specific Code of Business Conduct since 2007 when our Company went public. As of the start of 2023, AMG updated its Values Statement and its Code of Business Conduct, both of which serve as continuing guidance for AMG's employees and management, and reflect the changes in our working and business environment.

AMG VALUES

We act safely

We create value for our stakeholders

We respect people

We protect our planet by enabling CO₂ reduction

We act with integrity

Our Code of Business Conduct is one of a few policies standardized across our business units that otherwise have a significant amount of operational independence. The AMG Code of Business Conduct and the Speak Up and Reporting policy, which both reference the AMG values, are now available in 15 languages, and are prominently displayed in the local language at each facility where AMG companies carry out their operations and where staff are employed. AMG's shares were listed on the Amsterdam stock exchange in 2007 and AMG has complied with the Dutch Corporate Governance Code ever since. More detail on AMG's Corporate Governance policies can be found on the Corporate Governance page of our website (www.amg-nv.com/about-amg/corporate-governance/).

AMG's leadership provides oversight on business ethics through frequent discussions with our business units, reiterating the importance of this topic. AMG's Internal Risk Committee develops a quarterly report to review performance against our Code of Business Conduct and employee awareness of the Code, as well as any prospective changes to present to the Supervisory Board on a regular basis.

A network of compliance officers located at all major sites oversees deployment of AMG's ethics training programs and distribution of information concerning AMG's Values and Code of Business Conduct and serves as a first point of contact for employees, suppliers, customers, and other third parties who wish to file a report, complaint, or have an inquiry about AMG's business practices. In February 2023, AMG's Chief Compliance Officer presented his Annual Report to the Management Board and the Supervisory Board about applicable compliance and incident trends at AMG during 2022. The number of reports received under AMG's Speak Up and Reporting policy in 2022 was well below the available benchmark as published by NAVEX Global (2020 Ethics & Compliance Hotline & Incident Management Benchmark report). No incidents or complaints have been reported to AMG or any public authorities in 2022 to date which would implicate AMG or any of its staff in any bribery scheme involving public officials or agencies.

Employees are made aware of our business ethics expectations through various communications and annual trainings. AMG employees complete an online training focused on our Code of Business Conduct when they join and receive their own copy of this Code in an introductory meeting with Human Resources. The online training is required every 3 years as a refresher. AMG also provides on a regular basis anti-trust and anti-bribery training for staff members as appropriate. Refer to the table on the next page, extracted from our Environment, Social, Governance, Products Dashboard.

METRIC	AMG GROUP	
	2021	2022
Anti-Corruption Training Hours	1,806	2,057
Human Rights Training Hours	936	1,402

AMG is highly aware of and fully committed to the protection of internationally decreed human rights. We assess each AMG facility during visits by our internal auditors to identify any possibility that freedom of association or collective bargaining is at risk due to political or business factors. In 2022, no AMG sites were at risk, except for China where the formation of unions remains restricted. Similarly, the Company reviews sites to assess risk for employing child labor or exposing young workers to hazards. No sites have identified risks at this time.

AMG also aims to ensure rights are protected in our supply chain through our Supplier Conduct Charter. AMG actively mitigates supply chain risk by making ethical choices that benefit our employees and our customers, such as investing in and leveraging existing mining infrastructure to maintain our position as the largest conflict-free supplier of tantalum. Our Policy on Human Rights, the AMG Code of Business Conduct, the AMG Supplier Conduct Charter, and other AMG policies are available on the AMG website (www.amg-nv.com/about-amg/corporate-governance/).

COMPLIANCE

AMG has a robust culture of compliance, mirroring AMG's emphasis on business ethics to manage and mitigate our risks and secure a sustainable future. We work systematically to build compliance processes that enable the success of our business units and reinforce the message from top leadership that adherence to ethics and compliance standards is expected. Additional details about AMG's compliance commitments in our Code of Business Conduct and related policies can be found on the Corporate Governance page of our website.

As with many critical aspects of our Company, AMG's first line of defense is our local compliance teams. Many of our facilities have existed for over a century, allowing for a robust understanding of local compliance issues. A network of compliance officers located at all of AMG's major sites oversees compliance. In addition to managing the facilities' legal compliance with local and federal regulations, compliance officers manage AMG's ethics training programs and distribution of information concerning AMG's values and Code of Business Conduct.

AMG employs a Chief Compliance Officer who works with our local compliance officers to manage their compliance needs and communicate material compliance risks to our Management Board and senior management as appropriate. AMG's Chief Compliance Officer also looks for trends relating to incidents, new regulations, or compliance challenges to identify opportunities for improvement.

While our legal and compliance functions regularly visit our local business units to provide compliance support, AMG also relies on

a network of external legal and other subject matter experts who advise us on material changes to local and global regulations. With the support of our internal and external compliance advisors, AMG engages with a number of voluntary compliance standards that align with our Company's mission. AMG is an active participant of the United Nations Global Compact, a strategic initiative for businesses that, like AMG, are committed to aligning their operations and strategies with 10 universally accepted principles in the areas of human rights, labor, the environment, and anti-corruption.

AMG also supports the Extractive Industries Transparency Initiative (EITI), a global initiative to improve governance in resource-rich countries through the verification and full publication of Company payments and government revenues from oil, gas, and mining. AMG's operations in Mozambique are currently the only AMG activities relevant to the EITI objectives.

We maintain compliance with international anti-corruption and anti-bribery standards, and no incidents or complaints have been reported to AMG or any public authorities to date that would implicate AMG or any of its staff in any bribery scheme involving public officials or agencies. In addition to general business conduct concerns, AMG's Speak Up and Reporting policy ensures that our employees, customers, or other third parties can raise concerns or file reports in confidence and/or anonymously regarding compliance matters. In 2022, AMG incurred four non-material fines: two related to environmental issues in Port Huron, Michigan and Mozambique; and two non-environmental fines in São João del Rei and Nazareno Brazil.

RISK MANAGEMENT

The Company's diverse portfolio, unique business units, and global footprint make a comprehensive and continual understanding of business risk a critical matter. Through a formal and thorough risk management program, AMG creates value for its customers and investors while maintaining safe and innovative places of work. The risk management program applies the Precautionary Principle to determine when threats of serious or irreversible damage, exist due to our current or future operations, and without delay, requires the implementation of cost-effective measures to prevent environmental degradation.

A formal Internal Risk Committee supports our Risk Management program. Through frequent engagement with our facilities, the Internal Risk Committee produces a quarterly risk report, which is presented to AMG's Management and Supervisory Boards to inform decision-making at the highest levels of our Company. The quarterly risk report contains information from our business units, including a summary of key risks, the associated potential monetary impacts, a projected 1-year risk outlook, probability, and prospect of mitigation. Our facilities and Internal Risk Committee consider each of these factors and assign a risk rating to each risk, which we track each quarter.

At our facilities, we rely on our business unit level management to identify and understand their unique risks and to work with AMG's Internal Risk Committee to manage them. By embedding risk management into every level of our operations, we decrease the likelihood of unknowns. We believe that our risk management program is most successful because of our top-down and bottom-up approaches. We trust our business units to have an intimate understanding of their safety, environmental, climate, operational, and financial risks. Additionally, many of our business units have decades-long relationships with their suppliers, providing them with deep insight into supply chain risks.

To mitigate the risk of raw materials and supplies becoming difficult to source, AMG enters into longer-term contracts with its suppliers when practical and diversifies its supplier base when alternative suppliers are available. The Company also mitigates risk by monitoring supplier performance and holding our suppliers accountable to comply with AMG's Supplier Conduct Charter. AMG engages with all new suppliers and audits our suppliers throughout our relationship to ensure compliance.

In 2022, AMG spent more than 350 hours evaluating our business risks through quarterly risk management meetings. We are confident in our risk assessment process because the risks that ultimately impact our business consistently appear in the risk report and are proactively addressed through mitigating actions.

METRIC	AMG GROUP	
	2021	2022
Hours Invested in Risk Management Meetings	361	350

Throughout the organization, AMG has implemented critical planning processes such as emergency preparedness (i.e., flood and earthquake response plans where applicable), crisis management, business continuity to help ensure resilience, and the ability to recover quickly from unexpected events. These detailed and comprehensive plans involve the identification of the risks, tools, and resources to mitigate impact and the responsible personnel to successfully implement the response. Using internal and external resources, employees are trained on their responsibilities and participate in exercises to ensure readiness. The practice improves our production rates and helps avoid long downtimes.

A proactive approach to identifying and mitigating risks allows us to focus on developing innovative, sustainable solutions for our customers. At AMG, we will continue to maintain an effective risk management process, including quarterly risk reporting and day-to-day communication regarding risk. Our executive leadership will maintain our reporting process and open, active dialogue with business unit leadership. We all work to anticipate known and unknown risks.

PRODUCTS

AMG is a global critical materials company at the forefront of CO₂ reduction trends. AMG produces highly engineered specialty metals and mineral products and provides vacuum furnace systems and services to the transportation, infrastructure, energy, and specialty metals and chemicals end markets. AMG continues to meet the growing global demand for innovative new products that are lighter, stronger, and resistant to higher temperatures. We develop innovative, high-quality products to help our customers meet their performance and CO₂ reduction goals.

CUSTOMER ENVIRONMENTAL IMPACTS

Creating products that enable our customers to reduce their environmental impacts is the very tenet upon which AMG was built. In our formation documents, AMG defines critical materials as materials that are critical or have become critical primarily as a result of the search for material-science-based solutions to reduce CO₂ emissions. Throughout its history, AMG's predecessor companies have advanced metallurgical-based technologies to provide innovative solutions for industrial challenges. AMG continues that proud tradition today, developing solutions that reduce carbon emissions and minimize the negative environmental effects of energy production and use.

AMG evaluates the performance of our products in this area primarily through Life Cycle Assessment (LCA). LCA is a technique for evaluating the environmental impacts associated with a product or service. LCA is a standardized method, allowing the tracing of resources consumed as well as all the emissions to air, water, and land at each stage in the manufacture, use, and disposal of products across the value chain.

In 2018, AMG commissioned Environmental Resources Management (ERM), a leading sustainability consulting firm, to conduct streamlined LCAs of our energy saving materials and technologies to understand and quantify the impact of their light-weighting and enabling properties on CO₂ emissions avoided by their use. At the end of 2022, we have completed LCAs for 12 of AMG's products, further quantifying the CO₂ emissions reduction enabling benefits of our portfolio.

The LCAs performed for AMG are 'streamlined' LCAs in that the scope is limited to account for the impact of GHG emissions only. These can also be referred to as carbon footprints and are consistent with the international standards on LCA (ISO 14040:2006 and ISO 14044:2006) and the Greenhouse Gas Protocol Product Life Cycle and Accounting Standard.

ECO₂RP is a portfolio of 12 AMG products that enable CO₂ reduction and verified by third-party LCAs. AMG currently has two additional LCA candidates in the pipeline to be added to the ECO₂RP portfolio that will enable even more emission reductions in the future.

AMG also relies upon an internal methodology to measure how certain AMG product offerings enable CO₂ reduction when used by our customers. For example, the enabling of higher operating temperatures in jet engines through titanium aluminides and through ceramic coatings of turbine blades for jet engines increases fuel efficiency and therefore reduces CO₂ emissions versus the next-best solution. As another example, adding natural graphite to insulation enables energy saving in buildings, leading to the reduction of energy use and associated CO₂ emissions. These and other AMG material science solutions provide lighter, stronger, and more heat-resistant products and deliver environmental benefits compared to alternatives. Using our CO₂ enabled reduction methodology, we enabled our customers to save a cumulative 99.4 million metric tons of CO₂ in 2022.

Beginning in 2022, AMG committed to increase its enabled CO₂ reduction by 10% per year from 2021 levels through 2030. Please refer to the Letter to Shareholders of this report for progress on this commitment.

PRODUCT INNOVATION

Critical materials are essential to the world's infrastructure. We work with the world's builders to ensure we provide them with exactly what they need to create and innovate. True innovation in the metals industry is rare, given that fundamental metallurgical principles do not often change. However, AMG demonstrates leadership in taking those fundamentals and creating artisanal products for our clients. We invest in innovation in every one of our business units to develop technologies that are more efficient, more effective, and better for our environment.

AMG cultivates innovation throughout our Company by hiring experts in metallurgical engineering and providing them with the tools to create technology aligning with our carbon abatement strategy and our clients' needs. As ideas for new technologies emerge, we evaluate the capital and overall investments required to pursue the technology at the highest levels of our Company. We manage this process through conservative capital control. Investments of \$100,000 or more require senior levels of approval to ensure our investments are creating the best possible returns and that the results are in line with AMG's mission. Our Engineering Group holds numerous patents and continues to patent additional technologies each year with sustainability at their core.

AMG enables our customers to drive sustainable development. Through our intimate understanding of our customers' needs, investment in research and development, and continuous creation of innovative materials and solutions, our customers bring greater efficiency to transportation, building, and other industries.

PRODUCT QUALITY AND SAFETY

Product quality and safety are core to our business. The quality of our products and our culture of innovation, driven by our customers' needs, differentiates AMG from its competitors. Providing consistent products of the highest purity and quality enables our customers to build products that perform better and more efficiently.

Product quality and safety is a focus throughout all levels of AMG's business. AMG's products are used in various applications including mission critical components. Our customers trust AMG and our products because of the rigorous systems and inspections that we have in place. Each of our 31 production facilities has at least one Quality Manager whose responsibility is to ensure the safety of our processes and to ensure our production activities are primed for precision and consistency. Our research and development teams prevent any deviation and correct any issue before it affects our product quality.

AMG's Management Board and CEO send a clear message to each of our business units that product quality is of critical importance to our business. Any fluctuations or risks that could influence product quality are quickly brought to the attention of AMG's leadership. Product quality and safety is also a significant component of our quarterly risk review.

We recognize that the experts at our different sites know their processes and materials best, which is why we require production facilities to maintain a site-specific quality management system and encourage them to become ISO 9001 certified. We have 25 ISO 9001 certified sites.

To help ensure the safety of AMG products, AMG complies with REACH and GHS requirements and monitors the industry landscape for safety trends and innovations. REACH obligations guide proper labeling and evaluation processes. AMG developed a REACH application, coordinating with our regulatory agents and other supplier trade groups. In addition to keeping product safety data sheets updated, we maintain strong customer relationships and communicate any product safety implications, such as exposure risks, clearly and often.

To assess our product quality and safety performance, AMG considers several metrics, including customer satisfaction, on-time shipments, returned products, and our quality management systems. AMG also measures our product quality and safety performance through customer feedback. We frequently engage with our customers to foster an active dialogue, providing us with feedback to support their needs. Our customers trust us to supply increasing percentages of their business needs. AMG supplies leading companies with the materials they need to produce their critical end-products, and we proudly continue creating value for them in this way.

SUSTAINABILITY LINKED LOAN

Sustainability linked loans are any type of loan instrument which incentivizes borrower’s achievement of ambitious, predetermined sustainability performance objectives. In November 2021, further strengthening our commitment to ESG, AMG entered into a new \$200 million, 5-year senior secured sustainability linked revolving credit facility (“RCF”).

AMG developed a key performance indicator (“KPI”) framework aligned with internationally recognized Sustainability Linked Loan Principles, the Company’s overall sustainability strategy and issues that are important to our business. The interest rate reduces if two KPIs are achieved and increases if both KPIs are not met.

KPI 1: Carbon Intensity. AMG aims to reduce its CO₂ emissions through investments in renewable energy and further reducing intensity by increasing production of products with a lower carbon footprint. This metric is measured as the sum of Scope 1 and Scope 2 CO₂ equivalent emissions (as calculated in a manner reasonably consistent with the Greenhouse Gas Protocol) divided by AMG production (in metric tons) for Lithium Hydroxide, Spodumene, Ferrovandium, Titanium Alloys, Graphite, and Silicon.

KPI 2: Emissions Avoided. AMG seeks to increase energy savings enabled by the products included in our ECO₂RP portfolio. This metric is measured as the total CO₂ equivalent reduction (in metric tons) enabled by AMG’s sustainable product (ECO₂RP portfolio). The enabled CO₂ reduction effect has been established by a “life cycle assessment” performed by ERM.

As required under the terms of the RCF, the KPI metric calculations are reviewed annually, and within 180 days after each year-end, by external auditors. In accordance with the loan agreement, these metrics and the progress toward the applicable KPIs are highlighted in the tables below:

KPI 1: Carbon Intensity	UNITS	2022 KPI Target	2022 Actual	2022 Status
Production of critical materials ¹	mt	-	181,592	-
Scope 1 and Scope 2 CO ₂ equivalent emissions	mt	-	480,391	-
Carbon Intensity Metric		4.00	2.65	KPI Target Achieved

1. Represents production of critical materials associated with relatively high emissions, with limited reduction potential. Includes Lithium Hydroxide, Spodumene, Ferrovandium, Titanium Alloys, Graphite, and Silicon.

KPI 2: Emissions avoided	UNITS	2022 KPI Target	2022 Actual	2022 Status
Emissions Avoided Metric	mt	75	99.4	KPI Target Achieved

AMG has achieved both KPI targets for 2022 and, as such, an interest rate reduction will be applied to its RCF.

ENVIRONMENT, SOCIAL, GOVERNANCE, PRODUCTS DASHBOARD

ENVIRONMENT

GRI INDICATOR	DESCRIPTION	UNITS	AMG GROUP	
			2021	2022
301-2	Percent of Recycled Materials Used to Manufacture Products	%	50	52
302-1	Total Energy Consumption	TJ	3,484	3,458
302-1	Total Electricity/Heat Use	TJ	2,675	2,525
302-1	Total Non-renewable Fuel Consumed	TJ	809	933
302-1	Total Hydrogen Fuel Consumed	TJ	-	0
302-1	Total Biogenic Fuel Consumed	TJ	-	0.13
302-1	Purchased Third-Party Electricity/Heat	TJ	2,635	2,488
302-1	AMG Owned Renewable Energy Generated	TJ	69	66
302-1	AMG Owned Renewable Energy Consumed	TJ	40	37
302-1	Electricity Consumed from the Grid	TJ	2,505	2,392
AMG Metric	Renewable Energy Credit (REC)	TJ	-	9.66
AMG Metric	Renewable from Power Purchase Agreement	TJ	-	63.76
303-3	Total Water Withdrawal	Thousand Cubic Meters	12,536	12,709
303-3	Surface Water Withdrawal	Thousand Cubic Meters	2,678	2,965
303-3	Groundwater Withdrawal	Thousand Cubic Meters	2,174	2,092
303-3	Rainwater Withdrawal	Thousand Cubic Meters	0	0
303-3	Municipal Water Withdrawal	Thousand Cubic Meters	211	281
303-3	Total Water Recycled/Reused	Thousand Cubic Meters	7,473	7,371
303-4	Water Discharge	Thousand Cubic Meters	3,328	4,255
303-4	Surface Water Discharge	Thousand Cubic Meters	-	4,101
303-4	Third-Party Water Discharge	Thousand Cubic Meters	-	154
303-4	Wastewater Discharge	Thousand Cubic Meters	2,779	2,932
303-4	Metals Discharged	mt	1.3	0.5
303-5	Water Consumption	Thousand Cubic Meters	9,327	8,454
305-1	Scope 1 CO ₂ Equivalent Emissions	mt	217,002	203,631
305-2	Scope 2 (Location-Based) CO ₂ Equivalent Emissions	mt	255,962	221,899
305-2	Scope 2 (Market-Based) CO ₂ Equivalent Emissions	mt	247,440	215,380
305-2	Total CO ₂ Equivalent Emissions	mt	464,442	419,011
305-7	Particulates Discharged to Air	mt	53	118
305-7	SOx Emissions	mt	305	428
305-7	NOx Emissions	mt	153	157
306-3	Hazardous Waste Generated (Including Recycled)	mt	3,588	3,919
306-3	Non-Hazardous Waste Generated (Including Recycled)	mt	39,419	32,988
306-4	Percent of Waste Recycled	%	43	30
306-5	Waste Directed to Disposal	mt	24,372	26,013
AMG Metric	Number of ISO 14001 Certified Facilities	Total	12	13
AMG Metric	Number of ISO 50001 Certified Facilities	Total	7	7

GOVERNANCE

GRI INDICATOR	DESCRIPTION	UNITS	AMG GROUP	
			2021	2022
205-2	Hours of Anti-Corruption Training	Hours	1,806	2,057
307-1	Environmental - Total Monetary Value of Significant Fines	Thousand USD	0	25
307-1	Environmental - Total Number of Non-Monetary Sanctions	#	0	0
412-2	Hours of Human Rights Training	Hours	936	1,402
404-1	Hours of Diversity & Inclusion Training	Hours	-	878
419-1	Non-Environmental - Total Monetary Value of Significant Fines	Thousand USD	5	2
419-1	Non-Environmental - Total Number of Non-Monetary Sanctions	#	0	0
AMG Metric	Hours Invested in Risk Management Meetings	Hours	361	350

PRODUCTS

GRI INDICATOR	DESCRIPTION	UNITS	AMG GROUP	
			2021	2022
AMG Metric	Number of ISO 9001 Certified Facilities	Total	23	25
AMG Metric	CO ₂ Emissions Avoided	mt	79	99.4
AMG Metric	Proportion of Taxonomy-aligned Activities Turnover	%	-	-
AMG Metric	Proportion of Taxonomy-aligned Activities CapEx	%	-	-
AMG Metric	Proportion of Taxonomy-aligned Activities OpEx	%	-	-
AMG Metric	Proportion of Taxonomy-eligible Activities Turnover	%	27	20
AMG Metric	Proportion of Taxonomy-eligible Activities CapEx	%	83	80
AMG Metric	Proportion of Taxonomy-eligible Activities OpEx	%	25	20

SOCIAL

GRI INDICATOR	DESCRIPTION	UNITS	AMG GROUP	
			2021	2022
44964	Workforce	Total	3,309	3504
403-2	Total Incident Rates	Rate	1.08	0.95
403-2	Lost Time Incident Rates	Rate	0.39	0.46
403-9	Employee Fatalities	Total	0	0
403-9	Contractor Fatalities	Total	0	0
403-2	Safety Training Hours	Hours	52,875	60,325
405-1	Gender Diversity	% Male	84	83
405-1	Gender Diversity	% Female	16	17
405-1	Age Diversity	% Under 30	17	17
405-1	Age Diversity	% 30 to 50	54	54
405-1	Age Diversity	% Over 50	29	29
405-1	Women in Management	%	19	23
AMG Metric	Number of OHSAS 18001 Certified Facilities	Total	2	5
AMG Metric	Number of ISO 45001 Certified Facilities	Total	15	15
AMG Metric	Sites Where AMG Encourages Local Hiring Practices	%	100	100
AMG Metric	Volunteer Hours	Hours	596	663
AMG Metric	Hours of Diversity and Inclusion Training	Hours	—	878

1. Disclosure required by EU regulation beginning in 2021.

CORPORATE GOVERNANCE

AMG Advanced Metallurgical Group N.V. is a Dutch company located in the Netherlands which was established in 2006 as the holding company for the AMG group companies. Its shares were first listed on Euronext Amsterdam in July 2007.

In this report, the Company, as a Dutch listed company, sets forth its overall corporate governance structure and the extent to which it applies the provisions of the Dutch Corporate Governance Code, as published on December 8, 2016, and in effect since January 1, 2017 (the "2016 Code"). The 2016 Code can be downloaded at www.mccg.nl. Further in this report, the Company will report on the compliance by the Company with the 2016 Code, as further elaborated in this chapter on Corporate Governance and in the corresponding chapter on the Company's website (amg-nv.com). On January 1, 2023, the updated version of the Dutch Corporate Governance Code entered into force ("the 2022 Code"). The Company will report on its compliance with the 2022 Code from the 2023 financial year and the 2023 Annual Report.

The Supervisory Board and the Management Board, which are responsible for the corporate governance structure of the Company, hold the view that the vast majority of principles and best practice provisions set forth in the 2016 Code, as applicable during 2022, are being applied, while deviations are discussed and explained hereunder. A full and detailed description of AMG's Corporate Governance structure and AMG's compliance with the 2016 Code can further be found on AMG's website (amg-nv.com).

AMG Advanced Metallurgical Group N.V., located in the Netherlands, is a company organized under Dutch law that has various subsidiaries in multiple jurisdictions to enable efficient business operations.

The Management Board is responsible for maintaining a culture that is conducive to achieving its strategic objectives with a focus on long-term value creation, as further explained in this chapter as well as other sections of the report of the Management Board.

2022 FINANCIAL STATEMENTS AND DIVIDENDS

The Management Board and the Supervisory Board have approved AMG's audited financial statements for 2022. KPMG audited these financial statements, which will be submitted for adoption to the General Meeting of Shareholders in May 2023.

The Management Board is authorized, subject to approval by the Supervisory Board, to reserve profits wholly or partly. The General Meeting is authorized to distribute and/or reserve any remaining part of the profits. The General Meeting may decide on the disposition of reserves only after a proposal by the Management Board, which must have been approved by the Supervisory Board.

AMG's dividend policy was first revised by the Management Board back in 2015 when AMG started paying dividends to its

shareholders. In 2021, given the prevailing circumstances and the intrinsic volatility AMG had experienced in some of its markets, the Management Board – with the approval of the Supervisory Board – decided to amend this policy going forward. Given that AMG has cyclical elements in its product mix and that it desires to have a relatively consistent dividend payout, this revised policy will allow for stable dividend payouts, and target gradual increases to the historic dividend levels, provided that such payouts and possible increases are supported by AMG's liquidity and cash flow generation. This revised policy is intended to reflect AMG's desire to pay a consistent year-over-year dividend. This policy is in line with Dutch corporate governance best practice. The revised dividend policy was discussed during the Annual General Meeting in 2022 and endorsed by the shareholders.

The Company intends to propose a full year dividend for 2022 of €0.70 to the General Meeting of Shareholders for approval as part of the adoption of the 2022 Annual Accounts. The interim dividend of €0.30 per ordinary AMG share, paid on August 10, 2022, will be deducted from this amount. The proposed final dividend per ordinary share therefore amounts to €0.40. This dividend payment is in line with the revised dividend policy as explained above. Future dividend payments to shareholders will be at the discretion of the Management Board subject to the approval of the Supervisory Board and after taking into account various factors, including business prospects, cash requirements, financial performance, expansion plans, the terms of the Company's financing facilities, and the compliance with applicable statutory and regulatory requirements.

Additionally, any payment of dividends (whether interim or after adoption of the annual accounts) or other distributions to shareholders may be made only if the Company's shareholders' equity exceeds the sum of the issued share capital plus the reserves required to be maintained by law.

SHARES AND SHAREHOLDERS' RIGHTS

As of December 31, 2022, the total issued share capital of AMG amounted to €650,083.28 consisting of 32,504,164 ordinary shares of €0.02 each. Each ordinary share carries one vote. The ordinary shares are listed on Euronext Amsterdam and are freely transferable.

Pursuant to the Financial Markets Supervision Act (Wet op het financieel toezicht) and the Decree on Disclosure of Major Holdings and Capital Interests in Securities-Issuing Institutions

(Besluit melding zeggenschap en kapitaalbelang in uitgevende instellingen), the Netherlands Authority for the Financial Markets (Stichting Autoriteit Financiële Markten) ("AFM") substantial holdings (>3%) in ordinary shares of AMG have to be registered by investors. The Company refers to the applicable substantial holdings register at the AFM website for the most recent registrations by AMG investors. As the Company is not involved in any AFM registrations of substantial holdings by its investors, the positions registered and visible in the AFM register may not necessarily reflect the actual holdings of an investor in AMG.

SHAREHOLDING	2022	2021
Number of ordinary shares issued	32,504,164	32,504,164
Average daily turnover	294,324	278,161
Highest Closing Price	€41.36	€34.94
Lowest Closing Price	€21.64	€23.98

PREFERENCE SHARES

The General Meeting of Shareholders approved in its meetings of May 12, 2010 and July 6, 2010 that the Articles of Association of the Company would be changed in order to introduce a new class of preference shares, which may be issued and used as a response device in order to safeguard the interests of the Company and its stakeholders in all those situations where the Company's interests and those of its stakeholders are at stake, including but not limited to situations in which non-solicited public offers are made.

The preference shares carry equal voting rights as ordinary shares and are entitled, if distribution to shareholders is permitted, to a fixed dividend equal to the Euro Interbank Offered Rate for deposit loans of one year, increased with a maximum of 400 basis points as determined by the Management Board of the Company and subject to approval by the Supervisory Board. The Articles of Association of the Company were amended on July 6, 2010, to provide for an authorized share capital of 65.0 million ordinary shares and 65.0 million preference shares. Contrary to ordinary shares, preference shares may be issued against partial payment thereon, provided that at least one quarter of the nominal amount is paid-up in full upon subscription. The preference shares are not freely transferable; any transfer thereof is subject to the approval of the Supervisory Board.

STICHTING CONTINUÏTEIT AMG

In line with Dutch law and corporate practice, on July 6, 2010, Stichting Continuïteit AMG (the "Foundation") was established in Amsterdam, having as its main objective to safeguard the interests of the Company and its stakeholders.

The Board of the Foundation is independent from the Company and currently consists of Mr. H. de Munnik, Chairman, and Mr. H. Reumkens and Professor K. Lutz as members. Professor Lutz

succeeded Mr. Hendrik Borggreve in 2022 as member of the Board of the Foundation after 12 years of service. The main objective of the Foundation is to represent the interests of the Company and of the enterprises maintained by the Company and the companies affiliated with the Company in a group, in such a way that the interests of the Company and of those enterprises and of all parties involved in this are safeguarded in the best possible way, and that influences which could affect the independence and/or continuity and/or identity of the Company and those enterprises in breach of those interests are deterred to the best of the Foundation's ability.

Under the terms of an option agreement dated December 22, 2010, between the Company and the Foundation, the Foundation has been granted an option pursuant to which it may purchase a number of preference shares up to a maximum of the total number of ordinary shares outstanding at any given time in the event of a threat to the continuity or strategy of AMG.

VOTING RIGHTS

There are no restrictions on voting rights of ordinary and preference shares. Shareholders who hold shares on April 6, 2023 (mandated as the 28th day prior to the day of the General Meeting of Shareholders on May 4, 2023) are entitled to attend and vote at the General Meeting of Shareholders regardless of a sale of shares after such date.

MANAGEMENT BOARD

The executive management of AMG, and its representation towards third parties, is entrusted to its Management Board, which is chaired by the Chief Executive Officer. The Articles of Association provide that the number of members of the Management Board shall be determined by the Supervisory Board. The members of the Management Board are appointed by the General Meeting of Shareholders for a maximum term of four years and may be reappointed for additional terms not to exceed four years.

The Management Board members are collectively responsible for creating a culture within the AMG Group that is focused on long-term value creation. Each Management Board member shall serve the best interests of the Company with a view to creating long-term value, while carrying out his responsibilities and will take into account the interests of all the Company's stakeholders.

The Management Board has drawn up a code of business conduct, monitors its effectiveness and has established a procedure for reporting actual or suspected irregularities within the Company or its group companies. The Management Board has further adopted values for the Company and the AMG Group and has as of January 1, 2023 after extensive review renewed the Value Statement of the AMG Group ("AMG Values") as further explained in the section on Sustainability, and is responsible for maintenance of the AMG Values within the Company and its group companies by encouraging behavior that is in keeping with the AMG Values and

by leading by example. In this regard, specific attention shall be given to the strategy and the business model, the environment in which the Company and the AMG Group operate, and the existing culture within the Company and the AMG Group. The updated AMG Values Statement reads as follows:

We act safely

We create value for our stakeholders

We respect people

We protect our planet by enabling CO₂ reduction

We act with integrity

The energy transformation demands materials science-based solutions. AMG was founded to be a leader in providing the critical materials that meet these demands. Our greatest stakeholder is our planet. At AMG we are committed to increasing both the CO₂ efficiency of our operations as well as the amount of CO₂ we enable our end-use customers to reduce by utilizing our products. We are ambitious, innovative and committed to being a leader in the fields of critical materials and related technologies. AMG's core values represent our priorities with all employees, business partners and stakeholders.

See the Sustainable Development section for a further review of the application of the AMG Values within the AMG Group and compliance with the AMG Code of Business Conduct during 2022.

The Management Board is responsible for the internal audit function of the AMG Group and the Management Board appoints and dismisses the senior internal auditor upon approval of the Supervisory Board, along with the recommendation of the Audit & Risk Management Committee.

The Supervisory Board is authorized to make a non-binding or binding nomination regarding the appointment of members of the Management Board. A binding nomination means that the General Meeting of Shareholders may appoint the nominated persons, unless the General Meeting of Shareholders rejects the nomination by an absolute majority (more than 50% of the votes cast) representing at least one-third of the issued share capital. In case the absolute majority is reached, however, not representing one-third of issued share capital, a second meeting will be convened in which the resolution may be adopted without a quorum applying. If the Supervisory Board has not made a nomination, the

appointment of the members of the Management Board is at the full discretion of the General Meeting of Shareholders. The General Meeting of Shareholders and the Supervisory Board may suspend a member of the Management Board at any time.

A resolution of the General Meeting of Shareholders to suspend or dismiss a member of the Management Board requires an absolute majority (more than 50% of the votes cast), representing at least one-third of the issued share capital, unless the Supervisory Board has proposed the suspension or dismissal to the General Meeting of Shareholders, in which case an absolute majority is required but without any quorum requirement. The Management Board follows its own rules of procedure concerning meetings, resolutions, and similar matters. These rules of procedure are published on the Company's website. The Company has rules to avoid and deal with conflicts of interest between the Company and members of the Management Board.

The Articles of Association state that in the event of a direct or indirect personal conflict of interest between the Company and any of the members of the Management Board, the relevant member of the Management Board shall not participate in the deliberations and decision-making process concerned. If all members of the Management Board are conflicted, and, as a result, no Management Board resolution can be adopted, the Supervisory Board shall adopt the resolution. In addition, it is provided in the rules of procedure of the Management Board that the respective member of the Management Board shall not take part in any decision-making that involves a subject or transaction to which he or she has a conflict of interest with the Company. Such transaction must be concluded on market practice terms and approved by the Supervisory Board. The rules of procedure of the Management Board establish further rules on the reporting of (potential) conflicts of interest.

SUPERVISORY BOARD

The Supervisory Board supervises the general course of business of the Company and the way the Management Board implements the long-term value-creation strategy of the Company. The Supervisory Board regularly discusses the strategy, the implementation of the strategy and the principal risks associated with it. The Supervisory Board assists the Management Board by providing advice. In fulfilling their duties, the Supervisory Directors shall act in the interest of the Company and its affiliated enterprises, and the Supervisory Board shall take into account the stakeholder interests that are relevant in this context. The Supervisory Board is responsible for the quality of its own performance and evaluates its own performance and that of the Management Board once per year.

Under the two-tier corporate structure pursuant to Dutch law, the Supervisory Board is a separate body that is independent of the

Management Board. Members of the Supervisory Board can be neither members of the Management Board nor employees of the Company.

The Supervisory Board discusses and approves major management decisions as well as the strategy that is developed and implemented by the Management Board. The Supervisory Board has adopted its own rules of procedure concerning its own governance, committees, conflicts of interest, etc. The rules of procedure are published on the Company's website and include the charters of the committees to which the Supervisory Board has assigned certain preparatory tasks, while retaining overall responsibility.

These committees are the Remuneration Committee, the Selection & Appointment Committee, and the Audit & Risk Management Committee. The Supervisory Board is assisted by the Corporate Secretary of the Company, who is appointed by the Management Board after approval of the Supervisory Board has been obtained. The number of members of the Supervisory Board will be determined by the General Meeting of Shareholders with a minimum of three members.

A Supervisory Director is appointed for a maximum period of four years and may then be reappointed once for another maximum four-year period. The Supervisory Director may then subsequently be reappointed again for a period of two years, after which point the appointment may be extended by at most two years. In the event of a reappointment after an eight-year period, reasons shall be given in the (annual) report of the Supervisory Board. For any appointment or reappointment, the profile for Supervisory Board candidates, which was drawn up by the Supervisory Board, will be observed.

The Supervisory Board prepares a rotation schedule, which is made generally available and is posted on the Company's website.

The Supervisory Board is authorized to make a binding or non-binding nomination regarding the appointment of the members of the Supervisory Board. In the event of a binding nomination, the General Meeting of Shareholders appoints the members of the Supervisory Board from a nomination made by the Supervisory Board.

A binding nomination means that the General Meeting of Shareholders may appoint the nominated person, unless the General Meeting of Shareholders rejects the nomination by an absolute majority (more than 50% of the votes cast) representing at least one-third of the issued share capital.

In case the absolute majority is reached, however, not representing one-third of issued share capital, a second meeting of record will be convened in which the resolution may be adopted with normal majority, without a quorum applying.

If the Supervisory Board has not made a nomination, the appointment of the members of the Supervisory Board is at the full discretion of the General Meeting of Shareholders. The General Meeting of Shareholders may, at any time, suspend or remove members of the Supervisory Board. A resolution of the General Meeting of Shareholders to suspend or remove members of the Supervisory Board requires an absolute majority (more than 50% of the votes cast) representing at least one-third of the issued share capital, unless the Supervisory Board has proposed the suspension or dismissal, in which case an absolute majority is required, without any quorum requirement.

As required under the Code and Dutch law, the Company has formalized strict rules to avoid and deal with conflicts of interest between the Company and the members of the Supervisory Board, as further described in the rules of procedure of the Supervisory Board. Further information on the Supervisory Board and its activities is included in the Report of the Supervisory Board (pages 28-37).

Each of the current members of the Supervisory Board is obliged not to transfer or otherwise dispose of any shares awarded as part of their annual remuneration until the earlier of the third anniversary of the date of the award or the first anniversary of the date on which he or she ceases to be a member of the Supervisory Board. Shares in the Company held by the Supervisory Directors shall be held only as long-term investments.

GENERAL MEETING OF SHAREHOLDERS

A General Meeting of Shareholders is held at least once per year. During the Annual General Meeting, the Annual Report, including the Report of the Management Board, the annual (consolidated) financial statements, the implementation of the remuneration policy for the Management Board, and the Report of the Supervisory Board are discussed, as well as other matters pursuant to Dutch law or the Company's Articles of Association.

As a separate item on the agenda, the General Meeting of Shareholders is entrusted with the discharge of the members of the Management Board and the Supervisory Board from responsibility for the performance of their duties during the preceding financial year. The General Meeting of Shareholders is held in Amsterdam or Haarlemmermeer (Schiphol Airport) and takes place within six months following the end of the preceding financial year. During the years 2020, 2021 and 2022 the Annual General Meeting was held virtually by TEAMS conference due to the travel restrictions that were in place as a result of the COVID-19 pandemic and on the basis of special legislation adopted by Dutch Parliament.

Meetings are convened by public notice on the website of the Company and by letter, or by use of electronic means of communication, to registered shareholders. Notice is given at least 42 days prior to the date of the General Meeting of Shareholders.

The main powers of the General Meeting of Shareholders are set forth in the Company's Articles of Association, which are published on the Company's website, and the applicable provisions of Dutch law.

On May 5, 2022, the General Meeting of Shareholders resolved to authorize the Management Board for a period of 18 months from that date (until November 4, 2023) as the corporate body, which, subject to approval by the Supervisory Board, is authorized to issue shares, including any grant of rights to subscribe to shares up to a maximum of 10% of the Company's issued share capital as per December 31, 2021, for general corporate purposes and/or for the purpose of mergers and acquisitions, and/or for strategic alliances and/or financial support arrangements. This authorization also includes the power to restrict or exclude preemptive rights.

On May 5, 2022, the General Meeting of Shareholders resolved to authorize the Management Board for a period of 18 months from that date (until November 4, 2023) as the corporate body which, subject to approval by the Supervisory Board, is authorized to effect acquisitions of its own shares by AMG. The number of shares to be acquired is limited to 10% of the Company's issued share capital as of December 31, 2021, taking into account the shares previously acquired and disposed of at the time of any new acquisition. Shares may be acquired through the stock exchange or otherwise, at a price between par value and 110% of the average stock exchange price for a five-day period prior to the date of acquisition. The stock exchange price referred to in the previous sentence is the average closing price of the shares at Euronext Amsterdam on the five consecutive trading days immediately preceding the day of purchase by, or for, the account of the Company.

ARTICLES OF ASSOCIATION

The Company's Articles of Association can be amended by a resolution of the General Meeting of Shareholders on a proposal from the Management Board that has been approved by the Supervisory Board. A resolution of the General Meeting of Shareholders to amend the Articles of Association that has not been taken on the proposal from the Management Board and the approval of the Supervisory Board, should be adopted by a majority of at least two-thirds of the votes cast in a meeting in which at least 50% of the issued share capital is represented. The Articles of Association have last been amended on June 24, 2015, following approval by the General Meeting of Shareholders in its Extraordinary General Meeting held on June 18, 2015, and are published on the Company's website (amg-nv.com). The Management Board will propose in the General Meeting of Shareholders in May 2023 to amend the Articles of Association of the Company, which has been approved by the Supervisory Board.

CORPORATE SOCIAL RESPONSIBILITY AND ESG

AMG's Values (safety, value creation, respect for people, protection of our planet, and integrity) form the core foundation of AMG's ambition to be a leader in the fields of critical materials and related technologies and to achieve excellence in all that it does. They apply to how AMG and its group companies conduct their operations and how they deal with their employees, business partners and other stakeholders.

In being a responsible corporate citizen, AMG endorses and supports the definition of corporate social responsibility as set by the World Business Council for Sustainable Development: "...the continuing commitment by business to behave ethically and contribute to economic development while improving the quality of life of the workforce and their families as well as of the local community and society at large." For AMG and its affiliated companies, this statement, which forms the basis of AMG's ESG strategy as explained in the Letter to Shareholders of this Annual Report, and includes a report of the matters required pursuant to the EU Taxonomy regulation that was issued in 2020, translates into four main sustainable development objectives that the Company has formulated in connection with its financial objectives, technological capabilities and its leading position at the heart of the global critical materials industry: 1) to provide safe working conditions for our employees and to be responsible stewards of the environment; 2) to meet or exceed regulatory standards by engaging in ethical business practices; 3) to be a valued member of the local economy, community and society at large by contributing to solutions for addressing some of the fundamental environmental and social challenges facing society today; and 4) target industrial activities which either contribute to the production of greenhouse gases levels through the circular economy or by arriving at technologies which enable our business partners to reduce greenhouse levels and quantify the success of these endeavors. The Supervisory Board and the Management Board of the Company take continued guidance from these objectives when defining and implementing the Company's strategic objectives.

The Sustainable Development section in this Annual Report (pages 52-73) further elaborates on the application of AMG's Code of Business Conduct and its Speak Up and Reporting Policy.

DECREE ON ARTICLE 10 OF THE TAKEOVER DIRECTIVE

The information required by the Decree on Article 10 of the Takeover Directive (published on April 5, 2006) is included in this Corporate Governance section and the Report of the Supervisory Board, whose information is incorporated by reference in this Corporate Governance report.

Below is an overview of the significant agreements to which the Company is a party, which are affected, changed, or terminated subject to the condition of a change of control, or which contain new restrictions on voting rights attached to shares.

The Company is a party to the following arrangements that may be terminated or amended under the condition of a change of control over the Company as a result of a public takeover offer:

- a. The Company has entered into a credit facility for its general financing needs and purposes, dated November 30, 2021, consisting of a \$350 million Term Loan B and a \$200 million Revolving Credit facility (“Credit Agreement”), which includes a provision that triggers the Company to repay the entire outstanding amount under the Credit Agreement upon a change of control, as defined therein.
- b. Under terms of the \$307 million municipal bond issued to refinance the construction of a new spent resid catalyst recycling facility in Zanesville, Ohio, in the senior unsecured 30-year US tax-exempt bond market in July 2019 by AMG Vanadium LLC that is a wholly owned affiliate of the Company, the holders of the bonds have the right to tender their bonds for purchase by the Company (that acts as Guarantor) upon a change in control of the Company at a purchase price of 101% of the principal amount of the bonds plus accrued interest;
- c. The members of the Management Board of the Company all have an employment agreement with a wholly owned US subsidiary of the Company that will trigger termination rights for the Management Board members upon a change of control of the Company pursuant to a public offer. These employment agreements are entered into for an indefinite period of time and are explained in more detail on the Company's website.
- d. The members of the Management Board participate in the AMG Option Plan that was terminated in 2021 (except for certain residual rights for options granted before 2021) as a result of the new 2021 Remuneration Policy for the Management Board) and in the AMG Performance Share Unit Plan for Management Board members. Both Plans are administered by the Company and create rights and obligations for each participant of the respective Plans towards the Company. Both plans have provisions that permit the Supervisory Board to cancel or modify the options granted or performance share units awarded to its participants, upon a change of control of the Company.
- e. The Company is party to an option agreement concluded on December 10, 2010, with Stichting Continuïteit AMG, which triggers option rights for Stichting Continuïteit AMG upon a change of control of the Company, as further detailed on page 75 of this Annual Report.
- f. The Company is party to a joint venture agreement signed on October 7, 2019 with Shell Overseas Investments B.V. (“Shell”) in order to jointly identify and pursue opportunities to offer customers outside North America an environmentally sustainable solution for their spent catalyst and gasification ash (“the JV Agreement”). The terms of the JV Agreement trigger termination rights for the Company and Shell in the case that the other party suffers a change of control by a Major Competitor or Sanctioned Person, as these terms are defined in the JV Agreement.

RISK MANAGEMENT AND INTERNAL CONTROLS

AMG employs a risk management approach that identifies and mitigates risk at all levels of the organization. The Company analyzes risks in formal settings such as scheduled Management Board and Supervisory Board meetings as well as everyday operational situations faced by its global employee base. AMG has implemented a comprehensive risk management program centered on the Company's Risk Assessment Package (RAP), as further explained in detail on page 20 of the chapter on Risk Management and Internal Controls.

As stated above, the Management Board is responsible for the internal audit function of the Company. The Internal Auditor at AMG reports to the Audit & Risk Management Committee and to the Management Board and operates on the basis of an Internal Audit plan approved annually by the Supervisory Board and the Management Board. The Internal Audit plan is risk-based and comprises all units and subsidiaries of the AMG Group with a focus on financial control, IT risks and compliance.

The Internal Audit function closely cooperates with the external auditors of the Company and attends all meetings of the Audit & Risk Management Committee of the Supervisory Board.

INVESTOR RELATIONS

The Company highly values good relations with its shareholders and is compliant with applicable rules and regulations on non-selective and timely disclosure and equal treatment of shareholders. Apart from communication at the Annual General Meeting of Shareholders, the Company explains its financial results during public quarterly conference calls and capital markets days. Further, the Company publishes annual, semi-annual and quarterly reports and press releases and makes information available through its public website (amg-nv.com).

The Company also engages in bilateral communications with investors and, in doing so, adheres to its policy on bilateral contacts, which is published on the Company's website. During these communications, the Company is in general represented by its Investor Relations Officer, occasionally accompanied by a member of the Management Board.

COMPLIANCE WITH THE DUTCH CORPORATE GOVERNANCE CODE 2016

As stated above, AMG is subject to the 2016 Code for the 2022 financial year. Reference is made to the Company's website (amg-nv.com) under the heading Corporate Governance, where the Company has published an extensive discussion on its compliance during 2022 with the principles and provisions set forth in the 2016 Code.

As a general statement, the Company fully endorses the 2016 Code's principles and believes that all best practice provisions as included in the 2016 Code are complied with, with the exception of the two matters set out hereafter.

On the following two matters involving the remuneration policy of the Company, the Company does not comply with the best practice provisions of the 2016 Code, and it believes that it has sound reasons for doing so:

- a. In deviation from best practice provision 3.2.3 of the 2016 Code concerning severance payments, two members of the Management Board are entitled to severance pay that equals two times their base salary plus one time target annual bonus amount, and one member of the Management is entitled to severance pay that equals two times his base salary.
- b. In deviation from best practice provision 3.3.2 of the 2016 Code concerning remuneration of the Supervisory Board members, the Company pays part of the fixed remuneration for its Supervisory Board members in the form of ordinary shares.

The reasons for deviating from these two best practice provisions of the 2016 Code are also explained on the Company's website as referred to above.

CONFLICTS OF INTEREST

No conflicts of interest that were of material significance to the Company and/or members of the Management Board and Supervisory Board were reported in the period starting January 1, 2022, up to and including March 15, 2023.

During the period starting January 1, 2022 up to and including March 15, 2023, the Company did not enter into any material transaction with a shareholder holding an interest of 10% or more in the Company's share capital.

Accordingly, the Company has complied with best practice provisions 2.7.3, 2.7.4, and 2.7.5 of the 2016 Code.

CORPORATE GOVERNANCE STATEMENT

The Decree of December 23, 2004, adopting further rules regarding the contents of the annual report, most recently amended and extended as of January 1, 2018 (the "Decree"), requires a statement to be published annually by the Company on its compliance with Corporate Governance regulations in the Netherlands.

The Company hereby submits that it has fully complied with this requirement by way of publication of this Annual Report and the specific references therein, notably the Report of the Management Board, the Report of the Supervisory Board, the Remuneration Report for 2021, and the chapters on Risk Management and Internal Controls, Sustainable Development and Corporate Governance, all of which are deemed to be incorporated by reference into the Company's statement on corporate governance as required by the Decree.

FINANCIALS

	FINANCIAL REVIEW		
82	Revenue	124	24. Share-based payments
82	Gross profit	126	25. Provisions
82	Selling, general and administrative expenses	129	26. Other liabilities
82	Profit for the year to adjusted EBITDA reconciliation	129	27. Trade and other payables
83	Operating profit	129	28. Financial risk management objectives and policies
83	Net finance cost	133	29. Financial instruments
83	Income taxes	136	30. Acquisition of subsidiary
83	Net profit	136	31. Leases
83	Equity attributable to shareholders	137	32. Capital commitments
83	Working capital	137	33. Contingencies
83	Liquidity and capital resources	139	34. Related parties
84	Outlook		
	FINANCIAL STATEMENTS		PARENT COMPANY FINANCIAL STATEMENTS
85	Consolidated Income Statement	141	Parent Company Statement of Financial Position
86	Consolidated Statement of Other Comprehensive Income	142	Parent Company Income Statement
87	Consolidated Statement of Financial Position		
88	Consolidated Statement of Changes in Equity		
89	Consolidated Statement of Cash Flows		
	NOTES TO THE CONSOLIDATED FINANCIAL STATEMENTS		NOTES TO PARENT COMPANY FINANCIAL STATEMENTS
90	1. Reporting entity	143	1. Summary of significant accounting policies
91	2. Basis of preparation	143	2. Other income
92	3. Significant accounting policies	143	3. Finance income and cost
103	4. Segment reporting	143	4. Income taxes
106	5. Revenue	144	5. Tangible fixed assets
106	6. Other income and expense	144	6. Goodwill and other intangible assets
106	7. Expenses by nature	144	7. Financial fixed assets
107	8. Finance income and cost	145	8. Deposits and other assets
107	9. Income tax	145	9. Related party receivables
110	10. Property, plant and equipment	145	10. Prepayments and other assets
111	11. Goodwill and other intangible assets	145	11. Cash and cash equivalents
113	12. Other investments	146	12. Shareholders' equity and other capital reserves
113	13. Inventories	148	13. Long-term debt
113	14. Trade and other receivables	148	14. Other payables
114	15. Other assets	148	15. Amounts due to subsidiaries
114	16. Restricted cash	148	16. Derivative financial instruments
115	17. Cash and cash equivalents	149	17. Leases
115	18. Capital and reserves	149	18. Related parties
117	19. Earnings per share	149	19. Employee benefits and number of employees
117	20. Non-controlling interests	150	20. Audit fees
117	21. Loans and borrowings	151	OTHER INFORMATION
120	22. Short-term bank debt	152	INDEPENDENT AUDITOR'S REPORT
120	23. Employee benefits	159	SHAREHOLDER INFORMATION

FINANCIAL REVIEW

Amounts in tables in thousands of US dollars

For the year ended December 31	2022	2021
Revenue and expenses		
AMG Clean Energy Materials revenue	667,804	381,475
AMG Critical Minerals revenue	364,502	308,523
AMG Critical Materials Technologies revenue	610,468	514,668
Total revenue	1,642,774	1,204,666
Cost of sales	(1,233,288)	(996,423)
Gross profit	409,486	208,243
Selling, general and administrative expenses	(147,963)	(139,576)
Environmental expense	(133)	(11,941)
Other income, net	45,669	415
Operating profit	307,059	57,141

REVENUE

Full year 2022 revenue increased 36% to \$1,643 million, from \$1,205 million in 2021. AMG Clean Energy Materials 2022 revenue increased by \$286 million, from \$381 million in 2021, to \$668 million. The increase in Clean Energy Materials' revenue is driven mainly by higher prices in vanadium, tantalum and lithium concentrates, as well as increased sales volumes of vanadium and tantalum concentrate. The higher prices and volumes in 2022 propelled revenue for the segment 75% higher than in 2021. AMG Critical Minerals' revenue increased by \$56 million, or 18%, to \$365 million from \$309 million in 2021, driven by higher sales volumes of antimony and improved sales prices across all three businesses. AMG Critical Materials Technologies' 2022 revenue increased by \$96 million to \$610 million from \$515 million, or 19% compared to the same period in 2021. This increase was due to higher sales volumes of titanium alloys and higher prices of titanium alloys and chrome metal as the aerospace market continued its recovery from the pandemic impacts throughout the year. On a full year basis, the Company signed \$281.5 million in new orders, representing a balanced 1.30x book to bill ratio.

GROSS PROFIT

AMG's gross profit improved by \$201 million to \$409 million in the year ended December 31, 2022, an 97% increase. As a percentage of revenue, gross margin increased from 17% to 25%. AMG Clean Energy Materials' gross margin was 40% for the year ending December 31, 2022, up from 20% in 2021. The increase in gross profit was primarily driven by higher prices in lithium concentrate. AMG Critical Minerals' gross profit decreased by \$2 million, or 4%, to \$47 million, driven by lower silicon volumes and higher costs associated with supply chain disruptions. The 2022 gross margin for AMG Critical Materials Technologies was 16%, in line with 2021 as additional costs associated with supply chain disruptions were offset by the aerospace market continuing its recovery from the pandemic impacts throughout the year.

SELLING, GENERAL AND ADMINISTRATIVE EXPENSES

Selling, general and administrative (SG&A) costs were \$148 million in the year ended December 31, 2022, as compared to \$140 million in the year ended December 31, 2021.

Personnel expenses decreased to \$88 million in the year ended December 31, 2022, from \$90 million in the year ended December 31, 2021. The most significant driver of this decrease was that the prior period included a share-based compensation reversal \$4 million due to higher than anticipated financial results resulting in the unexpected vesting of the 2019 share-based awards. The Company incurs professional fees from global service providers for services including audit, tax planning, compliance and legal consultation for strategic project. Professional fees were \$23 million, \$4 million higher than the prior year \$19 million, due to higher strategic project costs in the current year related to the company's expansion projects. Research and development expense were \$4 million in line with the same period of 2021. Other SG&A expenses, such as travel and entertainment, insurance, occupancy, communication and bank fees were \$33 million in the year ended December 31, 2022, versus \$27 million in the year ended December 31, 2021. This increase is driven by the reopening of global travel associated with the relief of pandemic restrictions and higher global insurance rates.

PROFIT FOR THE YEAR TO ADJUSTED EBITDA RECONCILIATION

For the year ended December 31	2022	2021
Profit for the year	190,771	13,779
Income tax expense	84,097	8,707
Net finance cost	30,941	33,602
Equity-settled share-based payment transactions *	5,552	10,206
Restructuring expense	582	522
Net contract settlements	(45,436)	—
Inventory cost adjustment	1,589	1,164
Asset impairment expense (reversal)	10,597	(711)
Environmental provision	133	11,941
Strategic project expense	17,070	12,157
Share of loss of associates	1,250	1,053
Others	105	571
EBIT	297,251	92,991
Depreciation and amortization	45,299	43,685
EBITDA	342,550	136,676

*Amount includes variable compensation expense which was settled in shares in 2021.

Equity-settled share-based compensation expense decreased in the current year due to higher than anticipated financial performance resulting in the unexpected vesting of the 2019 share-based awards in the prior year.

The current year net expense was largely driven by restructuring expenses in our production facilities and severance payments on five of our European operations resulting on a headcount reduction of 62.

Effective January 2023, AMG placed its silicon metal plant in Pocking, Germany, on care and maintenance due to external economic factors. Associated with this shutdown, AMG recorded income from the sale of an existing supply contract which positively impacted operating profit for the year. This income was offset partially by a settlement with a major customer and an impairment of existing assets. AMG excluded the net benefit of these contract settlements from EBITDA. See notes 6 and 10.

AMG had exceptional non-cash expense during 2022 and 2021 related to inventory cost adjustments in UK and Brazilian operations, respectively

The 2022 asset impairment was associated with the write-off of property, plant and equipment mainly driven by the silicon shut down noted above and the 2021 reversal was due to the sale of impaired assets for more than anticipated in the prior period.

The Company recorded an environmental expense of \$133 related to our German operations in 2022 compared to \$11,941 in 2021 which was largely driven by the removal of low-level radioactive materials, primarily including slag, from the former storage yard of the Newfield, NJ USA site.

The Company is in the ramp-up phase for several strategic expansion projects, including AMG Vanadium's expansion project, the joint venture with Shell, Hybrid Lithium Vanadium Redox Flow Battery System, and the lithium expansion in Germany, which incurred project expenses during the year but are not yet fully operational. AMG is adjusting EBITDA for these exceptional charges.

OPERATING PROFIT

AMG's operating profit of \$307 million for the year ended December 31, 2022, was an increase of \$250 million compare to \$57 million reported for the year ended December 31, 2021. The increase in operating profit was driven mainly by the improved sales price for lithium concentrate during the year.

NET FINANCE COST

The table below sets forth AMG's net finance costs for the years ended December 31, 2022 and 2021. Net finance cost decreased in 2022 due to increased finance income in the current period offset partially by higher finance costs associated with the municipal bond and lower foreign exchange loss.

For the year ended December 31	2022	2021
Finance income	9,061	1,938
Finance cost	(40,002)	(35,540)
Net finance cost	(30,941)	(33,602)

INCOME TAXES

The Company recorded an income tax expense of \$84 million for the year ended December 31, 2022, compared to \$9 million for the year ended December 31, 2021. This variance was mainly driven by enhanced operating results in AMG Lithium at its Brazil operation coupled with movements in the Brazilian real. The effects of the Brazilian real caused a \$7 million benefit in 2022, compared to a \$4 million tax benefit in 2021. Fluctuations in the Brazilian real exchange rate impact the valuation of the Company's net deferred tax positions related to our operations in Brazil.

The effective tax rate for 2022 was 31% based on a profit before income tax, as compared to the 39% effective tax rate for 2021, based on pre-tax profits.

NET PROFIT

The Company recorded a net profit attributable to shareholders of \$188 million in the year ended December 31, 2022, as compared to \$14 million in the year ended December 31, 2021. This variance was driven by the higher operating profit in the current period offset slightly by higher selling, general and administrative expenses.

EQUITY ATTRIBUTABLE TO SHAREHOLDERS

The Company's equity attributable to shareholders increased 83% during the year from \$268 million as of December 31, 2021 to \$491 million as of December 31, 2022. This increase was mainly driven by net profit for the year.

WORKING CAPITAL

The Company's working capital increased during the year driven by higher inventory and accounts receivable associated with the ramp-up of the new vanadium facility as well as increased raw material prices.

LIQUIDITY AND CAPITAL RESOURCES

SOURCES OF LIQUIDITY

The Company's sources of liquidity include cash and cash equivalents, cash from operations and amounts available under credit facilities. At December 31, 2022, the Company had \$346 million in cash and cash equivalents and \$186 million available on its revolving credit facility. Changes in liquidity were primarily due to the cash from operations during the year offset by capital investments, debt reduction, and the dividend paid to shareholders.

The table below summarizes the Company's net debt for the years ended December 31, 2022 and 2021.

For the year ended December 31	2022	2021
Senior secured debt	348,622	371,897
Cash & cash equivalents	346,043	337,877
Senior secured net debt	2,579	34,020
Other debt	14,959	24,398
Net debt excluding municipal bond	17,538	58,418
Municipal bond debt	319,244	319,476
Restricted cash	6,920	93,434
Net debt	329,862	284,460

The Company was subject to one maintenance debt covenant in its current revolving credit facility. Violating this covenant would limit the Company's access to liquidity. The Company was fully in compliance with this debt covenant as of December 31, 2022. See note 21 of the financial statements for additional information.

The table below summarizes the Company's net cash provided by or used in its operating activities, investing activities and financing activities for the years ended December 31, 2022 and 2021.

For the year ended December 31	2022	2021
Net cash from operating activities	167,567	90,788
Net cash used in investing activities	(103,104)	(62,953)
Net cash (used in) from financing activities	(49,290)	111,066

Cash from operating activities was \$168 million for the year ended December 31, 2022, compared to \$91 million in 2021. The increase is primarily attributable to higher profitability in 2022 relative to the prior year.

Cash used in investing activities was \$103 million for the year ended December 31, 2022. This balance is mainly driven by capital expenditures offset by changes in restricted cash mainly associated with the Company's municipal bond. The Company had \$191 million of capital expenditures mainly related to the vanadium and lithium expansion projects.

Cash used in financing activities was \$49 million for the year ended December 31, 2022, mainly driven by debt repayment and the dividend paid to shareholders.

OUTLOOK

AMG reaffirms its guidance for the full year 2023 to exceed \$400 million EBITDA.

AMG anticipates the Company will increase overall staffing from 3,400 at the end of 2022 by 5% due to the hiring associated with the ramp-up of the vanadium expansion in Ohio and the lithium expansion in Germany.

Capital expenditures for 2023 are expected to be between \$175 million and \$200 million, mainly driven by the lithium concentrate expansion in Brazil and expenditures related to the construction of the lithium hydroxide plant in Germany.

With regard to financing in 2023, AMG refinanced its \$350 million term loan and \$200 million revolver in November 2021, extending revolver and term loan maturities to 2026 and 2028, respectively. AMG has no significant near-term debt maturities. And although we look to consistently optimize our financial structure, our current liquidity of \$532 million can fully fund all of the approved capital expansion projects and other financial obligations.

In addition, we reaffirm our two-pronged commitment to reduce our CO₂ emissions and increase our enabled CO₂ savings through 2030.

CONSOLIDATED INCOME STATEMENT

For the year ended December 31	Note	2022	2021
In thousands of US dollars			
Continuing operations			
Revenue	5	1,642,774	1,204,666
Cost of sales	7	(1,233,288)	(996,423)
Gross profit		409,486	208,243
Selling, general and administrative expenses	7	(147,963)	(139,576)
Environmental expense	6, 25	(133)	(11,941)
Other expenses	6	(14,411)	—
Other income	6	60,080	415
Net other operating income (expense)	6	45,536	(11,526)
Operating profit		307,059	57,141
Finance income	8	9,061	1,938
Finance cost	8, 21	(40,002)	(35,540)
Net finance cost	8	(30,941)	(33,602)
Share of loss of associates and joint ventures	12	(1,250)	(1,053)
Profit before income tax		274,868	22,486
Income tax expense	9	(84,097)	(8,707)
Profit for the year		190,771	13,779
Profit attributable to:			
Shareholders of the Company		187,589	13,771
Non-controlling interests		3,182	8
Profit for the year		190,771	13,779
Earnings per share			
Basic earnings per share	19	5.87	0.44
Diluted earnings per share	19	5.73	0.44

The notes are an integral part of these consolidated financial statements.

CONSOLIDATED STATEMENT OF OTHER COMPREHENSIVE INCOME

For the year ended December 31	Note	2022	2021
In thousands of US dollars			
Profit for the year		190,771	13,779
Other comprehensive income			
Items of other comprehensive income (loss) that may be reclassified to profit or loss in subsequent periods:			
Exchange differences on translation of foreign operations	18	(1,631)	(2,220)
Cash flow hedges, effective portion of changes in fair value	18	24,237	546
Cash flow hedges reclassified to profit or loss, net of tax	18	5,091	1,034
Cost of hedging reserve, changes in fair value	18	520	(239)
Income tax expense on cash flow hedges	9	(1,304)	(2,713)
Net increase (decrease) on cash flow hedges		28,544	(1,372)
Net other comprehensive income (loss) that may be reclassified to profit or loss in subsequent periods		26,913	(3,592)
Items of other comprehensive income (loss) not to be reclassified to profit or loss in subsequent periods:			
Exchange differences on translation of foreign operations - non-controlling interest		(2,961)	(1,361)
Actuarial gains on defined benefit plans	23	37,245	19,623
Income tax expense on actuarial gains	9	(10,851)	(4,297)
Net gain on defined benefit plans		26,394	15,326
Change in fair value of equity investments classified as fair value through other comprehensive income	12, 18	(267)	2,609
Net other comprehensive income not being reclassified to profit or loss in subsequent periods		23,166	16,574
Other comprehensive income for the year, net of tax		50,079	12,982
Total comprehensive income for the year, net of tax		240,850	26,761
Total comprehensive income attributable to:			
Shareholders of the Company		239,357	28,321
Non-controlling interest		1,493	(1,560)
Total comprehensive income for the year, net of tax		240,850	26,761

The notes are an integral part of these consolidated financial statements.

CONSOLIDATED STATEMENT OF FINANCIAL POSITION

As at December 31	Note	2022	2021
In thousands of US dollars			
Assets			
Property, plant and equipment	10	797,611	693,624
Goodwill and other intangible assets	11	41,404	44,684
Derivative financial instruments	29	33,042	95
Other investments	12, 29	29,324	29,830
Deferred tax assets	9	37,181	52,937
Restricted cash	16, 29	5,875	85,023
Other assets	15	8,612	8,471
Total non-current assets		953,049	914,664
Inventories	13	277,311	218,320
Derivative financial instruments	29	3,516	4,056
Trade and other receivables	5, 14	162,548	145,435
Other assets	15	121,834	65,066
Current tax assets	9	7,289	5,888
Restricted cash	16, 29	1,045	8,411
Cash and cash equivalents	17	346,043	337,877
Total current assets		919,586	785,053
Total assets		1,872,635	1,699,717
Equity			
Issued capital	18	853	853
Share premium	18	553,715	553,715
Treasury shares	18	(14,685)	(16,596)
Other reserves	18	(44,869)	(96,421)
Retained earnings (deficit)		(4,461)	(173,117)
Equity attributable to shareholders of the Company		490,553	268,434
Non-controlling interests	20	27,296	25,718
Total equity		517,849	294,152
Liabilities			
Loans and borrowings	21	661,270	675,384
Lease liabilities	31	44,224	45,692
Employee benefits	23	117,160	162,628
Provisions	25	12,361	14,298
Deferred revenue	5	20,000	22,341
Other liabilities	26	15,009	11,098
Derivative financial instruments	29	284	2,064
Deferred tax liabilities	9	27,269	5,617
Total non-current liabilities		897,577	939,122
Loans and borrowings	21	15,164	27,341
Lease liabilities	31	4,710	4,857
Short-term bank debt	22	6,391	13,046
Deferred revenue	5	28,277	18,478
Other liabilities	26	69,917	80,672
Trade and other payables	27	240,101	252,765
Derivative financial instruments	29	7,746	6,010
Advance payments from customers	5	51,054	35,091
Current tax liability	9	23,548	10,586
Provisions	25	10,301	17,597
Total current liabilities		457,209	466,443
Total liabilities		1,354,786	1,405,565
Total equity and liabilities		1,872,635	1,699,717

The notes are an integral part of these consolidated financial statements.

CONSOLIDATED STATEMENT OF CHANGES IN EQUITY

In thousands of US dollars	Equity attributable to shareholders of the Company							Non-controlling interests	Total equity
	Issued capital	Share premium	Treasury shares	Other reserves	Retained deficit	Total			
	(note 18)		(note 18)	(note 18)			(note 20)		
Balance at January 1, 2021	831	489,546	(80,165)	(110,593)	(184,139)	115,480	25,790	141,270	
Foreign currency translation	—	—	—	(2,220)	—	(2,220)	(1,361)	(3,581)	
Change in fair value of equity investments classified as fair value through other comprehensive income	—	—	—	2,609	—	2,609	—	2,609	
Loss on cash flow hedges, net of tax	—	—	—	(1,361)	—	(1,361)	(11)	(1,372)	
Actuarial gain (loss), net of tax	—	—	—	15,522	—	15,522	(196)	15,326	
Net gain (loss) recognized through other comprehensive income	—	—	—	14,550	—	14,550	(1,568)	12,982	
Profit for the year	—	—	—	—	13,771	13,771	8	13,779	
Total comprehensive income (loss) for the year	—	—	—	14,550	13,771	28,321	(1,560)	26,761	
Issuance of common shares	74	118,648	—	—	—	118,722	—	118,722	
Purchase of common shares	—	—	(1,210)	—	—	(1,210)	—	(1,210)	
Re-issuance of treasury shares	—	—	1,010	—	135	1,145	—	1,145	
Cancellation of treasury shares	(52)	(54,479)	54,531	—	—	—	—	—	
Equity-settled share-based payments	—	—	—	—	10,028	10,028	—	10,028	
Settlement of share-based payment awards	—	—	9,238	—	(4,934)	4,304	—	4,304	
Transfer to retained deficit	—	—	—	(378)	378	—	—	—	
Change in non-controlling interests	—	—	—	—	(758)	(758)	1,488	730	
Dividend	—	—	—	—	(7,598)	(7,598)	—	(7,598)	
Balance at December 31, 2021	853	553,715	(16,596)	(96,421)	(173,117)	268,434	25,718	294,152	
Balance at January 1, 2022	853	553,715	(16,596)	(96,421)	(173,117)	268,434	25,718	294,152	
Foreign currency translation	—	—	—	(1,631)	—	(1,631)	(2,961)	(4,592)	
Change in fair value of equity investments classified as fair value through other comprehensive income	—	—	—	(267)	—	(267)	—	(267)	
Gain (loss) on cash flow hedges, net of tax	—	—	—	28,548	—	28,548	(4)	28,544	
Actuarial gain, net of tax	—	—	—	25,118	—	25,118	1,276	26,394	
Net gain (loss) recognized through other comprehensive income	—	—	—	51,768	—	51,768	(1,689)	50,079	
Profit for the year	—	—	—	—	187,589	187,589	3,182	190,771	
Total comprehensive income for the year	—	—	—	51,768	187,589	239,357	1,493	240,850	
Purchase of common shares	—	—	(1,504)	—	—	(1,504)	—	(1,504)	
Equity-settled share-based payments	—	—	—	—	5,552	5,552	—	5,552	
Settlement of share-based payment awards	—	—	3,415	—	(3,475)	(60)	—	(60)	
Transfer to retained deficit	—	—	—	(216)	216	—	—	—	
Change in non-controlling interests	—	—	—	—	(1,341)	(1,341)	85	(1,256)	
Dividend	—	—	—	—	(19,885)	(19,885)	—	(19,885)	
Balance at December 31, 2022	853	553,715	(14,685)	(44,869)	(4,461)	490,553	27,296	517,849	

The notes are an integral part of these consolidated financial statements.

CONSOLIDATED STATEMENT OF CASH FLOWS

For the year ended December 31	Note	2022	2021
In thousands of US dollars			
Cash from operating activities			
Profit for the period		190,771	13,779
Adjustments to reconcile net profit to net cash flows:			
Non-cash:			
Income tax expense	9	84,097	8,707
Depreciation and amortization	10, 11	45,299	43,685
Asset impairment expense (reversal)	10, 11	10,597	(711)
Net finance cost	8	30,941	33,602
Share of loss of associates and joint ventures	12	1,250	1,053
Gain on sale or disposal of property, plant and equipment	10	(592)	(65)
Equity-settled share-based payment transactions	24	5,552	10,028
Movement in provisions, pensions, and government grants	23, 25	(11,982)	(10,184)
Working capital and deferred revenue adjustments			
Change in inventories		(72,071)	(82,388)
Change in trade and other receivables		(21,065)	(23,644)
Change in prepayments and other assets		(59,219)	(9,150)
Change in trade payables and other liabilities		21,602	102,889
Change in deferred revenue		7,458	34,835
Other		14	205
Cash generated from operating activities		232,652	122,641
Finance costs paid	8	(27,727)	(22,685)
Finance income received	8	4,438	735
Income tax paid	9	(41,796)	(9,903)
Net cash from operating activities		167,567	90,788
Cash used in investing activities			
Proceeds from sale of property, plant and equipment	10	2,538	1,029
Acquisition of property, plant and equipment and intangibles	10, 11	(174,516)	(162,240)
Acquisitions of subsidiaries	30	—	(458)
Investments in associates and joint ventures	12	(1,250)	(1,000)
Use of restricted cash	16	86,514	115,485
Interest received on restricted cash	10	250	39
Capitalized borrowing cost paid	10	(16,652)	(15,838)
Other		12	30
Net cash used in investing activities		(103,104)	(62,953)
Cash (used in) from financing activities			
Proceeds from issuance of debt	21, 22	82	352,152
Payment of transaction costs related to debt	21	—	(7,630)
Repayment of borrowings	21, 22	(33,863)	(342,781)
Proceeds from issuance of common shares	18	—	123,627
Net repurchase of common shares	18	(1,523)	(2,058)
Dividends paid	18	(19,885)	(7,598)
Payment of lease liabilities	31	(5,101)	(5,313)
Advanced contributions	26	11,000	—
Contributions by non-controlling interests		—	667
Net cash (used in) from financing activities		(49,290)	111,066
Net increase in cash and cash equivalents		15,173	138,901
Cash and cash equivalents at Cash and cash equivalents at January 1		337,877	207,366
Effect of exchange rate fluctuations on cash held		(7,007)	(8,390)
Cash and cash equivalents at Cash and cash equivalents at December 31	17	346,043	337,877

The notes are an integral part of these consolidated financial statements.

NOTES TO THE CONSOLIDATED FINANCIAL STATEMENTS

1. REPORTING ENTITY

The consolidated financial statements of AMG Advanced Metallurgical Group N.V. (herein referred to as “the Company”, “AMG NV” or “AMG”) for the year ended December 31, 2022, were authorized for issuance in accordance with a resolution of the Supervisory Board on March 15, 2023.

AMG is domiciled in the Netherlands. The address of the Company’s registered office is WTC Amsterdam, Toren C, Strawinskylaan 1343, 1077 XX Amsterdam. The consolidated financial statements of the Company as of and for the year ended December 31, 2022, comprise the Company and the companies that comprise its subsidiaries (together referred to as the “Group”) and the Company’s interest in associates and jointly controlled entities.

AMG was incorporated in the Netherlands as a public limited liability company and its outstanding shares are listed on Euronext, Amsterdam, the Netherlands.

No entities in which the Company has less than a 50% interest are consolidated in the Company’s financial statements.

The following table includes all material operating entities in which AMG has an ownership interest. The Company has filed on March 15, 2023 a complete list of entities in which AMG has an ownership interest with the Amsterdam Chamber of Commerce. Additionally, this list can be found on AMG's website.

Name	Country of incorporation	Percentage held (directly or indirectly) by the Company	
		December 31, 2022	December 31, 2021
ALD Thermal Treatment, Inc.	United States	100	100
ALD Tratamientos Termicos S.A. de C.V.	Mexico	100	100
ALD Vacuum Technologies GmbH	Germany	100	100
AMG Aluminum UK Limited	United Kingdom	100	100
AMG Brazil S.A.	Brazil	100	100
AMG Vanadium LLC	United States	100	100
GfE Gesellschaft für Elektrometallurgie GmbH	Germany	100	100
GfE Metalle und Materialien GmbH	Germany	100	100
Graphit Kropfmühl GmbH	Germany	60	60
AMG Aluminum North America, LLC	United States	100	100
AMG Chrome Limited	United Kingdom	100	100
RW Silicium GmbH	Germany	100	100
Société Industrielle et Chimique de l'Aisne S.A.S.	France	100	100
VACUHEAT GmbH	Germany	100	100

Graphit Kropfmühl GmbH, GK Bergbau GmbH, RW Silicium GmbH, AMG Mining GmbH, ALD Vacuum Technologies GmbH and VACUHEAT GmbH intent to exercise the exemption of Sec. 264 (3) HGB "Handelsgesetzbuch".

As of December 31, 2022, there were 3,423 employees at the Company (2021: 3,309). There were 3 employees located in the Netherlands as of December 31, 2022 (2021: 3). All other employees are located outside the Netherlands.

2. BASIS OF PREPARATION

(A) STATEMENT OF COMPLIANCE

EU law (IAS Regulation EC 1606/2002) requires that the annual consolidated financial statements of the Company for the year ending December 31, 2022, be prepared in accordance with accounting standards adopted and endorsed by the European Union ("EU") further to the IAS Regulation (EC 1606/2002) (further referred to as "IFRS, as endorsed by the EU").

The consolidated financial statements of AMG NV and its subsidiaries have been prepared in accordance with International Financial Reporting Standards ("IFRS") as of December 31, 2022, as endorsed by the EU and article 2.362.9 of the Netherlands Civil Code.

(B) BASIS OF MEASUREMENT

The consolidated financial statements have been prepared on the historical cost basis except for the following items, which are measured on an alternative basis on each reporting date. The methods used to measure fair values are discussed further in note 3.

Derivative financial instruments	Fair value
Non-derivative financial instruments at fair value through profit or loss	Fair value
Non-derivative financial instruments, including restricted cash, at fair value through other comprehensive income	Fair value
Net defined benefit (asset) liability	Fair value of plan assets less the present value of the defined benefit obligation, limited as explained in note 3

(C) MEASUREMENT OF FAIR VALUES

A number of the Company's accounting policies and disclosures require the measurement of fair values, for both financial and non-financial assets and liabilities. The Company has an established control framework with respect to the measurement of fair values. This includes overseeing all significant fair value measurements, including Level 3 fair values.

The Company regularly reviews significant unobservable inputs and valuation adjustments. If third party information, such as broker quotes or pricing services, is used to measure fair values, then the Company assesses the evidence obtained from the third parties to support the conclusion that these valuations meet the requirements of IFRS, including the level in the fair value hierarchy in which the valuations should be classified.

Significant valuation issues are reported to the Company's audit committee.

When measuring the fair value of an asset or a liability, the Company uses observable market data as far as possible.

Fair values are categorized into different levels in a fair value hierarchy based on the inputs used in the valuation techniques as follows:

Level 1: quoted prices (unadjusted) in active markets for identical assets or liabilities;

Level 2: inputs other than quoted prices included in Level 1 that are observable for the asset or liability, either directly (i.e. as prices) or indirectly (i.e. derived from prices); and

Level 3: inputs for the asset or liability that are not based on observable market data (unobservable inputs).

If the inputs used to measure the fair value of an asset or a liability fall into different levels of the fair value hierarchy, then the fair value measurement is categorized in its entirety in the same level of the fair value hierarchy as the lowest level input that is significant to the entire measurement.

The Company recognizes transfers between levels of the fair value hierarchy at the end of the reporting period during which the change has occurred.

Further information about the assumptions made in measuring fair values is included in the following notes:

- note 12 – measurement of other investments
- note 24 – share-based payments
- note 29 – measurement of financial instruments
- note 30 – business combination

(D) USE OF ESTIMATES AND JUDGMENTS

The preparation of financial statements requires management to make judgments, estimates and assumptions that affect the application of accounting policies and the reported amounts of assets, liabilities, income and expenses. Actual results may differ from these estimates.

Estimates and underlying assumptions are reviewed on an ongoing basis. Revisions to accounting estimates are recognized in the period in which the estimate is revised and in any future periods affected.

Key uses of judgments

Information related to critical judgments made in applying accounting policies that have the most significant effects on the amounts recognized in the Company's consolidated financial statements are included in the following notes:

- notes 3 and 5 – Revenue from contracts with customers: determination of revenue recognition from furnace construction contracts
- notes 3 and 12 - other investments: whether the Company has significant influence over an equity-accounted investee
- notes 3 and 31 – Leases: determination of the lease term for some lease contracts which include renewal options

Assumptions and estimation uncertainty

Information about assumptions and estimation uncertainties that may have a significant risk of resulting in a material adjustment to the carrying amounts of assets and liabilities within the next financial year are included in the following notes:

- note 9 – Income tax: recognition of income taxes and deferred tax assets
- note 10 – Property, plant and equipment: determination of useful lives of mining-related assets
- note 11 – Goodwill and other intangible assets: measurement of the recoverable amounts of assets and cash-generating units for purposes of impairment testing
- note 12 – Other investments; the assumptions and model used to determine fair value
- note 23 – Employee benefits: measurement of plan obligations and actuarial assumptions
- note 24 – Share-based payments: the assumptions and model used to determine fair value
- note 25 – Provisions: determination of amounts recorded based on expected payments and any regulatory framework
- note 29 – Financial instruments: fair value determination based on present value of future cash flows
- note 30 – Acquisition of subsidiary: fair value of the assets acquired and liabilities assumed
- note 33 – Contingencies: recognition and measurement of contingencies and judgments about the likelihood and magnitude of potential resource outflows

3. SIGNIFICANT ACCOUNTING POLICIES

These consolidated financial statements as of December 31, 2022, present the consolidated financial position, results of operations and cash flows of the Company and its subsidiaries. The Company has consistently applied the following accounting policies to all periods presented in these consolidated financial statements.

(A) BASIS OF CONSOLIDATION

(i) Business combinations

The Company accounts for business combinations using the acquisition method once control is gained by the Company. Consideration transferred and separately identifiable net assets acquired in the acquisition are measured at fair value. Consideration transferred does not include amounts related to the settlement of pre-existing relationships, which are recognized in profit or loss. Any goodwill that arises is tested annually for impairment. In the event of a bargain purchase, any gain is recognized in the income statement immediately. Transaction costs are expensed as incurred, unless related to the issuance of debt or equity securities.

Contingent consideration is measured at fair value at the date of acquisition. If an obligation to pay contingent consideration meets the definition of a financial instrument classified as equity, then it is not remeasured, and settlement is accounted for within equity. Other contingent consideration is remeasured at fair value at each reporting date, with subsequent changes in the fair value of the contingency being recognized through profit or loss.

(ii) Subsidiaries

Subsidiaries are entities controlled by the Company. The Company controls an entity when it is exposed to, or has rights to, variable returns from its involvement with the entity and has the ability to affect those returns through its power over the entity. The financial statements of subsidiaries are included in the consolidated financial statements from the date on which control commences until the date on which control ceases.

(iii) Non-controlling interests

Non-controlling interests are measured at their proportionate share of the acquiree's identifiable net assets at the date of acquisition.

Changes in the Company's interest in a subsidiary that do not result in a loss of control are accounted for as equity transactions.

(iv) Loss of control

When the Company loses control over a subsidiary, it derecognizes the assets and liabilities of the subsidiary, and any related non-controlling interest and other components of equity. Any resulting gain or loss is recognized in profit or loss. Any interest retained in the former subsidiary is measured at fair value when control is lost.

(v) Interests in equity-accounted investees

The Company's interests in equity-accounted investees comprise interests in associates and joint ventures.

Associates are those entities in which the Company has significant influence, but not control or joint control, over the financial and operating policies. A joint venture is an arrangement in which the Company has joint control, whereby the Company has rights to the net assets of the arrangement, rather than rights to its assets and obligations for its liabilities.

Interests in associates and joint ventures are accounted for using the equity method. They are initially recognized at cost, including transaction costs. Subsequent to initial recognition, the consolidated financial statements include the Company's share of the profit or loss and OCI of equity-accounted investees in accordance with the Company's accounting policies, until the date on which significant influence or joint control ceases.

(vi) Transactions eliminated on consolidation

Intergroup balances and transactions, and any unrealized income and expenses arising from intergroup transactions, are eliminated. Unrealized gains arising from transactions with equity-accounted investees are eliminated against the investment to the extent of the Company's interest in the investee. Unrealized losses are eliminated similarly, to the extent there is no evidence of impairment.

(B) FOREIGN CURRENCY

(i) Functional and presentation currency

These consolidated financial statements are presented in US dollars (\$), which is the Company's functional and presentation currency.

All financial information is presented in US dollars and has been rounded to the nearest thousand, unless otherwise stated.

The local currency is the functional currency for the Company's significant operations outside the United States (US), except operations in the UK and Brazil, where the US dollar is used as the functional currency. The determination of functional currency is based on appropriate economic and management indicators.

(ii) Foreign currency transactions

Transactions in foreign currencies are translated to the respective functional currencies of the Company's entities at exchange rates at the dates of the transactions. Monetary assets and liabilities denominated in foreign currencies are retranslated at the functional currency rate of exchange at the reporting date. Non-monetary assets and liabilities that are measured at fair value in a foreign currency are translated into the functional currency at the exchange rate when the fair value was determined. Non-monetary items that are measured based on historical cost in a foreign currency are translated at the exchange rate at the date of the transaction. Foreign currency differences arising from the translation of monetary assets and liabilities denominated in a foreign currency are recognized in profit or loss.

Foreign currency differences arising from the translation of the following items are recognized in other comprehensive income:

- Equity investments classified as fair value through other comprehensive income (except on impairment, in which case foreign currency differences that have been recognized in other comprehensive income are reclassified to profit or loss);
- A financial liability designated as a hedge of the net investment in a foreign operation to the extent that the hedge is effective; and
- Qualifying cash flow hedges to the extent that the hedges are effective.

(iii) Foreign operations

The assets and liabilities of foreign operations, including goodwill and fair value adjustments arising on acquisition, are translated to US dollars at exchange rates at the reporting date. The income and expenses of foreign operations are translated to US dollars at the average exchange rates calculated at the reporting date.

Foreign currency differences arising from the translation of foreign operations are recognized in other comprehensive income and accumulated in the foreign currency translation reserve, except to the extent that the translation difference is allocated to non-controlling interest. When a foreign operation is disposed of, in its entirety or partially such that control, significant influence, or joint control is lost, the cumulative amount in the translation reserve

related to that foreign operation is reclassified to profit or loss as part of the gain or loss on disposal. If the Company disposes of part of its interest in a subsidiary but retains control, then the relevant proportion of the cumulative amount is reattributed to non-controlling interest. When the Company disposes of only part of an associate or joint venture while retaining significant influence or joint control, the relevant proportion of the cumulative amount is reclassified to profit or loss.

(C) REVENUE FROM CONTRACTS WITH CUSTOMERS

(i) Goods sold

The Company's contracts for goods sold typically contain a single performance obligation. The timing of when a customer obtains control over goods sold varies depending on the individual terms of the sales agreement. In satisfying the Company's performance obligation to its customers, transfer of control typically occurs when title and risk of loss pass to the customer. In the case of export sales, control of the goods sold may pass when the product reaches a foreign port. Invoices are generally issued according to contractual terms and are usually payable within 30-90 days. The transaction price of goods sold is typically based on contractual terms or market pricing and is not subject to variable consideration.

(ii) Furnace construction contracts

Furnace construction contract revenue results from the design, engineering and construction of advanced vacuum furnace systems in the AMG Technologies segment. These furnaces are constructed based on specifically negotiated contracts with customers. Contract revenues includes the initial amount agreed in the contract plus any variations in contract work, claims and incentive payments, to the extent that it is probable that they will result in revenue and can be measured reliably. Invoices are generally issued according to contractual terms and are usually payable within 30-90 days.

The performance obligations in the Company's furnace construction contracts are mainly recognized over time. The Company's furnace construction contracts require the Company to develop highly specialized assets that meet the customer's specific needs. The assets do not have an alternative use to the Company, and the Company has a legal right to payment for its services rendered to date for all furnace construction arrangements. The Company recognizes contract revenue over time in proportion to the stage of completion of the contract. The stage of completion is assessed with reference to costs incurred to date and estimated total cost. Otherwise, contract revenue is recognized only to the extent of contract costs incurred that are likely to be recoverable.

Contract expenses are recognized as incurred unless they create an asset related to future contract activity. An expected loss on a contract is recognized immediately in profit or loss.

Amounts expected to be collected from customers for contract work performed is measured at costs incurred plus profits recognized to date, less progress billings and recognized losses.

In the statement of financial position, construction contracts in progress for which costs incurred plus recognized profits exceed progress billings and recognized losses are presented as trade and other receivables. Contracts for which progress billings and recognized losses exceed costs incurred plus recognized profits are presented as deferred revenues and included with advanced payments.

(iii) Heat treatment services

The Company offers heat treatment services on a tolling basis using its internally developed furnace and process technology that is owned and operated by the AMG Technologies segment. The Company's performance obligations under these tolling contracts require the Company to apply this technology to the customer's materials at a contractually agreed upon cost per unit. The Company recognizes revenues for heat treatment services completed to date that the Company has a contractual right to invoice its customers for the related services.

(iv) Processing services

Within the AMG Clean Energy Materials segment, the Company performs services to convert spent refinery catalyst and other vanadium-bearing residues into ferrovanadium and a ferronickel-molybdenum alloy. These metals are reclaimed from spent catalyst using the Company's proprietary roasting and pyrometallurgical processes. The reclaimed metals are then sold to the carbon and stainless-steel industries. The Company's performance obligations under these contracts require the Company to process the materials and reclaim the metals at a contractually agreed upon cost per unit. The Company recognizes revenues at a point in time for processing services completed to date to the extent that the Company has a contractual right to invoice its customers for the related services. Processing fees can be subject to adjustments based on the market prices of the reclaimed metals for a period up to three months after roasting. To account for this potential volatility in the processing fee revenue, the Company defers a portion of its processing fee revenue until the uncertainty related to the metal prices is resolved in accordance with the variable consideration policy noted below. The deferral is determined taking into account the historical volatility of the metal prices relative to the market price at the reporting date.

(v) Commissions

If the Company acts in the capacity of an agent rather than as the principal in a transaction, then the revenue recognized is the net amount of commission made by the Company.

(vi) Warranty obligations

The Company typically provides warranties for general repairs of defects that existed at the time of sale, as required by law. These assurance-type warranties are not considered to be separate performance obligations and are accounted for under IAS 37 Provisions, Contingent Liabilities and Contingent Assets as described in our accounting policy for provisions.

(vii) Variable consideration

If the consideration in a contract includes a variable amount, the Company estimates the amount of consideration to which it will be entitled in exchange for providing services or for transferring the goods to the customer. The variable consideration is estimated at contract inception and constrained until it is highly probable that a significant revenue reversal in the amount of cumulative revenue recognized will not occur when the associated uncertainty with the variable consideration is subsequently resolved.

(D) FINANCE INCOME AND COST

Finance income comprises interest income on funds invested, changes in the discount on provisions, foreign currency gains and gains on derivatives and hedging instruments. Interest income is recognized as it is earned, using the effective interest method.

Finance cost comprises interest expense on borrowings and interest rate caps and swaps, amendment fees on borrowings, amortization of loan issuance costs, interest expense on lease liabilities, commitment fees on borrowings, changes in the discount on provisions, interest on tax liabilities, foreign currency losses, losses on derivatives and hedging instruments, fees for letters of credit/guarantees, interest for accounts receivable factoring and any loss recorded on debt extinguishment. All transaction costs are recognized in profit or loss using the effective interest method when the costs are related to actual borrowings on the facility or using the straight-line method when they are related to the revolving credit facility.

(E) INCOME TAX EXPENSE

Income tax expense comprises current and deferred tax.

It is recognized in profit or loss except to the extent that it relates to a business combination, or items recognized directly in equity or in other comprehensive income.

Interest and penalties related to income taxes, including uncertain tax treatments, are accounted for under IAS 37 Provisions, Contingent Liabilities and Contingent Assets.

(i) Current tax

Current tax comprises the expected tax payable or receivable on the taxable income or loss for the year and any adjustment to the tax payable or receivable in respect of previous years. The amount of current tax payable or receivable is the best estimate of the tax amount expected to be paid or received that reflects uncertainty related to income taxes, if any. It is measured using tax rates enacted or substantively enacted at the reporting date. Current tax also includes any tax arising from dividends.

Current tax assets and liabilities are offset only if allowable in the related tax jurisdiction.

(ii) Deferred tax

Deferred tax is recognized in respect of temporary differences between the carrying amounts of assets and liabilities for financial

reporting purposes and the amounts used for taxation purposes. Deferred tax is not recognized for:

- temporary differences on the initial recognition of assets or liabilities in a transaction that is not a business combination and that affects neither accounting nor taxable profit or loss;
- temporary differences related to investments in subsidiaries, associates and joint ventures to the extent that the Company is able to control the timing of the reversal of the temporary differences and it is probable that they will not reverse in the foreseeable future; and
- taxable temporary differences arising on the initial recognition of goodwill.

Deferred tax assets are recognized for unused tax losses, unused tax credits and deductible temporary differences to the extent that it is probable that future taxable profits will be available against which they can be used. Future taxable profits are determined based on business plans for individual subsidiaries in the Company and the reversal of temporary differences. If the amount of taxable temporary differences is insufficient to recognize a deferred tax asset in full, then future taxable profits, adjusted for reversals of existing temporary differences, are considered, based on the business plans for individual subsidiaries in the Company. Deferred tax assets are reviewed at each reporting date and are reduced to the extent that it is no longer probable that the related tax benefit will be realized; such reductions are reversed when the probability of future taxable profits improves.

Unrecognized deferred tax assets are reassessed at each reporting date and recognized to the extent that it has become probable that future taxable profits will be available against which they can be used.

Deferred tax is measured at the tax rates that are expected to be applied to temporary differences when they reverse, using tax rates enacted or substantively enacted at the reporting date.

The measurement of deferred tax reflects the tax consequences that would follow from the manner in which the Company expects, at the reporting date, to recover or settle the carrying amount of its assets and liabilities.

Deferred tax assets and liabilities are offset generally when they arise in the same tax jurisdiction.

(iii) Sales and other taxes

Revenues, expenses and assets are recognized net of the amount of sales tax except:

- where the sales tax incurred on a purchase of assets or services is not recoverable from the taxation authority, in which case the sales tax is recognized as part of the cost of acquisition of the asset or as part of the expense item as applicable; and
- receivables and payables that are stated with the amount of sales tax included.

The net amount of sales tax recoverable from, or payable to, the taxation authority is included as part of receivables or payables in the statement of financial position.

Additional income taxes that arise from the distribution of dividends are recognized at the same time as the liability to pay the related dividend is recognized.

(F) GOVERNMENT GRANTS

Grants that compensate the Group for expenses incurred are recognized in profit or loss as other income on a systematic basis in the periods in which the expenses are recognized, unless the condition for receiving the grant are met after the related expenses have been recognized. In this case, the grant is recognized when it becomes receivable.

(G) FINANCIAL INSTRUMENTS

A financial instrument is any contract that gives rise to a financial asset of one entity and a financial liability or equity instrument of another entity.

(i) Financial assets Initial recognition and measurement

Financial assets are classified, at initial recognition, as subsequently measured at amortized cost, fair value through other comprehensive income (OCI), or fair value through profit or loss.

The classification of financial assets at initial recognition depends on the financial asset's contractual cash flow characteristics and the Company's business model for managing them. The Company initially measures a financial asset at its fair value plus, in the case of a financial asset not at fair value through profit or loss, transaction costs. Trade receivables that do not contain a significant financing component or for which the Company has applied the practical expedient are measured at the transaction price as disclosed in section (c) Revenue from contracts with customers.

In order for a financial asset to be classified and measured at amortized cost or fair value through OCI, it needs to give rise to cash flows that are 'solely payments of principal and interest (SPPI)' on the principal amount outstanding. This assessment is referred to as the SPPI test and is performed at an instrument level. Financial assets with cash flows that are not SPPI are classified and measured at fair value through profit or loss, irrespective of the business model.

The Company's business model for managing financial assets refers to how it manages its financial assets in order to generate cash flows. The business model determines whether cash flows will result from collecting contractual cash flows, selling the financial assets, or both. Financial assets classified and measured at amortized cost are held within a business model with the objective to hold financial assets in order to collect contractual cash flows while financial assets classified and measured at fair value through OCI are held within a business model with the objective of both holding to collect contractual cash flows and selling.

Purchases or sales of financial assets that require delivery of assets within a time frame established by regulation or convention in the marketplace (regular way trades) are recognized on the trade date, i.e., the date that the Company commits to purchase or sell the asset.

Subsequent measurement

For purposes of subsequent measurement, financial assets are classified in four categories:

- Financial assets at amortized cost (debt instruments)
- Financial assets designated at fair value through OCI with no recycling of cumulative gains and losses upon derecognition (equity instruments)
- Financial assets at fair value through profit or loss

Financial assets at amortized cost (debt instruments)

Financial assets at amortized cost are subsequently measured using the effective interest method and are subject to impairment. Gains and losses are recognized in profit or loss when the asset is derecognized, modified or impaired.

The Company's financial assets at amortized cost includes trade receivables.

Financial assets designated at fair value through OCI (equity instruments)

Upon initial recognition, the Company can elect to classify irrevocably its equity investments as equity instruments designated at fair value through OCI when they meet the definition of equity under IAS 32 Financial Instruments: Presentation and are not held for trading. The classification is determined on an instrument-by-instrument basis.

Gains and losses on these financial assets are never recycled to profit or loss. Dividends are recognized as other income in profit or loss when the right of payment has been established, except when the Company benefits from such proceeds as a recovery of part of the cost of the financial asset, in which case, such gains are recorded in OCI. Equity instruments designated at fair value through OCI are not subject to impairment assessment.

The Company elected to classify its other investments (note 12) under this category.

Financial assets at fair value through profit or loss

Financial assets at fair value through profit or loss are carried in the statement of financial position at fair value with net changes in fair value recognized in profit or loss.

This category includes the Company's derivative instruments that have not been designated for hedge accounting.

A derivative embedded in a hybrid contract, with a financial liability or non-financial host, is separated from the host and accounted for as a separate derivative if: the economic characteristics and risks are not closely related to the host; a separate instrument with the same terms as the embedded derivative would meet the definition of a derivative; and the hybrid contract is not measured at fair

value through profit or loss. Embedded derivatives are measured at fair value with changes in fair value recognized in profit or loss. Reassessment only occurs if there is either a change in the terms of the contract that significantly modifies the cash flows that would otherwise be required or a reclassification of a financial asset out of the fair value through profit or loss category. The Company does not currently have any embedded derivatives that are accounted for separately from the host.

Derecognition

A financial asset (or, where applicable, a part of a financial asset or part of a group of similar financial assets) is primarily derecognized (i.e., removed from the Company's consolidated statement of financial position) when the rights to receive cash flows from the asset have expired or when the Company has transferred its rights to receive cash flows from the asset or has assumed an obligation to pay the received cash flows in full without material delay to a third party under a 'pass-through' arrangement. In order for a pass-through arrangement to qualify for derecognition, the Company must have transferred substantially all the risks and rewards of the asset, or the Company has neither transferred nor retained substantially all the risks and rewards of the asset, but has transferred control of the asset.

When the Company has transferred its rights to receive cash flows from an asset or has entered into a pass-through arrangement, it evaluates if, and to what extent, it has retained the risks and rewards of ownership. When it has neither transferred nor retained substantially all of the risks and rewards of the asset, nor transferred control of the asset, the Company continues to recognize the transferred asset to the extent of its continuing involvement. In that case, the Company also recognizes an associated liability. The transferred asset and the associated liability are measured on a basis that reflects the rights and obligations that the Company has retained.

Continuing involvement that takes the form of a guarantee over the transferred asset is measured at the lower of the original carrying amount of the asset and the maximum amount of consideration that the Company could be required to repay.

Impairment

The Company recognizes an allowance for expected credit losses ("ECL's") for all debt instruments not held at fair value through profit or loss. ECL's are based on the difference between the contractual cash flows due in accordance with the contract and all the cash flows that the Company expects to receive, discounted at an approximation of the original effective interest rate. The expected cash flows will include cash flows from the sale of collateral held or other credit enhancements that are integral to the contractual terms.

ECL's are recognized in two stages. For credit exposures for which there has not been a significant increase in credit risk since initial recognition, ECL's are provided for credit losses that result from default events that are possible within the next 12 months (a

12-month ECL). For those credit exposures for which there has been a significant increase in credit risk since initial recognition, a loss allowance is required for credit losses expected over the remaining life of the exposure, irrespective of the timing of the default (a lifetime ECL).

For trade receivables and contract assets, the Company applies a simplified approach in calculating ECL's. Therefore, the Company does not track changes in credit risk, but instead recognizes a loss allowance based on lifetime ECL's at each reporting date. The Company has established an allowance matrix that is based on its historical credit loss experience, adjusted for forward-looking factors specific to the debtors and the economic environment.

The Company considers a financial asset to be in default when internal or external information indicates that the Company is unlikely to receive the outstanding contractual amounts in full before considering any credit enhancements held by the Company. A financial asset is written-off when there is no reasonable expectation of recovering the contractual cash flows.

(ii) Financial liabilities Initial recognition and measurement

Financial liabilities are classified, at initial recognition, as financial liabilities at fair value through profit or loss, loans and borrowings, payables, or as derivatives designated as hedging instruments in an effective hedge, as appropriate.

All financial liabilities are recognized initially at fair value and, in the case of loans and borrowings and payables, net of directly attributable transaction costs.

The Company's financial liabilities include trade and other payables, loans and borrowings, short-term bank debt and derivative financial instruments.

Subsequent measurement

For purposes of subsequent measurement, financial liabilities are classified in two categories:

- Financial liabilities at fair value through profit or loss
- Financial liabilities at amortized cost (loans and borrowings)

Financial liabilities at fair value through profit or loss

Financial liabilities at fair value through profit or loss include financial liabilities held for trading and financial liabilities designated upon initial recognition as at fair value through profit or loss.

Financial liabilities are classified as held for trading if they are incurred for the purpose of repurchasing in the near term. This category also includes derivative financial instruments entered into by the Company that are not designated as hedging instruments in hedge relationships as defined by IFRS 9. Separated embedded derivatives are also classified as held for trading unless they are designated as effective hedging instruments.

Gains or losses on liabilities held for trading are recognized in profit or loss.

Financial liabilities designated upon initial recognition at fair value through profit or loss are designated at the initial date of

recognition, and only if the criteria in IFRS 9 are satisfied. The Company has not designated any financial liability as at fair value through profit or loss.

Financial liabilities at amortized cost (loans and borrowings)

This is the category most relevant to the Company. After initial recognition, interest-bearing loans and borrowings are subsequently measured at amortized cost using the effective interest rate method. Gains and losses are recognized in profit or loss when the liabilities are derecognized as well as through the effective interest rate amortization process.

Amortized cost is calculated by taking into account any discount or premium on acquisition and fees or costs that are an integral part of the effective interest rate. The effective interest rate amortization is included as finance costs in the income statement.

This category generally applies to interest-bearing loans and borrowings (note 21) and short-term bank debt (note 22).

Derecognition

A financial liability is derecognized when the obligation under the liability is discharged or cancelled or expires. When an existing financial liability is replaced by another from the same lender on substantially different terms, or the terms of an existing liability are substantially modified, such an exchange or modification is treated as the derecognition of the original liability and the recognition of a new liability. The difference in the respective carrying amounts is recognized in profit or loss.

(iii) Offsetting of financial instruments

Financial assets and financial liabilities are offset and the net amount is reported in the consolidated statement of financial position if there is a currently enforceable legal right to offset the recognized amounts and there is an intention to settle on a net basis, to realize the assets and settle the liabilities simultaneously.

(iv) Derivative financial instruments and hedge accounting

The Company uses derivative financial instruments, such as forward currency contracts, interest rate caps and swaps and forward commodity contracts, to hedge its foreign currency risks, interest rate risks and commodity price risks, respectively. Derivative instruments, which include physical contracts that do not meet the own use exemption, are initially recognized at fair value when the Company becomes a party to the contractual provisions of the instrument and are subsequently remeasured to fair value at the end of each reporting period. Derivatives are carried as financial assets when the fair value is positive and as financial liabilities when the fair value is negative.

The Company designates derivatives as hedging instruments to hedge the variability in cash flows associated with highly probable forecast transactions arising from changes in foreign exchange rates, commodity prices and interest rates.

At inception of designated hedging relationships, the Company documents the risk management objective and strategy for undertaking the hedge. The Company also documents the

economic relationship between the hedged item and the hedging instrument, including whether the changes in cash flows of the hedged item and hedging instrument are expected to offset each other.

Cash flow hedges

When a derivative is designated as a cash flow hedging instrument, the effective portion of changes in the fair value of the derivative is recognized in other comprehensive income and accumulated in the hedging reserve. The effective portion of changes in fair value of the derivative that is recognized in other comprehensive income is limited to the cumulative change in fair value of the hedged item, determined on a present value basis, from inception of the hedge. Any ineffective portion of changes in the fair value of the derivative is recognized immediately in profit or loss.

The Company designates only the change in fair value of the spot element of forward exchange contracts as the hedging instrument in cash flow hedging relationships. The change in fair value of the forward element of forward exchange contracts is separately accounted for as a cost of hedging and recognized in a cost of hedging reserve within equity.

When the hedged forecast transaction subsequently results in the recognition of a non-financial item such as inventory, the amount accumulated in the hedging reserve and the cost of hedging reserve is included directly in the initial cost of the non-financial item when it is recognized.

For all other hedged forecast transactions, the amount accumulated in the hedging reserve and the cost of hedging reserve is reclassified to profit or loss in the same period or periods during which the hedged expected future cash flows affect profit or loss.

If the hedge no longer meets the criteria for hedge accounting or the hedging instrument is sold, expires, is terminated or is exercised, then hedge accounting is discontinued prospectively. When hedge accounting for cash flow hedges is discontinued, the amount that has been accumulated in the hedging reserve remains in equity until, for a hedge of a transaction resulting in the recognition of a non-financial item, it is included in the non-financial item's cost on its initial recognition or, for other cash flow hedges, it is reclassified to profit or loss in the same period or periods as the hedged expected future cash flows affect profit or loss.

If the hedged future cash flows are no longer expected to occur, then the amounts that have been accumulated in the hedging reserve and the cost of hedging reserve are immediately reclassified to profit or loss.

(H) SHARE CAPITAL

(i) Ordinary shares

Incremental costs directly attributable to the issue of ordinary shares, net of any tax effects, are recognized as a deduction from equity. Income tax relating to transaction costs of an equity transaction is accounted for in accordance with IAS 12.

(ii) Repurchase and reissue of ordinary shares (treasury shares)

When shares recognized as equity are repurchased, the amount of the consideration paid, which includes directly attributable costs, net of any tax effects, is recognized as a deduction from equity. Repurchased shares are classified as treasury shares and are presented in the treasury share reserve. When treasury shares are sold or reissued subsequently, the amount received is recognized as an increase in equity, and the resulting surplus or deficit on the transaction is presented within share premium.

(I) EMPLOYEE BENEFITS

(i) Short-term benefits

Short-term employee benefits are expensed as the related service is provided. A liability is recognized for the amount expected to be paid if the Company has a present legal or constructive obligation to pay this amount as a result of past service provided by the employee and the obligation can be estimated reliably.

(ii) Share-based payment transactions

The grant date fair value of equity-settled share-based payment arrangements granted to employees is generally recognized as an expense, with a corresponding increase in equity, over the vesting period of the awards. The amount recognized as an expense is adjusted to reflect the number of awards for which the related service and non-market performance conditions are expected to be met, such that the amount ultimately recognized is based on the number of awards that meet the related service and non-market performance conditions at the vesting date. For share-based payment awards with market and non-vesting conditions, the grant date fair value of the share-based payment is measured to reflect such conditions and there is no true-up for differences between expected and actual outcomes.

(iii) Defined contribution plans

Obligations for contributions to defined contribution plans are expensed as the related service is provided. Prepaid contributions are recognized as an asset to the extent that a cash refund or a reduction in future payments is available.

(iv) Defined benefit plans

The Company's net obligation in respect of defined benefit plans is calculated separately for each plan by estimating the amount of future benefit that employees have earned in the current and prior periods, discounting that amount and deducting the fair value of any plan assets.

The calculation of defined benefit obligations is performed annually by a qualified actuary using the projected unit credit method. When the calculation results in a potential asset for the Company, the recognized asset is limited to the present value of economic benefits available in the form of any future refunds from the plan or reductions in future contributions to the plan. To calculate the present value of economic benefits, consideration is given to any applicable minimum funding requirements.

Remeasurements of the net defined benefit liability, which comprise actuarial gains and losses, the return on plan assets (excluding interest) and the effect of the asset ceiling (if any, excluding interest), are recognized immediately in other comprehensive income. The Company determines the net interest expense (income) on the net defined benefit liability (asset) for the period by applying the discount rate used to measure the defined benefit obligation at the beginning of the annual period to the then net defined benefit liability (asset), taking into account any changes in the net defined benefit liability (asset) during the period as a result of contributions and benefit payments. Net interest expense and other expenses related to defined benefit plans are recognized in profit or loss.

When the benefits of a plan are changed or when a plan is curtailed, the resulting change in benefit that relates to past service or the gain or loss on curtailment is recognized immediately in profit or loss. The Company recognizes gains and losses on the settlement of a defined benefit plan when the settlement occurs.

(v) Other long-term employee benefits

The Company's net obligation in respect of long-term employee benefits is the amount of future benefit that employees have earned in return for their service in the current and prior periods. That benefit is discounted to determine its present value. Remeasurements are recognized in profit or loss in the period in which they arise.

(vi) Termination benefits

Termination benefits are expensed at the earlier of when the Company can no longer withdraw the offer of those benefits and when the Company recognizes costs for a restructuring. If benefits are not expected to be settled wholly within 12 months of the reporting date, then they are discounted.

(J) PROPERTY, PLANT AND EQUIPMENT

(i) Recognition and measurement

Items of property, plant and equipment are measured at cost, which includes capitalized borrowing costs, less accumulated depreciation and any accumulated impairment losses.

Costs associated with developing mine reserves are recognized in property, plant and equipment when they are established as commercially viable. These costs can include amounts that were previously recognized as intangible assets during the evaluation phase of the mine development.

Borrowing costs directly attributable to the acquisition, construction or production of an asset that necessarily takes a substantial period of time to get ready for its intended use or sale are capitalized as part of the cost of the respective assets. All other borrowing costs are expensed in the period they occur. Borrowing costs consist of interest and other costs that an entity incurs in connection with the borrowing of funds.

If significant parts of an item of property, plant and equipment have different useful lives, then they are accounted for as separate items (major components) of property, plant and equipment.

Any gain or loss on disposal of an item of property, plant and equipment is recognized in profit or loss.

(ii) Subsequent expenditures

Subsequent expenditure is capitalized only if it is probable that the future economic benefits associated with the expenditure will flow to the Company.

(iii) Depreciation

Depreciation is calculated to write-off the cost of items of property, plant and equipment less their estimated residual values using the straight-line method over their estimated useful lives and is generally recognized in the income statement. Land is not depreciated.

The estimated useful lives of property, plant and equipment for current and comparative periods are as follows:

• mining costs	4-20 years
• buildings and improvements	2-50 years
• machinery and equipment	2-20 years
• furniture and fixtures	2-15 years

Depreciation methods, useful lives and residual values are reviewed at each reporting date and adjusted if appropriate.

The depreciation of mining costs is linked to production levels. Therefore, these assets are amortized using a units of production basis. The Company's mine in Brazil is currently the only mine asset being depreciated using this basis and approximates a 19-year remaining life of the mine based on updated geology studies. Other mining assets are depreciated on a straight-line basis ranging from 4-20 years, depending on useful life.

(K) GOODWILL AND OTHER INTANGIBLE ASSETS

(i) Goodwill

Goodwill arising on the acquisition of subsidiaries is measured at cost less accumulated impairment losses.

(ii) Research and development

Expenditure on research activities is recognized in profit or loss when incurred.

Development expenditures are capitalized if and only if the following criteria are met:

- the expenditure can be measured reliably;
- the product or process is technically and commercially feasible;
- future economic benefits are probable; and
- the Company intends to and has sufficient resources to complete development and to use or sell the asset.

Research and development costs that do not qualify as assets are shown within selling, general and administrative expenses in the income statement. Subsequent to initial recognition, development expenditure is measured at cost less accumulated amortization and any accumulated impairment losses.

(iii) Mining assets

Mining assets which are included in intangible assets include exploration, evaluation and development expenditures. See significant accounting policies section (k) for additional information on the accounting for mining assets.

(iv) Other intangible assets

Other intangible assets, including software, customer relationships, patents and trademarks that are acquired by the Company and have finite useful lives are measured at cost less accumulated amortization and any accumulated impairment losses.

(v) Subsequent expenditure

Subsequent expenditure is capitalized only when it increases the future economic benefits embodied in the specific asset to which it relates. All other expenditure, including expenditure on internally generated goodwill, is recognized in the income statement as incurred.

(vi) Amortization

Amortization is calculated to write-off the cost of intangible assets less their estimated residual values using the straight-line method over their estimated useful lives, and is generally recognized in profit or loss. Goodwill is not amortized. Amortization methods, useful lives and residual values are reviewed at each reporting date and adjusted if appropriate.

The estimated useful lives for current and comparative periods are based on expected futures sales for the related asset and are as follows:

• customer relationships	5-15 years
• development costs	8-15 years
• machinery and equipment	9-12 years
• mining assets	2-20 years

(L) INVENTORIES

Inventories are measured at the lower of cost and net realizable value. The cost of inventories is determined based on the average cost and specific identification methods, and includes expenditures incurred in acquiring the inventories and bringing them to their existing location and condition. In the case of finished goods inventory and work in process, cost includes materials and labor as well as an appropriate share of production overhead based on normal operating capacity.

(M) MINING ASSETS

(i) Exploration, evaluation and development expenditures

Exploration and evaluation expenditures relate to costs incurred on the exploration and evaluation of potential mineral resources. These costs are recorded as intangible assets while exploration is in progress. When commercially recoverable reserves are determined, and such development receives the appropriate approvals, capitalized exploration and evaluation expenditures

are transferred to construction in progress. Upon completion of development and commencement of production, capitalized development costs as well as exploration and evaluation expenditures are transferred to mining assets in property, plant and equipment and depreciated over their estimated useful life.

(ii) Deferred stripping costs

The Company is following IFRIC 20 for all surface mine accounting. The Interpretation only applies to stripping costs incurred during the production phase of a surface mine (production stripping costs). Costs incurred in undertaking stripping activities are considered to create two possible benefits: a) the production of inventory in the current period and/or b) improved access to ore to be mined in a future period. Where the benefits are realized in the form of inventory produced, the production stripping costs are to be accounted for in accordance with IAS 2. Where the benefit is improved access to ore that will be mined in the future, these costs are to be recognized as a non-current asset.

Production stripping costs are capitalized as part of an asset when the Company can demonstrate: a) it is probable that future economic benefit associated with the stripping activity will flow to the entity; b) the entity can identify the component of an ore body for which access has been improved; and c) the costs can be reliably measured. These costs are amortized over the life of the component ore body identified.

(N) LEASES

At inception of a contract, the Company assesses whether a contract is, or contains, a lease. A contract is, or contains, a lease if the contract conveys the right to control the use of an identified asset for a period of time in exchange for consideration.

(i) As a lessee

At commencement or on modification of a contract that contains a lease component, the Company allocates the consideration in the contract to each lease component on the basis of its relative stand-alone prices.

The Company recognizes a right-of-use asset and a lease liability at the lease commencement date. The right-of-use asset is initially measured at cost, which comprises the initial amount of the lease liability adjusted for any lease payments made at or before the commencement date, plus any initial direct costs incurred and an estimate of costs to dismantle and remove the underlying asset or to restore the underlying asset or the site on which it is located, less any lease incentives received.

The right-of-use asset is subsequently depreciated using the straight-line method from the commencement date to the end of the lease term, unless the lease transfers ownership of the underlying asset to the Company by the end of the lease term or the cost of the right-of-use asset reflects that the Company will exercise a purchase option. In that case the right-of-use asset will be depreciated over the useful life of the underlying asset, which is determined on the same basis as those of property and equipment.

In addition, the right-of-use asset is periodically reduced by impairment losses, if any, and adjusted for remeasurements of the lease liability.

The lease liability is initially measured at the present value of the lease payments that are not paid at the commencement date, discounted using the interest rate implicit in the lease or, if that rate cannot be readily determined, the Company's incremental borrowing rate. Generally, the Company uses its incremental borrowing rate as the discount rate.

The Company determines its incremental borrowing rate by obtaining interest rates from various external financing sources and makes adjustments to reflect the terms of the lease and type of the asset leased.

Lease payments included in the measurement of the lease liability comprise the following:

- fixed payments, including in-substance fixed payments;
- variable lease payments that depend on an index or a rate, initially measured using the index or rate as at the commencement date;
- amounts expected to be payable under a residual value guarantee; and
- the exercise price under a purchase option that the Company is reasonably certain to exercise, lease payments in an optional renewal period if the Company is reasonably certain to exercise an extension option, and penalties for early termination of a lease unless the Company is reasonably certain not to terminate early.

The lease liability is measured at amortized cost using the effective interest method. It is remeasured when there is a change in future lease payments arising from a change in an index or rate, if there is a change in the Company's estimate of the amount expected to be payable under a residual value guarantee, if the Company changes its assessment of whether it will exercise a purchase, extension or termination option or if there is a revised in-substance fixed lease payment.

When the lease liability is remeasured in this way, a corresponding adjustment is made to the carrying amount of the right-of-use asset or is recorded in profit or loss if the carrying amount of the right-of-use asset has been reduced to zero.

The Company presents right-of-use assets that do not meet the definition of investment property in property, plant and equipment and lease liabilities are presented as a separate line item in the statement of financial position.

Short-term leases and leases of low-value assets

The Company has elected not to recognize right-of-use assets and lease liabilities for leases of low-value assets and short-term leases. The Company recognizes the lease payments associated with these leases as an expense on a straight-line basis over the lease term.

(O) ASSETS HELD FOR SALE

Non-current assets, or disposal groups comprising assets and liabilities, are classified as held for sale if it is highly probable that they will be recovered primarily through sale rather than through continuing use.

Such assets, or disposal groups, are generally measured at the lower of their carrying amount and fair value less costs to sell. Any impairment loss on a disposal group is allocated first to goodwill, and then to the remaining assets and liabilities on a pro rata basis, except that no loss is allocated to inventories, financial assets, deferred tax assets, employee benefit assets, investment property or biological assets, which continue to be measured in accordance with the Company's other accounting policies. Impairment losses on initial classification as held for sale or held for distribution and subsequent gains and losses on remeasurement are recognized in the income statement.

Once classified as held for sale, intangible assets and property, plant and equipment are no longer amortized or depreciated, and any equity-accounted investee is no longer equity accounted.

(P) IMPAIRMENT OF NON-FINANCIAL ASSETS

At each reporting date, the Company reviews the carrying amounts of its non-financial assets (other than inventories, contract assets and deferred tax assets) to determine whether there is any indication of impairment. If any such indication exists, then the asset's recoverable amount is estimated. Goodwill is tested annually for impairment.

For impairment testing, assets are grouped together into the smallest group of assets that generates cash inflows from continuing use that are largely independent of the cash inflows of other assets or cash generating units. Goodwill arising from a business combination is allocated to cash generating units or groups of cash generating units that are expected to benefit from the synergies of the combination.

The recoverable amount of an asset or cash generating unit is the greater of its value in use and its fair value less costs to sell. Value in use is based on the estimated future cash flows, discounted to their present value using a pre-tax discount rate that reflects current market assessments of the time value of money and the risks specific to the asset or cash generating unit.

An impairment loss is recognized if the carrying amount of an asset or cash generating unit exceeds its recoverable amount.

Impairment losses are recognized in the income statement. They are allocated first to reduce the carrying amount of any goodwill allocated to the cash generating unit, and then to reduce the carrying amounts of the other assets in the cash generating unit on a pro rata basis.

An impairment loss in respect of goodwill is not reversed. For other assets, an impairment loss is reversed only to the extent that the asset's carrying amount does not exceed the carrying amount that would have been determined, net of depreciation or amortization, if no impairment loss had been recognized.

(Q) PROVISIONS

Provisions are recognized when:

- the Company has a present obligation (legal or constructive) as a result of a past event;
- it is probable that an outflow of resources embodying economic benefits will be required to settle the obligation; and
- a reliable estimate can be made for the amount of the obligation.

If the effect of the time value of money is material, provisions are discounted using a current pre-tax rate that reflects current market assessments of the time value of money and the risks specific to the liability. The unwinding of the discount is recognized as finance cost.

(i) Environmental remediation costs and recoveries

Several subsidiaries of the Company are faced with a number of issues relating to environmental clean-up requirements, largely resulting from historical solid and hazardous waste handling and disposal practices at their facilities. In accordance with the Company's environmental policy and applicable legal requirements, provisions associated with environmental remediation obligations are accrued when such losses are deemed probable and reasonably estimable. Such accruals generally are recognized no later than the completion of the remedial feasibility study and are adjusted as further information develops or circumstances change.

A provision is made for shutdown, restoration and environmental rehabilitation costs in the financial period when the related environmental disturbance occurs, based on the estimated future costs using information available at the reporting date. The provision is discounted using a current market-based pre-tax discount rate and any change in the discount is included in finance cost. The provision is reviewed on an annual basis for changes to obligations, legislation or discount rates that may lead to changes in cost estimates or the expected timeline for payments.

Where the Company expects some or all of an environmental provision to be reimbursed, for example using a trust account, the reimbursement is recognized as a separate asset but only when the reimbursement is virtually certain. The expense relating to any provision is presented in the income statement net of any reimbursement. The subsidiaries of the Company have been required, in several instances, to create trust funds for the environmental rehabilitation. Once established, the subsidiaries have a 100% interest in these funds. Rehabilitation and restoration trust funds holding monies committed for use in satisfying environmental obligations are included on a discounted basis within other non-current assets on the statement of financial position, only to the extent that a liability exists for these obligations.

Environmental expense recoveries are generally recognized in profit or loss upon final settlement with the Company's insurance carriers.

Additional environmental remediation costs and provisions may be required if the Company were to decide to close its sites. Several of the Company's restructuring programs have involved closure of sites. Remediation liabilities are recognized when the site closure has been announced. In the opinion of the Company, it is not possible to estimate reliably the costs that would be incurred on the eventual closure of its continuing sites, where there is no present obligation to remediate, because it is neither possible to determine a time limit beyond which the sites will no longer be operated, nor what remediation costs may be required on their eventual closure.

(ii) Restructuring

A provision for restructuring is recognized when the Company has approved a detailed and formal restructuring plan, and the restructuring either has commenced or has been announced publicly. Provisions are not made for future operating costs. The timing of recording of portions of the restructuring provision is dependent on receiving social plan approval generally in European jurisdictions which require external approval. Changes in the estimate of costs related to restructuring plans are included in profit or loss in the period when the change is identified.

(iii) Warranty

A provision for warranty is recognized when the Company has determined that it has a basis for recording a warranty provision based on historical returns for warranty work. The estimate of warranty-related costs is updated and revised at each reporting date.

(iv) Partial retirement

The collective agreements for retirement indemnities on our French subsidiary and the corresponding commitments are updated and revised at each reporting date.

(v) Cost estimates

As part of its process to provide reliable estimations of profitability for long-term contracts, the Company makes provisions for cost estimates for completed contracts. These provisions are developed on a contract by contract basis and are based on contractor estimates and are utilized or derecognized depending on actual performance of the contracts. The cost estimates are updated and revised at each reporting date.

(vi) Restoration, rehabilitation and decommissioning costs

Restoration, rehabilitation and decommissioning costs arising from the installation of plant and other site preparation work, discounted to their net present value, are provided for and capitalized at the time such an obligation arises. The costs are charged to the income statement over the life of the operation through depreciation of the asset and the unwinding of the discount on the provision.

Mine rehabilitation costs will be incurred by the Company at the end of the operating life of some of the Company's facilities and mine properties. The Company assesses its mine rehabilitation provision at each reporting date. The ultimate rehabilitation costs are uncertain, and cost estimates can vary in response

to many factors, including estimates of the extent and costs of rehabilitation activities, technological changes, regulatory changes, cost increases as compared to the inflation rates, and changes in discount rates. The provision recorded at each reporting date represents management's best estimate of the present value of the future rehabilitation costs required.

Costs for restoration of subsequent site disturbance, which is created on an ongoing basis during production, are provided for at their net present values and charged to the income statement as extraction progresses.

(R) NEW AND AMENDED STANDARDS AND INTERPRETATIONS

The following new standards became effective for annual periods beginning after January 1, 2022; however, these amended standards and interpretations did not have a significant impact on the Company's consolidated financial statements.

- Onerous contracts - Cost of Fulfilling a Contract (Amendments to IAS 37).
- Annual Improvements to IFRS Standards 2018-2020.
- Property, Plant and Equipment: Proceeds before Intended Use (Amendments to IAS 16).
- Reference to Conceptual Framework (Amendments to IFRS 3).

(S) STANDARDS ISSUED BUT NOT YET EFFECTIVE

A number of new standards are effective for annual periods beginning after January 1, 2022 and earlier application is permitted; however, the Company has not early adopted the new or amended standards in preparing these consolidated financial statements. The following amended standards and interpretations are not expected to have a significant impact on the Company's consolidated financial statements.

- Deferred Tax related to Assets and Liabilities arising from a Single Transaction (Amendments to IAS 12).
- Classification of Liabilities as Current or Non-current (Amendments to IAS 1).
- IFRS 17 Insurance Contracts and amendments to IFRS 17 Insurance Contracts.
- Disclosure of Accounting Policies (Amendments to IAS 1 and IFRS Practice Statement 2).
- Definition of Accounting Estimates (Amendments to IAS 8).

4. SEGMENT REPORTING

For Management purposes, the Company is organized under three operating segments: AMG Clean Energy Materials, AMG Critical Minerals and AMG Critical Materials Technologies. AMG Clean Energy Materials is comprised of the Vanadium, Lithium and Tantalum business units. AMG Critical Minerals is comprised of the Graphite, Silicon and Antimony business units. AMG Critical Materials Technologies is comprised of the Engineering, Titanium Alloys and Chrome Metal business units.

The Management Board of the Company is the Chief Operating Decision Maker and monitors the operating results of its segments separately for the purpose of making decisions about resource allocation and performance assessment. Segment performance is evaluated based on operating profit or loss and is measured consistently with operating profit or loss in the consolidated financial statements. The Company's headquarters costs, financing (including finance cost and finance income) and assets are managed on a group basis and are allocated to operating segments. Transfer prices between operating segments are on an arm's length basis in a manner similar to transactions with third parties.

AMG Clean Energy Materials

AMG Clean Energy Materials combines our recycling and mining operations, producing materials for infrastructure and energy storage solutions while reducing the CO₂ footprint of both suppliers and customers. Clean Energy Materials spans the vanadium, lithium, and tantalum value chains. AMG Clean Energy Materials has major production facilities in the US and Brazil.

AMG Critical Minerals

AMG Critical Minerals consists of our mineral processing operations in graphite, silicon metal and antimony. AMG Critical Minerals produces materials for the chemical, automotive, aluminum, and building material industries. AMG Critical Minerals has major production facilities in Germany and France.

AMG Critical Materials Technologies

AMG Critical Materials Technologies combines our leading vacuum furnace technology line with high-purity materials serving global leaders in the aerospace sector. This segment produces titanium aluminides, titanium alloys, and chrome metal for the aerospace market; designs, engineers, and produces advanced vacuum furnace systems; and operates vacuum heat treatment facilities, primarily for the transportation and energy industries (including solar and nuclear industries). AMG Critical Materials Technologies also provides vacuum case-hardening heat treatment services on a tolling basis. AMG Critical Materials Technologies has production facilities located in Germany, UK, France, Mexico, India, China and the US.

AMG Corporate headquarters costs and assets are allocated thirty percent to AMG Clean Energy Materials, twenty percent to AMG Critical Minerals, and fifty percent to AMG Critical Materials Technologies in 2022 and 2021 based on an estimation of services provided to the operating segments.

Year ended December 31, 2022	AMG Clean Energy Materials	AMG Critical Minerals	AMG Critical Materials Technologies	Eliminations(a)	Total
Revenue					
Revenue from external customers	667,804	364,502	610,468	—	1,642,774
Intersegment revenue	26,537	—	4,969	(31,506)	—
Total revenue	694,341	364,502	615,437	(31,506)	1,642,774
Segment results					
Depreciation and amortization	20,663	6,790	17,846	—	45,299
Restructuring	—	(54)	636	—	582
Asset impairment expense (reversal)	15	11,261	(679)	—	10,597
Inventory adjustments	1,195	—	4,038	—	5,233
Environmental expense	—	44	89	—	133
Other expenses	—	(14,411)	—	—	(14,411)
Other income	153	59,924	3	—	60,080
Operating profit	222,590	63,995	20,474	—	307,059
Statement of financial position					
Segment assets	982,983	276,145	584,183	—	1,843,311
Other investments	29,324	—	—	—	29,324
Total assets	1,012,307	276,145	584,183	—	1,872,635
Segment liabilities	708,525	123,069	383,370	—	1,214,964
Employee benefits	14,629	23,737	78,794	—	117,160
Provisions	6,941	6,504	9,217	—	22,662
Total liabilities	730,095	153,310	471,381	—	1,354,786
Other information					
Capital expenditures for expansion – tangible assets	156,579	1,474	16,347	—	174,400
Capital expenditures for maintenance – tangible assets	6,817	2,547	6,213	—	15,577
Capital expenditures – intangible assets	208	248	485	—	941
Year ended December 31, 2021	AMG Clean Energy Materials	AMG Critical Minerals	AMG Critical Materials Technologies	Eliminations (a)	Total
Revenue					
Revenue from external customers	381,475	308,523	514,668	—	1,204,666
Intersegment revenue	28,179	35	16,383	(44,597)	—
Total revenue	409,654	308,558	531,051	(44,597)	1,204,666
Segment results					
Depreciation and amortization	16,106	8,440	19,139	—	43,685
Restructuring	93	666	(237)	—	522
Asset impairment reversal	—	(711)	—	—	(711)
Inventory adjustments	1,031	(302)	1,200	—	1,929
Environmental expense	11,651	60	230	—	11,941
Operating profit	22,476	20,181	14,484	—	57,141
Statement of financial position					
Segment assets	861,622	237,465	570,800	—	1,669,887
Other investments	29,830	—	—	—	29,830
Total assets	891,452	237,465	570,800	—	1,699,717
Segment liabilities	719,060	129,122	362,860	—	1,211,042
Employee benefits	19,435	36,724	106,469	—	162,628
Provisions	7,508	7,900	16,487	—	31,895
Total liabilities	746,003	173,746	485,816	—	1,405,565
Other information					
Capital expenditures for expansion – tangible assets	153,115	1,177	8,284	—	162,576
Capital expenditures for maintenance – tangible assets	4,922	3,842	5,436	—	14,200
Capital expenditures – intangible assets	27	361	875	—	1,263

[a] Eliminations column includes intersegment trade eliminations. The intersegment revenue eliminates against the intersegment cost of sales.

GEOGRAPHICAL INFORMATION

Geographical information for the Company is provided below. Revenues are based on the shipping location of the customer while non-current assets are based on the physical location of the assets.

	Year ended December 31, 2022		Year ended December 31, 2021	
	Revenues	Non-current assets	Revenues	Non-current assets
United States	391,206	417,173	280,097	354,453
China	377,151	23,042	216,142	17,033
Germany	216,475	216,853	190,478	201,268
Brazil	62,652	140,739	50,109	123,215
Italy	62,628	—	52,587	—
United Kingdom	61,367	21,764	47,647	20,868
France	61,027	15,421	43,851	15,522
Canada	48,502	—	34,486	—
Japan	43,025	2	33,390	3
Austria	37,554	—	28,829	—
Thailand	27,736	20	14,545	27
India	27,582	92	20,186	49
Belgium	22,712	38	16,882	58
Mexico	22,295	3,094	16,293	3,000
South Korea	18,917	—	20,128	—
Poland	14,016	—	8,900	—
Turkey	13,938	—	9,956	—
Australia	12,162	—	6,485	—
Sweden	11,223	—	8,089	—
Spain	10,505	93	11,768	115
Czech Republic	9,257	—	8,294	—
Netherlands	8,166	—	6,734	—
Taiwan	6,067	—	9,252	—
Switzerland	5,402	—	6,875	—
Argentina	4,051	—	2,909	—
Singapore	1,502	—	3,718	—
Russia	854	6	3,913	3
Kazakhstan	290	—	1,579	—
Mozambique	—	6,990	1	8,059
Other	64,512	2,300	50,543	3,106
Total	1,642,774	847,627	1,204,666	746,779

Non-current assets for this purpose consist of property, plant and equipment; goodwill and other intangible assets; and other assets.

5. REVENUE

Revenue from sales of goods, furnace construction contracts, heat treatment services and processing services during the year ended December 31, 2022 was \$1,642,774 (2021: \$1,204,666). For revenue by segment and by geographical basis, see note 4.

The following tables show the Company's total revenues disaggregated based on the timing of revenue recognition:

Year ended December 31, 2022	AMG Clean Energy Materials	AMG Critical Minerals	AMG Critical Materials Technologies	Total
Products transferred at a point in time	667,804	364,502	455,542	1,487,848
Products and services transferred over time	—	—	154,926	154,926
Total revenue	667,804	364,502	610,468	1,642,774

Year ended December 31, 2021	AMG Clean Energy Materials	AMG Critical Minerals	AMG Critical Materials Technologies	Total
Products transferred at a point in time	381,475	308,523	349,913	1,039,911
Products and services transferred over time	—	—	164,755	164,755
Total revenue	381,475	308,523	514,668	1,204,666

Contract balances

The following table provides information about receivables, contract assets, and contract liabilities from contracts with customers:

	2022	2021
Trade receivables, net of allowance for doubtful accounts	124,754	107,682
Gross amount due from customers for contract work (note 14)	37,565	37,627
Advanced payments from customers	51,054	35,091
Deferred revenue	48,277	40,819

The contract assets primarily relate to the Company's rights to consideration for work completed but not billed at the reporting date for furnace construction contracts. The contract assets are transferred to receivables when the rights become unconditional. This usually occurs when the Company issues an invoice to the customer.

The contract liabilities primarily relate to the advance consideration received from customers. The advanced payments from customers above pertains to consideration received for furnace construction contracts. The remaining contract liabilities pertain to prepayments received from customers for spodumene sale contracts, spent catalyst processing fee contracts, and titanium aluminide contracts and are included in the deferred revenue balance.

The Company recognized revenues of \$48,043 (2021: \$50,510) that were included in the balance of contract liabilities as of December 31, 2022. The amount of revenues recognized during the year that pertained to performance obligations that were satisfied in a previous year is \$3,242 (2021: \$4,010).

The transaction price allocated to the remaining performance obligations (unsatisfied or partially satisfied) as of December 31, 2022 and 2021 are as follows:

	2022	2021
Within one year	96,564	111,093
Within two years	7,128	6,052

6. OTHER INCOME AND EXPENSE

	2022	2021
Energy contract settlements	59,847	—
Other miscellaneous income	233	415
Other income	60,080	415
Customer contract settlements	(14,411)	—
Other expense	(14,411)	—
Environmental expenses	(133)	(11,941)
Net other operating income (expense)	45,536	(11,526)

Effective January 2023, AMG placed its silicon metal plant in Pocking, Germany, on care and maintenance due to external economic factors. Associated with this shutdown, AMG recorded income from the sale of an existing supply contract which positively impacted operating profit for the year. This income was offset partially by a settlement with a major customer and an impairment of existing assets. See notes 10 and 26.

See note 25 for additional information on environmental expenses.

7. EXPENSES BY NATURE

	Note	2022	2021
Raw materials and consumables		760,035	601,338
Employee benefits		249,729	240,240
Raw material processing and conversion costs		225,048	178,129
Depreciation and amortization	10, 11	45,299	43,685
Maintenance		32,366	25,723
Consultancy		29,377	24,492
Asset impairment expense (reversal)		10,597	(711)
Other		28,800	23,103
Total cost of sales and selling, general and administrative expenses		1,381,251	1,135,999

Included within the balance of employee benefits is \$190,078 (2021: \$178,401) of wages and salaries and \$41,860 (2021: \$40,061) pertaining to social security contributions and defined contribution plan expenses of \$4,768 (2021: \$3,685).

During the year ended December 31, 2022, the Company received \$271 (2021: \$2,963) of governmental support, primarily in its German business units, to subsidize a portion of personnel costs for employees who were furloughed or placed on short-time work arrangements as a result of the pandemic. \$270 (2021: \$2,843) of this governmental support was recorded as a reduction to the Company's cost of sales and \$1 (2021: \$120) was recorded as a reduction to selling, general and administrative expenses.

8. FINANCE INCOME AND COST

	2022	2021
Interest income on bank deposits	2,787	680
Finance income on derivatives	1,907	—
Interest income on fiscal contingency	1,759	—
Discounting on long-term assets and provisions	1,436	382
Interest income on tax refunds	136	779
Other	1,036	97
Finance income	9,061	1,938
Interest expense on loans, borrowings and related derivative instruments	(20,773)	(19,943)
Municipal bond interest	(5,679)	—
Interest expense related to lease liabilities	(1,663)	(1,807)
Discount on long-term assets, provisions and retirement obligations	(1,622)	(671)
Interest expense on accounts receivable factoring	(1,490)	(719)
Interest expense on taxes	(1,363)	(1,359)
Guarantees	(1,064)	(880)
Interest paid to suppliers	(968)	(1,460)
Commitment/unutilized fees	(951)	(781)
Other	(153)	(569)
Foreign exchange loss	(4,276)	(7,351)
Finance cost	(40,002)	(35,540)
Net finance cost	(30,941)	(33,602)

See note 10 for additional information on capitalized borrowing costs. See note 21 for additional information on loans and borrowings as well as related fees. See notes 28 and 29 for additional information on financial instruments. See note 31 for additional information on leases. See note 33 for additional information on bank charges for guarantees.

9. INCOME TAX

Significant components of income tax expense for the years ended:

CONSOLIDATED INCOME STATEMENT

	2022	2021
Current tax expense (benefit):		
Current year	60,331	13,383
Adjustment for prior year	(404)	(504)
Total current tax expense (benefit) for the year	59,927	12,879
Deferred tax expense (benefit)		
Origination and reversal of temporary differences	36,033	926
Changes in previously unrecognized tax losses, tax credits and unrecognized temporary differences	(4,704)	(2,918)
Changes in previously recognized tax losses, tax credits and recognized temporary differences for changes in enacted tax rates and currency effects	(7,375)	(1,637)
Derecognition of previously recognized tax losses, tax credits and temporary differences	132	343
Adjustment for prior year	84	(886)
Total deferred tax expense (benefit)	24,170	(4,172)
Total income tax expense reported in consolidated income statement	84,097	8,707
Consolidated statement of other comprehensive income		
Income tax related to items recognized in OCI in the year:		
Cash flow hedges, effective portion of changes in fair value	(1,304)	(2,713)
Income tax expense on actuarial gains	(10,851)	(4,297)
Income tax expense charged to OCI	(12,155)	(7,010)

RECONCILIATION OF EFFECTIVE TAX RATE

A reconciliation of income tax expense applicable to accounting profit before income tax at the weighted average statutory income tax rate of 32.03% (2021: 21.50%) to the Company's effective income tax rate for the years ended is as follows:

	2022	2021
Profit before income tax from continuing operations	274,868	22,486
Income tax using the Company's weighted average tax rate	88,031	4,834
Non-deductible expenses	4,382	6,145
Tax exempt income	(4,061)	(4,039)
Current year losses and changes in temporary differences for which no deferred tax asset was recognized	3,914	6,135
Recognition of previously unrecognized tax losses, tax credits and temporary differences of a prior year	(4,704)	(2,918)
Derecognition of previously recognized tax losses, tax credits and temporary differences	132	343
Changes in previously recognized tax losses, tax credits and recognized temporary and permanent differences for changes in enacted tax rates	2,840	1,887
Changes in previously recognized tax losses, tax credits and recognized temporary and permanent differences for changes in currency effects	(6,756)	(3,524)
Over provided in prior periods	(254)	(886)
State and local taxes	804	1,070
Other	(231)	(340)
Income tax expense reported in consolidated income statement	84,097	8,707

The weighted average statutory income tax rate is the average of the statutory income tax rates applicable in the countries in which the Company operates, weighted by the profit (loss) before income tax of the subsidiaries in the respective countries as included in the consolidated accounts. Several entities have losses for which no deferred tax assets have been recognized.

During the years ended December 31, 2022 and 2021, the income tax benefits related to the current year losses of certain entities located primarily in Africa, China, France, Germany, India, and the Netherlands were not recognized. In total, \$3,914 and \$6,135 were not recognized in 2022 and 2021, respectively, as it is probable that these amounts will not be realized.

During the years ended December 31, 2022 and 2021, certain income tax benefits related to previously unrecognized tax losses and temporary differences related to entities located in Germany, India, Thailand, US and other were recognized. In total, \$4,704 and \$2,918 were recognized in 2022 and 2021, respectively, through an increase to the net deferred tax asset.

The main factors considered in assessing the realizability of deferred tax benefits were improved profitability, higher forecasted taxable profitability and the carryforward period of the tax losses. After assessing these factors, the Company determined that it is probable that the deferred tax benefit of the tax losses and temporary differences will be realized in the foreseeable future.

Also, during the year ended December 31, 2022, the net recognized deferred tax assets (liabilities) were adjusted for changes in the enacted tax rates in several local jurisdictions in the US. The net impact of the tax rate changes was an increase to income tax expense of \$2,840 (2021: \$1,887). The net recognized deferred tax assets (liabilities) were also adjusted to reflect changes in currency rates in Brazil. The impact of the currency rates was a decrease to income tax expense of \$6,756 (2021: \$3,524).

During the year 2022, an income tax benefit of \$231 (2021: \$340) was recorded to Other in the effective tax rate reconciliation.

There were no income tax consequences associated with the payment of dividends in either 2022 or 2021 by AMG to its shareholders.

DEFERRED TAX ASSETS AND LIABILITIES

Deferred income taxes reflect the net tax effect of temporary differences between the carrying amounts of assets and liabilities for financial reporting purposes and the amounts used for income tax purposes. In addition, deferred income tax assets include amounts related to net operating loss carryforwards, tax credits and interest limitation carryforwards.

Deferred tax assets are recognized to the extent it is probable that the temporary differences, unused tax losses, unused tax credits, and limitations on interest deductions will be realized. The realization of deferred tax assets is reviewed each reporting period and includes the consideration of historical operating results, projected future taxable income exclusive of reversing temporary differences and carryforwards, the scheduled reversal of deferred tax liabilities and tax planning.

RECOGNIZED DEFERRED TAX ASSETS AND LIABILITIES

Deferred tax assets and liabilities have been recognized in respect of the following roll forward:

	December 31, 2021 Net tax asset and liability	2022 Activity			December 31, 2022		
		Deferred benefit (expense)	Other comprehensive income	Currency translation adjustment/ other	Net tax asset and liability	Assets	Liabilities
Inventories	283	199	—	73	555	1,060	505
Long-term contracts	(16,365)	(3,473)	—	916	(18,922)	—	18,922
Prepaid and other current assets	(1)	(17,652)	—	(244)	(17,897)	102	17,999
Property, plant, and equipment	(16,468)	(7,696)	—	830	(23,334)	391	23,725
Deferred charges and non-current assets	(16,561)	4,315	(1,304)	(162)	(13,712)	980	14,692
Accruals and reserves	16,298	(2,248)	—	(598)	13,452	13,862	410
Environmental liabilities	4,290	(1,652)	—	(48)	2,590	2,826	236
Retirement benefits	32,344	(1,147)	(10,851)	(1,780)	18,566	18,601	35
Tax loss and tax credit carryforwards	43,500	5,184	—	(70)	48,614	48,614	—
Total	47,320	(24,170)	(12,155)	(1,083)	9,912	86,436	76,524
Set off of tax						(49,255)	(49,255)
Net tax assets and liabilities						37,181	27,269

During the year ended December 31, 2022, the Company recorded deferred income tax expense of \$1,304 (2021: \$2,713) related to cash flow hedges and \$10,851 (2021: \$4,297) related to actuarial gains in defined benefit plans in other comprehensive income.

UNRECOGNIZED DEFERRED TAX ASSETS

The net deferred tax assets are fully recognized for each of the jurisdictions in which we operate with the exception of the following: (1) a German entity did not recognize the specific deferred tax asset recorded for the impact of assets impaired for book purposes; (2) Dutch companies and operating companies in Germany, China, France, Africa, India and other do not recognize deferred tax assets for their loss carryforward positions and other carryforwards because management has determined that there will not be sufficient and foreseeable taxable profits in these locations to realize the benefits of these carryforward positions.

Deferred tax assets for these entities have not been recognized in respect of tax loss carryforwards, tax attributes, and temporary differences as they may not be used to offset taxable profits generated elsewhere in the Company and they have arisen in subsidiaries that have a history of losses or limited profitability.

Deferred tax assets and liabilities have not been recognized in respect of the following items:

	Assets	
	2022	2021
Deferred charges and non-current assets	8,236	8,798
Tax loss and tax credit carryforwards	44,065	36,866
Net tax assets – unrecognized	52,301	45,664

In addition to the unrecognized federal deferred tax assets that are detailed above, there are \$6,826 in unrecognized US state deferred tax assets.

At December 31, 2022, pre-tax net operating losses and tax credit carryforwards for which no deferred tax assets have been recognized on the balance sheet, expire as follows:

2023	1,429
2024	1,577
2025	1,620
2026	2,526
2027	3,128
2028-2031	10,793
Unlimited	146,211
Total	167,284

In addition to the federal pre-tax net operating losses scheduled above, \$113,010 in pre-tax net operating losses in various US states are set to expire beginning in 2027.

10. PROPERTY, PLANT AND EQUIPMENT

COST	Mining costs	Land, buildings and improvements	Machinery and equipment	Furniture and fixtures	Construction in progress	Total
Balance at January 1, 2021	47,157	276,513	487,687	40,107	158,787	1,010,251
Additions	286	11,851	9,163	2,706	158,641	182,647
Capitalized borrowings	—	—	6	—	15,571	15,577
Retirements and transfers	206	672	(3,916)	(1,276)	(6,704)	(11,018)
Impairments	—	—	691	—	—	691
Effect of movements in exchange rates	(1,071)	(10,538)	(14,338)	(2,383)	(1,765)	(30,095)
Balance at December 31, 2021	46,578	278,498	479,293	39,154	324,530	1,168,053
Balance at January 1, 2022	46,578	278,498	479,293	39,154	324,530	1,168,053
Additions	2,052	11,531	19,941	3,172	124,401	161,097
Capitalized borrowings	—	—	477	—	11,741	12,218
Retirements and transfers	7	132,697	217,428	615	(361,110)	(10,363)
Impairments	—	398	(1,043)	(46)	—	(691)
Effect of movements in exchange rates	(1,161)	(8,473)	(11,096)	(1,950)	(1,669)	(24,349)
Balance at December 31, 2022	47,476	414,651	705,000	40,945	97,893	1,305,965
DEPRECIATION						
Balance at January 1, 2021	(19,144)	(83,114)	(331,950)	(24,117)	—	(458,325)
Depreciation for the year	(1,844)	(11,743)	(23,037)	(4,532)	—	(41,156)
Retirements and transfers	63	689	7,531	1,823	—	10,106
Effect of movements in exchange rates	587	3,101	9,905	1,353	—	14,946
Balance at December 31, 2021	(20,338)	(91,067)	(337,551)	(25,473)	—	(474,429)
Balance at January 1, 2022	(20,338)	(91,067)	(337,551)	(25,473)	—	(474,429)
Depreciation for the year	(1,711)	(13,678)	(23,282)	(4,056)	—	(42,727)
Retirements and transfers	—	2,057	3,770	1,226	—	7,053
Impairments	—	(1,996)	(7,623)	(187)	—	(9,806)
Effect of movements in exchange rates	705	2,357	7,332	1,161	—	11,555
Balance at December 31, 2022	(21,344)	(102,327)	(357,354)	(27,329)	—	(508,354)
Carrying amounts						
At January 1, 2021	28,013	193,399	155,737	15,990	158,787	551,926
At December 31, 2021	26,240	187,431	141,742	13,681	324,530	693,624
At January 1, 2022	26,240	187,431	141,742	13,681	324,530	693,624
At December 31, 2022	26,132	312,324	347,646	13,616	97,893	797,611

PROPERTY, PLANT AND EQUIPMENT UNDER CONSTRUCTION

During the years ended December 31, 2022 and 2021, the Company embarked on several different expansion projects as well as several required maintenance projects. The largest projects are the spodumene capacity expansion in Brazil and the lithium refinery plant construction in Bitterfeld, Germany. Costs incurred up to December 31, 2022, which are included in construction in progress, totaled \$97,893 (2021: \$324,530).

BORROWING COSTS

The Company capitalized borrowing costs of \$12,218 (2021: \$15,577) during 2022 which included \$9,448 (2021: \$15,138) of interest related to the municipal bond net of \$250 (2021: \$39) of

cash interest received from the restricted cash. The Company also capitalized \$1,488 (2021: \$274) of interest for the German lithium refinery and \$1,532 of interest for other AMG facilities (2021: \$204) from its term loan.

PROPERTY, PLANT AND EQUIPMENT ADDITIONS

At December 31, 2022, the Company had \$161,097 in additions, including \$17,342 in accounts payable, lease additions of \$6,473 and a non-cash transfer of \$622 from the provision for restoration costs related to asset retirement obligations. At December 31, 2021, the Company had \$182,647 in additions, including \$36,915 in accounts payable, lease additions of \$7,294 and a non-cash transfer of \$250 from the provision for restoration costs related to asset retirement obligations.

DEPRECIATION OF PROPERTY, PLANT AND EQUIPMENT

Depreciation expense for the year ended December 31, 2022 was \$42,727 (2021: \$41,156). Depreciation expense is recorded in the following line items in the income statement:

	2022	2021
Cost of sales	37,423	36,071
Selling, general and administrative expenses	5,304	5,085
Total	42,727	41,156

SALE OF PROPERTY, PLANT AND EQUIPMENT

Certain land, building and equipment were sold in the years ended December 31, 2022 and 2021. In those years, the Company received proceeds of \$2,538 and \$1,029, respectively. In 2022, the proceeds were more than the book value of the assets and a gain of \$592 was recognized during the year (2021: \$65).

IMPAIRMENT TESTING

IAS 36 requires that assets be carried at a value no greater than their recoverable amount. To meet this standard, the Company is required to test tangible assets for impairment when indicators of

impairment exist, or at least annually, for goodwill and intangible assets with indefinite useful lives. During the year ended December 31, 2022, the Company recorded a net expense of \$10,497 in asset impairments on property, plant and equipment mainly related to our silicon metal plant in Pocking, Germany. The impairment was driven by the Company's decision to place the facility on care and maintenance effective January 1, 2023. The plant will restart and operate one furnace in March of 2023 solely for the purpose of fulfilling an existing contract commitment with one of our customers. Once the commitment is fulfilled, it is expected that the plant will resume its care and maintenance plan. This event is not expected to result in a positive cash flow, and we do not expect an impairment reversal. During the year ended December 31, 2021, the Company recorded a reversal of \$691 in asset impairments on property, plant and equipment by one of our German subsidiaries related to prior year impairment.

SECURITY

At December 31, 2022, properties with a carrying amount of \$433,070 (2021: \$141,996) are pledged as collateral to secure bank loans.

11. GOODWILL AND OTHER INTANGIBLE ASSETS

COST	Goodwill	Customer relationships	Capitalized development costs	Mining assets	Other intangible assets	Total goodwill and intangible assets
Balance at January 1, 2021	39,162	11,861	5,137	7,363	33,356	96,879
Acquired through business combinations	580	—	—	—	3,774	4,354
Additions	—	—	—	156	1,107	1,263
Effect of movements in exchange rates	(762)	(730)	(386)	(505)	(2,183)	(4,566)
Balance at December 31, 2021	38,980	11,131	4,751	7,014	36,054	97,930
Balance at January 1, 2022	38,980	11,131	4,751	7,014	36,054	97,930
Additions	—	—	—	150	791	941
Effect of movements in exchange rates	(575)	(528)	(279)	(410)	(1,777)	(3,569)
Balance at December 31, 2022	38,405	10,603	4,472	6,754	35,068	95,302
AMORTIZATION AND IMPAIRMENT						
Balance at January 1, 2021	(9,548)	(9,912)	(3,726)	(3,314)	(27,172)	(53,672)
Amortization	—	(396)	(166)	(310)	(1,657)	(2,529)
Disposals, reversals and transfers	—	—	—	(54)	—	(54)
Effect of movements in exchange rates	—	600	287	263	1,859	3,009
Balance at December 31, 2021	(9,548)	(9,708)	(3,605)	(3,415)	(26,970)	(53,246)
Balance at January 1, 2022	(9,548)	(9,708)	(3,605)	(3,415)	(26,970)	(53,246)
Amortization	—	(379)	(147)	(276)	(1,770)	(2,572)
Impairments	—	—	—	—	(100)	(100)
Effect of movements in exchange rates	—	439	210	(53)	1,424	2,020
Balance at December 31, 2022	(9,548)	(9,648)	(3,542)	(3,744)	(27,416)	(53,898)
Carrying amounts						
At January 1, 2021	29,614	1,949	1,411	4,049	6,184	43,207
At December 31, 2021	29,432	1,423	1,146	3,599	9,084	44,684
At January 1, 2022	29,432	1,423	1,146	3,599	9,084	44,684
At December 31, 2022	28,857	955	930	3,010	7,652	41,404

ADDITIONS FOR INTANGIBLE ASSETS

At December 31, 2022, the Company had \$941 (2021: \$1,263) in additions, related to investments in intangible fixed assets.

AMORTIZATION OF INTANGIBLE ASSETS

Amortization expense for the year ended December 31, 2022 was \$2,572 (2021: \$2,529). Amortization expense is recorded in the following line items in the income statement:

	2022	2021
Cost of sales	798	880
Selling, general and administrative expenses	1,774	1,649
Total	2,572	2,529

RESEARCH COSTS

Research and development expenses are included in selling, general and administrative expenses and were \$4,224 and \$4,202 in the years ended December 31, 2022 and 2021, respectively.

IMPAIRMENT TESTING FOR INTANGIBLE ASSETS

(i) Goodwill

For the purposes of impairment testing, goodwill has been allocated to the Company's cash-generating units as follows:

	Segment	2022	2021
AMG Antimony	Critical Minerals	9,702	9,702
AMG Chrome	Critical Materials Technologies	1,510	1,510
AMG Engineering	Critical Materials Technologies	13,520	14,093
AMG Titanium Alloys	Critical Materials Technologies	4,125	4,127
Total		28,857	29,432

Key assumptions

The calculations of value in use are most sensitive to the following assumptions:

- Global metals pricing - Estimates are obtained from published indices. The estimates are evaluated and are generally used as a guideline for future pricing.
- Discount rate - Discount rates reflect the current market assessment of the time value of money and the risks specific to the asset, based on a comparable peer group.
- Expected future cash flows - Expected future cash flows are based on management's best estimates of future business conditions but cannot be guaranteed as the Company does not have fixed revenues or costs.
- Growth rate - Growth rates are based on management's interpretation of published industry research in order to extrapolate cash flows beyond the business plan period. As most businesses follow economic trends, an inflationary factor of 1% was utilized for all entities.

It is possible that the key assumptions used in the business plan will differ from actual results. However, management does not believe that any reasonably possible changes to any of such key assumptions will cause the carrying amount to exceed the recoverable amount. The values assigned to the key assumptions represent management's assessment of future trends in the metallurgical industry and are based on both external sources and internal sources (historical data).

For the impairment tests for AMG Antimony, AMG Chrome, AMG Engineering and AMG Titanium Alloys' cash-generating units, the recoverable amounts are the value in use. The value in use was determined using the discounted cash flow method. In 2022 and 2021, the carrying amounts of the AMG Antimony, AMG Chrome, AMG Engineering and AMG Titanium Alloys' cash-generating units were determined to be lower than their recoverable amounts and no impairment losses were recognized.

The following table includes the pre-tax discount rates that were applied in determining the recoverable amount for each cash-generating unit:

	2022	2021
AMG Antimony	10.61%	10.97%
AMG Chrome	11.47%	9.65%
AMG Engineering	12.75%	10.81%
AMG Titanium Alloys	11.47%	11.47%

Sensitivities related to the value in use calculation for all cash-generating units would imply that a 1% increase in the discount rate or using a 0% growth rate would not have created an impairment.

(ii) Intangibles with finite lives

The determination of whether long-lived assets are impaired requires an estimate of the recoverable amount of the cash-generating unit or group of cash-generating units to which the long-lived assets have been allocated. The recoverable amount is defined as the higher of a cash-generating unit's fair value less costs of disposal and its value in use. For each of the cash-generating units which tested long-lived assets for recoverability, the recoverable amount was determined as the value in use or fair value less costs to sell as appropriate. The value in use requires the entity to estimate the future cash flows expected to arise from the cash-generating units or group of cash-generating units and to discount these cash flows with a risk adjusted discount rate. Expected future cash flows are based on management's best estimates of future business conditions but cannot be guaranteed as the Company does not have fixed revenues or costs. The risk adjusted discount rate is estimated using a comparison of peers but can vary based on changes in the debt or equity markets or risk premiums assigned to countries or industries.

There was intangible impairment of \$100 during the year ended December 31, 2022, (2021: nil) related to a department closure at one of our units in the UK.

12. OTHER INVESTMENTS

As of December 31, 2022, the Company owned 11.3% (2021: 11.3%) ownership interest in a former customer, Global Advanced Metals Pty LTD. The investment is being designated as a financial instrument measured at fair value through other comprehensive income because the Company has not gained significant influence.

The investment had a value of \$13,629 at December 31, 2022 (2021: \$12,300). The fair value of this investment is estimated by management with reference to the relevant available information. The Company relied on the current financial results of the investment including the current financial statements and current year revenue estimates to determine a fair value for the investment. The Company did not have the relevant data to complete a discounted cash flow model. There was a lack of marketability discount applied of 17.5%. Changes in the valuation methodologies or assumptions could lead to different measurements of fair value. The Company recorded investment gains of \$1,329 and \$1,008 related to the investment during the years ended December 31, 2022 and 2021, respectively, which is included in other comprehensive income.

Also included in other investments are assets of \$15,695 (2021: \$17,530) which are designated to fund the non-qualified pension liability. These assets consist of debt securities, equity securities, and insurance contracts which are held at fair value. These assets have been designated as Level 1 and partially Level 3 financial instruments on the fair value hierarchy. The Level 3 investments consist of insurance contracts valued at \$7,473 (2021: \$6,451). These insurance contracts have been valued using unobservable inputs based on the best available information in the circumstances. The investments are held in a Rabbi Trust and are restricted for use in pension funding. The Company recorded an investment loss of (\$1,596) (2021: \$1,601 gain) related to the investments during the year ended December 31, 2022, which is included in other comprehensive income. See notes 23 and 29 for additional information.

Included within the balance of other investments is the Company's equity interest in its joint venture, Shell & AMG Recycling B.V. The Company maintains a 50% interest and joint control of the entity. The joint venture was incorporated in the Netherlands and will provide a long-term sustainable solution for catalyst reclamation and recycling. The Company's interest is measured using the equity method as prescribed by IFRS 11 and IAS 28. The Company made capital contributions of \$1,250 (2021: \$1,000) during the current period. For the year ended December 31, 2022, the Company's share of the joint venture's losses was (\$1,587) (2021: (\$1,233)). Since the cumulative losses of the joint venture exceeded the Company's interest, only (\$1,250) (2021: (\$1,053)) of the total losses were recognized in the Company's profit and loss for the year ended December 31, 2022. The Company will offset the unrecognized losses of \$517 (2021: \$180) against future contributions or income of the joint venture. As a result, the carrying value of the Company's equity method investment was nil (2021: nil) as of December 31, 2022.

13. INVENTORIES

	2022	2021
Raw materials	95,476	78,536
Work in process	33,417	28,708
Finished goods	132,688	99,861
Other	15,730	11,215
Total	277,311	218,320

Other inventory primarily includes spare parts that are maintained for operations.

In the year ended December 31, 2022, the net adjustment to net realizable value amounted to a write-down of \$5,233 (2021: \$1,929) and was included in cost of sales. The net realizable value write-downs were primarily related to inventory costing adjustments due to variability in metals pricing.

Inventory in the amount of \$143,862 (2021: \$97,089) is pledged as collateral to secure the bank loans of certain subsidiaries (see note 21).

14. TRADE AND OTHER RECEIVABLES

	2022	2021
Trade receivables, net of allowance for doubtful accounts	124,754	107,682
Due from investment in affiliate	229	126
Gross amount due from customers for contract work	335,185	269,651
Less: progress payments received	(297,620)	(232,024)
Net receivable from contract work (note 5)	37,565	37,627
Total	162,548	145,435

At December 31, 2022 and 2021, trade receivables include receivables from customers who have received direct shipments or services from the Company and receivables from customers who have utilized inventory on consignment. Amounts billed to furnace construction contracts customers are also included in the trade and other receivables line item in the statement of financial position. The carrying amount of trade receivables approximates their fair value due to their short-term nature. Trade receivables are generally non-interest bearing and are generally on 30-90 day terms.

At December 31, 2022, receivables in the amount of \$82,043 (2021: \$69,577) are pledged as collateral to secure the term loan credit facility of the Company (see note 21).

As of December 31, the analysis of trade receivables that were past due but not impaired is as follows:

Total	Neither past due nor impaired	Past due but not impaired					
		<30 days	30-60 days	60-90 days	90-120 days	>120 days	
2022	162,548	151,431	8,552	1,103	272	504	686
2021	145,435	134,519	7,515	1,621	665	110	1,005

At December 31, 2022, trade receivables are shown net of expected credit losses of \$970 (2021: \$1,268) arising from customer unwillingness or inability to pay. Bad debt charges in the amount of \$80 and \$435 were recorded in the years ended December 31, 2022 and December 31, 2021, respectively. These charges were recorded in selling, general and administrative expenses in the consolidated income statement. Refer to note 3(f) for additional details on the Company's policy for the calculation of expected credit losses.

Movements in the provision for impairment of receivables were as follows:

	2022	2021
At January 1	1,268	1,637
Charge for the year	80	435
Amounts written-off	(315)	(538)
Amounts recovered/collected	(17)	(155)
Foreign currency adjustments	(46)	(111)
At December 31	970	1,268

FACTORING OF RECEIVABLES

As of December 31, 2022 and 2021, the Company had total receivables factored and outstanding of \$64,768, and \$64,440, respectively. The Company maintains accounts receivable facilities with banks and credit insurance companies in Germany, France and the US. The Company sold receivables in the amount of \$427,041 throughout the year which includes security deposits of \$2,667 and cash proceeds of \$289,086. During 2022, the Company incurred costs of \$1,996 in conjunction with the sale of these receivables of which \$1,490 were included in finance cost, \$137 were recorded to selling, general and administrative expenses, and \$369 were recorded to sales on the income statement. This activity is included in cash from operating activities during the year ended December 31, 2022.

In 2021, the Company sold receivables in the amount of \$325,246 which includes security deposits of \$1,603 and cash proceeds of \$274,539. During 2021, the Company incurred costs of \$974 in conjunction with the sale of these receivables of which \$719 were included in finance cost, \$191 were recorded to selling, general and administrative expenses, and \$64 were recorded to sales on the income statement. This activity is included in cash from operating activities during the year ended December 31, 2021.

15. OTHER ASSETS

Other assets are comprised of the following:

	2022	2021
Energy contract settlement	66,291	—
Prepaid inventory	25,395	33,242
Prepaid taxes (indirect)	17,745	20,290
Insurance	7,772	6,154
Deposits	3,263	2,640
Maintenance and subscriptions	1,981	930
Environmental trusts	1,924	3,200
Debt issuance cost	1,850	2,484
Other miscellaneous assets	4,225	4,597
Total	130,446	73,537
Thereof:		
Current	121,834	65,066
Non-current	8,612	8,471

In the year ended December 31, 2022, our Silicon business in Germany entered into fixed price energy contracts for future periods. The Company subsequently decided to place the Silicon facility under a care and maintenance plan effective January 1, 2023. As a result of this decision, the Company sold the existing future energy supply contracts and recorded income which positively impacted operating profit for the Company in 2022. The proceeds of \$66,291 related to the sale of these contracts will be received in 2023. Refer to notes 6, 10 and 26 for additional details.

16. RESTRICTED CASH

	2022	2021
Non-current	5,875	85,023
Current	1,045	8,411
Total	6,920	93,434

Restricted cash at December 31, 2022, was \$6,920 (2021: \$93,434). The restricted cash primarily relates to proceeds from the Company's municipal bond offering issued by AMG Vanadium LLC, which are restricted for use in the construction of a new catalyst recycling facility in Ohio. Refer to note 21 for details regarding these proceeds. Additionally, several balances are also held by financial institutions to provide security to those institutions for the issuance of letters of credit or other forms of credit on behalf of the Company. These letters of credit serve two primary purposes: to provide financial backing for advance payments made by our customers of the AMG Critical Materials Technologies segment and to provide financial assurance to banks, vendors and regulatory agencies to whom the Company is obligated.

17. CASH AND CASH EQUIVALENTS

	2022	2021
Bank balances	338,242	298,388
Money market funds	7,801	31,697
Time deposits	—	7,792
Total cash	346,043	337,877

At December 31, 2022 and 2021, the Company had \$7,801 and \$31,697 respectively of highly liquid money market funds.

Bank balances earn interest at floating rates based on daily bank deposit rates. In 2021, one of our German subsidiaries utilized time deposits with a maturity of one month for the immediate cash needs of the Company.

At December 31, 2022, the Company had \$186,200 available liquidity (2021: \$170,000) on undrawn committed borrowing facilities.

18. CAPITAL AND RESERVES

SHARE CAPITAL

At December 31, 2022, the Company's authorized share capital was comprised of 65,000,000 ordinary shares (2021: 65,000,000) with a nominal share value of €0.02 (2021: €0.02) and 65,000,000 preference shares (2021: 65,000,000) with a nominal share value of €0.02 (2021: €0.02).

At December 31, 2022, the issued and outstanding share capital was comprised of 31,951,492 ordinary shares (2021: 31,878,334), with a nominal value of €0.02 (2021: €0.02) which were fully paid. In April 2021, the Company issued 3,136,742 ordinary shares for total proceeds of \$118,722, net of issuance costs. The Company also re-issued 32,557 of treasury shares in connection with the settlement of share-based compensation for total proceeds of \$4,905. No preference shares were outstanding at December 31, 2022 (2021: nil). The nominal value of the outstanding shares as of December 31, 2022, was \$682 (2021: \$723) as compared to the value using historical exchange rates which was \$853 (2021: \$853).

The preference shares carry equal voting rights as ordinary shares and are entitled, if distribution to shareholders is permitted, to a fixed dividend equal to EURIBOR for deposit loans of one year increased with maximum of 400 basis points as determined by the Management Board of the Company and subject to approval by the Supervisory Board. AMG's dividend policy is to evaluate liquidity needs for alternative uses including funding growth opportunities and funding dividend payments to shareholders. Payment of future dividends to shareholders will be at the discretion of the Management Board subject to the approval of the Supervisory Board after taking into account various factors and is subject to limitations based on the Company's revolving credit facility. Additionally, payment of future dividends or other distributions to shareholders may be made only if the Company's shareholders' equity exceeds the sum of the issued share capital plus the reserves required to be maintained by law.

A roll forward of the total shares outstanding is noted below:

Balance at January 1, 2021	28,457,498
Share issuance	3,136,742
Shares repurchased	(32,557)
Re-issuance of treasury shares	32,557
Treasury shares delivered for share-based compensation	276,551
Treasury shares delivered to Supervisory Board	7,543
Balance at December 31, 2021	31,878,334
Shares repurchased	(41,953)
Treasury shares delivered for share-based compensation	107,737
Treasury shares delivered to Supervisory Board	7,374
Balance at December 31, 2022	31,951,492

SHARES ISSUED OR DELIVERED FOR SHARE-BASED COMPENSATION

During the year ended December 31, 2022, 107,737 (2021: 276,551) shares were issued or delivered related to share-based compensation to management. Refer to note 24 for details regarding these plans.

TREASURY SHARES

The Company repurchased shares which are held in treasury for the delivery upon exercise of options and performance share programs and are accounted for as a reduction of shareholders' equity. On August 11, 2021, the Company retired 2,000,000 treasury shares in accordance with the terms of the share repurchase program.

A roll forward of the treasury share balance is noted below:

Balance at January 1, 2021	2,909,924
Shares repurchased	32,557
Re-issuance of treasury shares	(32,557)
Treasury shares retired	(2,000,000)
Treasury shares delivered for share-based compensation	(276,551)
Treasury shares delivered to Supervisory Board	(7,543)
Balance at December 31, 2021	625,830
Shares repurchased	41,953
Treasury shares delivered for share-based compensation	(107,737)
Treasury shares delivered to Supervisory Board	(7,374)
Balance at December 31, 2022	552,672

SUPERVISORY BOARD REMUNERATION

During the years ended December 31, 2022 and 2021, 7,374 and 7,543 shares were delivered, respectively, as compensation to its Supervisory Board members for services provided in 2022 and 2021. These shares were awarded as part of the remuneration policy approved by the Annual General Meeting.

OTHER RESERVES

	Foreign currency translation reserve	Hedging reserve	Cost of hedging reserve	Capitalized development expenditures reserve	Defined benefit obligation reserve	Fair value reserve	Total
Balance at January 1, 2021	(21,644)	247	535	1,524	(90,654)	(601)	(110,593)
Currency translation differences	(6,218)	—	—	—	3,998	—	(2,220)
Gain on FVOCI investments	—	—	—	—	—	2,609	2,609
Movement on cash flow hedges	—	1,591	(239)	—	—	—	1,352
Tax effect on net movement on cash flow hedges	—	(2,800)	87	—	—	—	(2,713)
Actuarial gains on defined benefit plans	—	—	—	—	19,819	—	19,819
Tax effect on net movement on defined benefit plans	—	—	—	—	(4,297)	—	(4,297)
Transfer to retained deficit	—	—	—	(378)	—	—	(378)
Balance at December 31, 2021	(27,862)	(962)	383	1,146	(71,134)	2,008	(96,421)
Balance at January 1, 2022	(27,862)	(962)	383	1,146	(71,134)	2,008	(96,421)
Currency translation differences	(4,284)	—	—	—	2,653	—	(1,631)
Loss on FVOCI investments	—	—	—	—	—	(267)	(267)
Movement on cash flow hedges	—	29,332	520	—	—	—	29,852
Tax effect on net movement on cash flow hedges	—	(1,135)	(169)	—	—	—	(1,304)
Actuarial gains on defined benefit plans	—	—	—	—	35,969	—	35,969
Tax effect on net movement on defined benefit plans	—	—	—	—	(10,851)	—	(10,851)
Transfer to retained deficit	—	—	—	(216)	—	—	(216)
Balance at December 31, 2022	(32,146)	27,235	734	930	(43,363)	1,741	(44,869)

RESTRICTIONS ON DISTRIBUTIONS

Certain restrictions apply on equity of the Company due to Dutch legal requirements. Please see note 12 in the parent company financial statements for additional details.

DIVIDENDS

During AMG's 2021 Annual General Meeting, the Company amended the dividend policy. Given that AMG has cyclical elements in its product mix and that it desires to have a relatively consistent dividend pay-out, the Company revised its policy to allow for stable dividend pay-outs that will target gradual increases to historic dividend levels, provided that such pay-outs and possible increases are supported by AMG's liquidity and cash flow generation, and subject to prevailing statutory requirements.

The Company intends to propose a full year dividend for 2022 of €0.70 (2021: €0.40) to the General Meeting of Shareholders for approval as part of the adoption of the 2022 Annual Accounts.

The interim dividend of €0.30 (2021: €0.10) per ordinary AMG share, paid on August 10, 2022, will be deducted from this amount. The proposed final dividend per ordinary share therefore amounts

to €0.40 (2021: €0.30). This dividend payment was determined appropriate by the Management and Supervisory Boards based on current liquidity and long-term prospects. Dividend payments to shareholders will be at the discretion of the Management Board subject to the approval of the Supervisory Board after taking into account various factors, including business prospects, cash requirements, financial performance, expansion plans, the terms of the Company's financing facilities and the compliance with applicable statutory and regulatory requirements. Additionally, any payment of dividends (whether interim or after adoption of the annual accounts) or other distributions to shareholders may be made only if the Company's shareholders' equity exceeds the sum of the issued share capital plus the reserves required to be maintained by law.

Dividends of \$19,885, or €0.60 per share, were paid during the year ended December 31, 2022. Dividends of \$7,598, or €0.20 per share, were paid during the year ended December 31, 2021.

19. EARNINGS PER SHARE

BASIC EARNINGS PER SHARE

Basic earnings per share amounts are calculated by dividing net profits for the year attributable to ordinary equity holders of the parent by the weighted average of ordinary shares outstanding during the year. As of December 31, 2022 and 2021, the calculation of basic earnings per share is performed using the weighted average shares outstanding for 2022 and 2021, respectively.

DILUTED EARNINGS PER SHARE

Diluted earnings per share are calculated by dividing the net profit attributable to the ordinary equity holders of the parent by the weighted average number of ordinary shares outstanding during the year plus the weighted average number of ordinary shares that would be issued on the conversion of all the dilutive potential ordinary shares into ordinary shares. The only category of potentially dilutive shares at December 31, 2022 and 2021 are AMG's share options and AMG's restricted share unit and performance share unit plans. The diluted earnings per share calculation includes the number of shares that could have been acquired at fair value given the exercise price attached to the outstanding options. The calculated number of shares is then compared with the number of shares that would have been issued assuming the exercise of the share options.

For the year ended December 31, 2022, there were 13 (2021: 25) shares related to outstanding stock options that could potentially further dilute basic EPS in future periods but were anti-dilutive in 2022 due to the strike price of the options relative to the average price of the Company's shares for the year.

Earnings	2022	2021
Net profit attributable to equity holders for basic and diluted earnings per share	187,589	13,771
Number of shares (in 000's)		
Weighted average number of ordinary shares for basic earnings per share	31,932	30,958
Dilutive effect of stock options and other share-based compensation	65	60
Dilutive effect of performance share units	725	361
Weighted average number of ordinary shares adjusted for effect of dilution	32,722	31,379
Basic earnings per share	5.87	0.44
Diluted earnings per share	5.73	0.44

20. NON-CONTROLLING INTERESTS

As of December 31, 2022, non-controlling interests totaled \$27,296 (2021: \$25,718).

On March 30, 2015, the Company sold a 40% equity interest in a German subsidiary, Graphit Kropfmühl GmbH ("AMG Graphite"). This sale resulted in the Company owning 60% of this subsidiary and a non-controlling interest of 40%. The Company has maintained control of the subsidiary and continues to consolidate the financial results. The non-controlling interest has rights to the financial position and results of AMG Graphite in proportion with their ownership. The non-controlling interest also has protective rights which prevent fundamental changes to AMG Graphite as well as restrictions on the ability to transfer cash out of the subsidiary.

The summarized financial information of this subsidiary is provided below. This information is based on amounts before intercompany eliminations:

Summarized financial information as of December 31:	2022	2021
Revenues	74,503	74,034
Current assets	67,140	64,317
Non-current assets	35,054	39,316
Current liabilities	26,303	25,056
Non-current liabilities	12,613	17,049
Total equity	63,278	61,528
Attributable to:		
Equity holders of parent	38,946	37,949
Non-controlling interest	24,332	23,579

The Company has additional non-controlling interests as of December 31, 2022, included in equity attributable to non-controlling interest of \$2,964 (2021: \$2,139).

21. LOANS AND BORROWINGS

This note provides information about the contractual terms of the Company's interest-bearing loans and borrowings. For more information about the Company's exposure to interest rate and foreign currency risk, see note 28.

Non-current	Interest rate	Maturity	2022	2021
Term Loan B ¹	LIBOR +3.5%	11/30/2028	336,121	338,397
Municipal bond	5.0%	7/1/2049	319,244	319,476
Subsidiary debt	2.2% - 8.5%	1/2023 - 11/2028	5,905	17,511
Total			661,270	675,384

Current	Interest rate	Maturity	2022	2021
Term Loan B ¹	LIBOR +3.5%	11/30/2028	3,500	3,500
Subsidiary debt	2.2% - 8.5%	1/2023 - 11/2028	11,664	23,841
Total			15,164	27,341

¹ Effective under the 2021 Term Loan B, the interest rate is subject to a 0.50% LIBOR floor. As of December 31, 2022, the effective floating interest rate was 7.9%.

TERM LOAN AND REVOLVING CREDIT FACILITY

On November 30, 2021, the Company entered into a \$350,000, 7-year senior secured term loan B facility ("term loan") and a \$200,000 5-year senior secured revolving credit facility ("revolver"). The total facility amount of \$550,000 replaced AMG's previous credit facility and extended the term loan maturity from 2025 to 2028 and revolver maturity from 2023 to 2026. Proceeds from the facility were used to repay AMG's previous credit facility in 2021.

As of December 31, 2022, the total outstanding principal on the term loan was \$346,500 (2021: \$350,000). As of December 31, 2022, available revolver capacity was \$186,200 (2021: \$170,000). Interest on the revolver is based on current LIBOR (or in the case of any loans denominated in euros, EURIBOR) plus a margin that is dependent on AMG's corporate credit rating. Additionally, the revolver, as a sustainability-linked loan, is subject to a margin adjustment based on annual CO₂ intensity reduction targets. At December 31, 2022 the margin on the revolver was 2.70%. As part of obtaining the revolver the Company is responsible for maintaining Net Debt to EBITDA not to exceed 3.5:1.0. Interest on the term loan is based on current LIBOR plus a margin of 3.5% and is subject to a LIBOR floor of 0.50% as of December 31, 2022.

To mitigate interest rate risk, on November 30, 2021 the Company entered into interest rate swaps totaling \$350,000 in connection with the execution of the term loan and revolver. This determination was made as part of the ongoing risk management process as these instruments mitigate the interest rate risk on the Company's credit facility. See note 29 for additional information on the interest rate hedging activities.

The credit facility is subject to several affirmative and negative covenants including, but not limited to, the following: Net Debt to EBITDA not to exceed 3.5:1.0. EBITDA and Net Debt are defined in the credit facility agreement. The definitions per the credit facility agreement may be different from management definitions. The credit facility limits the amount of cash that can be included in the calculation of Net Debt. AMG's current cash balance is significantly in excess of the credit facility limit. As a result, the Net Debt to EBITDA ratio as defined by the credit facility as of December 31, 2022 was 0.6:1.0 (2021: 1.6:1.0). As of December 31, 2022, the Company was in compliance with all of its debt covenants.

Mandatory repayment of the credit facility is required upon the occurrence of (i) a change of control or (ii) the sale of all or substantially all of the business and/or assets of the Company whether in a single transaction or a series of related transactions. If the Company were not in compliance with all covenants under the credit facility, the loan could become due in full or the Company could be subject to significant amendment fees.

In July 2017, the United Kingdom's Financial Conduct Authority, which regulates the London Interbank Offered Rate (LIBOR), announced it intends to phase out LIBOR by June 30, 2023. The Alternative Reference Rates Committee ('ARRC'), a group of private-market participants convened by the Federal Reserve Board and the Federal Reserve Bank of New York to help ensure

a successful transition from U.S. dollar LIBOR ('USD-LIBOR') to a more robust reference rate, has proposed that the Secured Overnight Financing Rate ('SOFR') represents the best alternative to USD-LIBOR for use in derivatives and other financial contracts that are currently indexed to USD-LIBOR. The Company's Credit Agreement and interest rate swaps include a hardwired transition process from LIBOR to SOFR, as the successor benchmark reference rate, the transition will occur before the cessation of LIBOR, on or before June 30, 2023.

Debt issuance costs

In connection with the term loan and revolver that were refinanced in 2021, the Company incurred issuance costs of \$7,240, which were deducted from the proceeds of the debt from the term loan or paid by the Company. The amounts have been allocated to the term loans and revolver based on the amount which would have been incurred if the facilities were obtained separately.

The amount allocated to the term loans of \$4,703 is shown net against the outstanding term loan balance and are amortized using the effective interest method. The Company recorded amortization expense of \$710 (2021: \$58) during the year ended December 31, 2022 related to these costs. The balance of unamortized costs net against the book value of the term loan was \$3,935 (2021: \$4,645) as of December 31, 2022.

The amount allocated to the revolver of \$2,537 is included in other assets because there were no borrowings outstanding. This amount is being amortized on a straight-line basis over the life of the facility. The Company has recorded amortization expense of \$634 during 2022 related to these costs. The balance of unamortized costs recorded in other assets related to the revolving credit facility was \$1,850 (2021: \$2,484) as of December 31, 2022.

Additionally, the Company recorded amortization of \$4,850 related to issuance cost from the previous credit facility in 2021 including \$390 in fees incurred during the year.

Original issuance discount

The term loan included an original issue discount (OID) of 100 basis points, or \$3,500 which is shown net against the outstanding term loan balance and is amortized using the effective interest method. The Company has recorded amortization expense of \$514 (2021: \$42) during the year ended December 31, 2022 related to this original issuance discount. The balance of unamortized costs recorded was \$2,944 (2021: \$3,458) as of December 31, 2022. Additionally, the Company recorded amortization of \$964 related to original issuance discount from the previous credit facility in 2021.

MUNICIPAL BOND

On July 11, 2019, the Company entered into a \$307,200 municipal bond in the US tax-exempt bond market generating proceeds of \$325,000 as the bond was issued by AMG Vanadium LLC at a premium. The bond was issued through the Ohio Air Quality Development Authority for the purpose of constructing a new catalyst recycling facility in Ohio. The bonds have a coupon rate of 5.0% and mature on July 1, 2049. The bonds are fully guaranteed

by the Company. There are no financial covenants related to the bonds. The bonds are unsecured and subordinated to the term loan and revolver.

Under the terms of the loan agreement with the bondholders, the proceeds of the bonds are restricted for the purpose of financing a portion of the cost of the acquisition, construction and equipping of the new spent catalyst recycling facility; paying construction period interest on the bonds; and paying issuance costs of the bond, which are defined as any financial, legal, administrative and other fees incurred by the Company. The funds are held by a third-party trustee and invested in cash and highly liquid money market funds (notes 16 and 28). While the project is under construction, the Company has classified the proceeds of the bonds as restricted cash as a non-current asset in the statement of financial position.

The bonds have several redemption provisions. The Company has an optional redemption whereby it can redeem the bonds beginning on July 1, 2029 through the date of maturity for the par value plus accrued interest at the date of redemption. If upon completion of the project there are excess funds, then the loan agreement indicates that a mandatory redemption of the excess funds shall be used to redeem an equivalent amount of the outstanding bonds. Additionally, the Company will also be required to repay a pro rata amount of the original issue premium in the event of a mandatory redemption. The repayment of the premium is calculated as the number of remaining years until the ten-year call date (July 1, 2029) divided by ten years and multiplied by the amount of the original issue premium on the redeemed bonds.

The municipal bond also grants the holders of the bonds the right to tender their bonds for purchase by the Company upon a change in control of the Company at a purchase price of 101% of the principal amount of the bonds plus accrued interest.

Debt issuance costs

In connection with the issuance of the municipal bonds in July 2019, the Company incurred issuance costs of \$4,981, which were deducted from the proceeds of the municipal bonds. These issuance costs are presented net against the outstanding municipal bond balance and are amortized using the effective interest method. The Company recorded amortization expense of \$83 (2021: \$77) during the year ended December 31, 2022 related to these costs. The balance of unamortized costs was \$4,711 (2021: \$4,794) as of December 31, 2022.

Bond issuance premium

The municipal bond included a premium of \$17,800 which is shown with the outstanding municipal bond balance and is amortized using the effective interest method. The Company recorded amortization of \$315 (2021: \$300) during the year ended December 31, 2022. The balance of unamortized premium recorded was \$16,755 (2021: \$17,070) as of December 31, 2022.

SUBSIDIARY DEBT

As of December 31, 2022, a Brazilian subsidiary had \$13,743 (2021: \$37,274) of fixed and floating rate debt facilities outstanding. These arrangements are denominated in US dollar and Brazilian reais and mature from 2023 through 2025. During 2022, the company repaid \$24,373 (2021: \$3,203) on these loans and the balance was impacted by \$842 (2021: \$227) due to foreign exchange movements.

During 2020, a local bank approved a loan to a Chinese subsidiary with a borrowing capacity of ¥28,000 for the construction of an aluminum master alloys facility in China. The facility matures in 2028 and has an interest rate of 4.9%. As of December 31, 2022, the outstanding balance for this loan was \$3,826 (2021: \$4,078).

DEBT REPAYMENTS

The Company made debt repayments of \$27,873 (2021: \$342,781) during 2022.

RECONCILIATION OF MOVEMENTS OF LIABILITIES TO CASH FLOWS ARISING FROM FINANCING ACTIVITIES

	Total
Balance at January 1, 2021	696,654
Changes from financing cash flows:	
Proceeds from loans and borrowings	348,972
Payment of transaction costs related to debt	(5,093)
Repayment of borrowings	(342,781)
Total changes from financing cash flows	1,098
The effect of changes in foreign exchange rates	(155)
Amortization of transaction costs related to loans and borrowings	5,128
Balance at December 31, 2021	702,725
Balance at January 1, 2022	702,725
Changes from financing cash flows:	
Proceeds from loans and borrowings	82
Repayment of borrowings	(27,873)
Total changes from financing cash flows	(27,791)
The effect of changes in foreign exchange rates	509
Amortization of premiums, discounts and transaction costs related to loans and borrowings	991
Balance at December 31, 2022	676,434

22. SHORT-TERM BANK DEBT

As of December 31, 2022, the Company had outstanding short-term bank debt of \$6,391 (2021: \$13,046). The Company's subsidiaries maintain short-term borrowing arrangements primarily to fund working capital needs with various banks at a weighted-average interest rate of 3.4% (2021: 3.8%). Borrowings under these arrangements are recognized as short-term debt on the consolidated statement of financial position when it is due to be settled within 12 months from inception.

23. EMPLOYEE BENEFITS

DEFINED CONTRIBUTION PLANS

Tax qualified defined contribution plans are offered which cover substantially all of the Company's salaried and hourly employees at US subsidiaries. All contributions, including a portion that represents a company match, are made in cash into mutual fund accounts in accordance with the participants' investment elections. The assets of the plans are held separately, under the control of trustees, from the assets of the subsidiaries. When employees leave the plans prior to vesting fully in the Company contributions, the contributions or fees payable by the Company are reduced by the forfeited contributions.

In Europe, the employees are members of state-managed retirement benefit plans operated by the governments in the countries where the employees work. The subsidiaries are required to contribute a specified percentage of payroll costs to the retirement benefit scheme to fund the benefits. The only obligation of the subsidiaries with respect to the retirement benefit plan is to make the specified contributions.

The total expense as of December 31, 2022, recognized in the consolidated income statement of \$4,768 (2021: \$3,685) represents contributions paid and payable to these plans.

DEFINED BENEFIT PLANS

North America plans

The Company offers tax-qualified, non-contributory defined benefit pension plans for salaried and hourly employees at US subsidiaries covered under collective bargaining agreements. The plans generally provide benefit payments using a formula based on an employee's compensation and length of service. These plans are funded in amounts at least equal to the minimum funding requirements of the US Employee Retirement Income Security Act.

A non-qualified additional supplemental executive retirement plans (SERPs) also cover four of the Company's current and former executive officers. Pursuant to the terms of the agreements, these officers earn additional retirement benefits for continued service with the Company. The amounts payable under the SERPs are guaranteed by AMG.

Actuarial assumptions

A majority of the North America plans are frozen to new entrants. As a result, the principal actuarial assumptions for these plans are the rate of discount and mortality rates. The rate of discount utilized as of December 31, 2022 (expressed as a weighted average) was 5.03% (2021: 2.53%). The SERP plan assumptions are developed using specific assumptions about the individual participants.

Assumptions regarding future mortality are based on published statistics and the mortality tables developed by the Society of Actuaries for private sector plans in the United States using MP-2021 as published in October 2021. The valuation was prepared on a going-plan basis. The valuation was based on members in the Plan as of the valuation date and did not take future members into account. No provisions for future expenses were made.

Medical cost trend rates are not applicable to these plans.

The best estimate of contributions to be paid to the plans for the year ending December 31, 2023 is \$1,070.

European plans

The Company's European plans include qualified defined benefit plans in Germany, the UK and France. The plans in Germany and France are partially funded or unfunded while the UK plan is partially funded. Benefits under these plans are based on years of service and the employee's compensation. Benefits are paid either from plan assets or, in certain instances, directly by AMG. Substantially all plan assets are invested in listed stocks and bonds.

A non-qualified additional supplemental executive retirement plan (SERP) also covers one of the Company's current executive officers. Pursuant to the terms of the agreement, this officer earns additional retirement benefits for continued service with the Company. The amounts payable under the SERP are guaranteed by AMG.

Actuarial assumptions

Principal actuarial assumptions at the reporting date (expressed as weighted averages) are presented below.

	2022	2021
	% per annum	% per annum
Salary increases	1.40	1.12
Rate of discount at December 31	4.26	1.49
Pension payments increases	2.58	2.57

Assumptions regarding future mortality are based on published statistics and mortality tables including the RT 2018G and S3PxA mortality tables.

The best estimate of contributions to be paid to the primary plans for the year ending December 31, 2023 is \$9,886.

Presented below are employee benefits disclosures for plans aggregated by geographical location into the North American and European groups.

2022 changes in the defined benefit obligation and fair value of plan assets:

	North America			Europe			Total		
	Fair Value of Plan Asset	Defined Benefit Obligation	Total	Fair Value of Plan Asset	Defined Benefit Obligation	Total	Fair Value of Plan Asset	Defined Benefit Obligation	Total
January 1, 2022	40,337	(58,188)	(17,851)	112,834	(257,611)	(144,777)	153,171	(315,799)	(162,628)
Service costs	—	(533)	(533)	—	(3,707)	(3,707)	—	(4,240)	(4,240)
Net interest	690	(1,424)	(734)	1,296	(3,718)	(2,422)	1,986	(5,142)	(3,156)
Subtotal included in profit or loss	690	(1,957)	(1,267)	1,296	(7,425)	(6,129)	1,986	(9,382)	(7,396)
Benefits paid	(2,951)	2,951	—	(6,889)	10,525	3,636	(9,840)	13,476	3,636
Amounts included in OCI (see following table)	(8,227)	13,471	5,244	(32,847)	64,848	32,001	(41,074)	78,319	37,245
Contributions by employer	701	—	701	2,830	—	2,830	3,531	—	3,531
Effect of movements in foreign exchange rates	—	—	—	(11,598)	20,130	8,532	(11,598)	20,130	8,532
Change in the fair value of defined benefit plans that are in net asset position as of December 31, 2022 ^(a)	(157)	—	(157)	77	—	77	(80)	—	(80)
Net liability for defined benefits obligations at December 31, 2022	30,393	(43,723)	(13,330)	65,703	(169,533)	(103,830)	96,096	(213,256)	(117,160)

(a) \$286 included in non-current assets in the Statement of Financial Positions.

2022 subtotal included in OCI:

	North America			Europe			Total		
	Fair Value of Plan Asset	Defined Benefit Obligation	Total	Fair Value of Plan Asset	Defined Benefit Obligation	Total	Fair Value of Plan Asset	Defined Benefit Obligation	Total
Return on plan assets (excluding amounts included in net interest expense)	(8,227)	—	(8,227)	(32,847)	—	(32,847)	(41,074)	—	(41,074)
Assets ceiling	—	—	—	—	5,318	5,318	—	5,318	5,318
Actuarial changes arising from changes in demographic assumptions	—	1,284	1,284	—	(423)	(423)	—	861	861
Actuarial changes arising from changes in financial assumptions	—	11,409	11,409	—	65,825	65,825	—	77,234	77,234
Experience adjustments	—	778	778	—	(5,872)	(5,872)	—	(5,094)	(5,094)
Subtotal included in OCI	(8,227)	13,471	5,244	(32,847)	64,848	32,001	(41,074)	78,319	37,245

2021 changes in the defined benefit obligation and fair value of plan assets:

	North America			Europe			Total		
	Fair Value of Plan Asset	Defined Benefit Obligation	Total	Fair Value of Plan Asset	Defined Benefit Obligation	Total	Fair Value of Plan Asset	Defined Benefit Obligation	Total
January 1, 2021	40,749	(60,699)	(19,950)	114,866	(292,074)	(177,208)	155,615	(352,773)	(197,158)
Service costs	—	(586)	(586)	—	(3,727)	(3,727)	—	(4,313)	(4,313)
Net interest	710	(1,274)	(564)	646	(2,599)	(1,953)	1,356	(3,873)	(2,517)
Subtotal included in profit or loss	710	(1,860)	(1,150)	646	(6,326)	(5,680)	1,356	(8,186)	(6,830)
Benefits paid	(2,938)	2,938	—	(6,134)	10,075	3,941	(9,072)	13,013	3,941
Amounts included in OCI (see following table)	60	1,433	1,493	1,007	17,123	18,130	1,067	18,556	19,623
Contributions by employer	854	—	854	4,096	—	4,096	4,950	—	4,950
Effect of movements in foreign exchange rates	—	—	—	(1,536)	13,591	12,055	(1,536)	13,591	12,055
Change in the fair value of defined benefit plans that are in net asset position as of December 31, 2021 ^(a)	902	—	902	(111)	—	(111)	791	—	791
Net liability for defined benefits obligations at December 31, 2021	40,337	(58,188)	(17,851)	112,834	(257,611)	(144,777)	153,171	(315,799)	(162,628)

(a) \$210 included in non-current assets in the Statement of Financial Positions.

2021 subtotal included in OCI:

	North America			Europe			Total		
	Fair Value of Plan Asset	Defined Benefit Obligation	Total	Fair Value of Plan Asset	Defined Benefit Obligation	Total	Fair Value of Plan Asset	Defined Benefit Obligation	Total
Return on plan assets (excluding amounts included in net interest expense)	60	—	60	1,007	—	1,007	1,067	—	1,067
Assets ceiling	—	—	—	—	(5,218)	(5,218)	—	(5,218)	(5,218)
Actuarial changes arising from changes in demographic assumptions	—	(189)	(189)	—	816	816	—	627	627
Actuarial changes arising from changes in financial assumptions	—	2,208	2,208	—	21,760	21,760	—	23,968	23,968
Experience adjustments	—	(586)	(586)	—	(235)	(235)	—	(821)	(821)
Subtotal included in OCI	60	1,433	1,493	1,007	17,123	18,130	1,067	18,556	19,623

Plan assets consist of the following:

	North America plans		European plans		Total	
	2022	2021	2022	2021	2022	2021
Equity securities and ownership of equity funds	4,632	8,880	41,296	68,543	45,928	77,423
Fixed income	25,083	30,629	—	—	25,083	30,629
Insurance contracts and other	930	927	24,441	44,402	25,371	45,329
Total	30,645	40,436	65,737	112,945	96,382	153,381

The assets of funded plans are generally held in separately administered trusts, either as specific assets or as a proportion of a general fund or insurance contracts. Assets are invested in different classes in order to maintain a balance between risk and return. Investments are diversified to limit the financial effect of the failure on any individual investment. For many of the funded plans, asset-liability matching strategies are not in place, however the fixed income assets are held in investments with varying term lengths.

The assets included in equity securities in the table above consists of securities held at market value. The fixed income assets consist primarily of investment grade and corporate bonds at market value. The insurance contracts and other consist of insurance contracts and other investment vehicles held at market value.

The expense is recognized in the following line items in the income statement:

	North America plans		European plans		Total	
	2022	2021	2022	2021	2022	2021
Cost of sales	377	401	1,373	1,557	1,750	1,958
Selling, general and administrative expenses	890	749	4,756	4,123	5,646	4,872
Total	1,267	1,150	6,129	5,680	7,396	6,830

A quantitative sensitivity analysis for significant assumptions as of December 31, 2022 is as shown below:

Assumptions	Discount rate		Future salary increases		Future pension cost increase	
	1% increase	1% decrease	1% increase	1% decrease	0.5% increase	0.5% decrease
Impact on the net defined benefit obligation North American Plans	(3,561)	4,157	75	(79)	91	(86)
Impact on the net defined benefit obligation European Plans	(19,002)	22,045	2,024	(1,817)	5,965	(5,531)
Total impact on the net defined benefit obligation	(22,563)	26,202	2,099	(1,896)	6,056	(5,617)

The sensitivity analyses above have been determined based on a method that extrapolates the impact on net defined benefit obligation as a result of reasonable changes in key assumptions occurring at the end of the reporting period.

The following payments are expected to be made in the future years out of the defined benefit plan obligation for the year ending December 31:

	North America Plans	European Plans	Total
2023	3,240	9,886	13,126
2024	3,170	9,888	13,058
2025	3,150	10,082	13,232
2026	3,740	10,307	14,047
2027	3,700	10,564	14,264
2028-2032	18,440	53,641	72,081

The average duration of the defined benefit plan obligation at the end of the reporting period is 12 years (2021: 14 years).

These defined benefit plans expose the Company to actuarial risks, such as longevity risk, currency risk, interest rate risk and market (investment) risk.

24. SHARE-BASED PAYMENTS

In May 2021, the shareholders of the Company approved an amendment to the Company's Remuneration Policy and long-term incentive program at the Annual General Meeting. Under the terms of the new Remuneration Policy, equity-settled stock options will no longer be awarded, and all awards for members of the Management Board will be in the form of performance share units ("PSU's"). The PSU's will continue to feature a three year service period; however, the new PSU plan will also require an additional two year holding period subsequent to vesting in line with the Dutch Corporate Governance Code. The PSU's will also continue to have a market performance vesting condition based upon the Company's total shareholder return relative to a relevant global peer group. However, the performance share units will no longer vest for performance below the 50th percentile (previously, the awards would fail to vest for performance below the 30th percentile). Only members of the AMG Management Board will receive PSU's. The Company established a new restricted share unit ("RSU") plan for the Company's employees outside of the AMG Management Board, which is discussed in detail below. These revisions to the Company's Remuneration Policy were effective on May 6, 2021 and did not impact or modify previously issued share-based payment awards.

EQUITY-SETTLED STOCK OPTIONS

As noted above, equity-settled stock options were discontinued as a result of the Company's amended Remuneration Policy. However, all previously issued and outstanding stock options to the Management Board were subject to the 2009 AMG Option Plan ("2009 Plan") approved on May 13, 2009 at the Annual General

Meeting. Each option issued under the 2009 Plan entitles the holder to acquire shares at a future date at a price equal to the fair market value of the share at the date on which the option was granted. One half of the options granted to each option holder on any date will vest on each of the third and fourth anniversaries of the grant date. The vesting is subject to a performance condition related to return on capital employed. The options expire on the tenth anniversary of their grant date.

During the year ended December 31, 2022, no options were exercised (2021: 122,137) under the 2009 Plan. There were no new option grants under the 2009 Plan during the years ended December 31, 2022 and 2021. During the years ended December 31, 2022 and 2021, there were no grants that expired or forfeited.

All options under the 2009 Plan are equity-settled, in accordance with IFRS 2, by award of options to acquire ordinary shares or award of ordinary shares. The fair value of these awards has been calculated at the date of grant of the award. The fair value, adjusted for an estimate of the number of awards that will eventually vest, is expensed using a graded vesting methodology. The fair value of the options granted was calculated using a Black-Scholes model. Changes in the assumptions can affect the fair value estimate of a Black-Scholes model. The assumptions used in the calculation are set out below.

During the year ended December 31, 2022, AMG recorded compensation expense from equity-settled option transactions of \$324 (2021: \$915) which is included in selling, general and administrative expenses in the income statement.

Movements

	2022		2021	
	Number of options (in 000s)	Weighted average exercise price (in €)	Number of options (in 000s)	Weighted average exercise price (in €)
Outstanding at January 1	305	25.37	427	20.91
Granted during the year	—	—	—	—
Exercised during the year	—	—	(122)	9.78
Forfeited or expired during the year	—	—	—	—
Outstanding at December 31	305	25.37	305	25.37
Exercisable at December 31	132	30.66	89	28.35

At December 31, 2022, the number of common shares subject to options outstanding and exercisable was as follows:

Price range	Outstanding options	Weighted average exercise price (in €)	Weighted average remaining life (in years)	Exercisable options	Weighted average exercise price (in €)
€19.31 to €25.50	220,152	21.44	6.22	75,707	25.50
€31.43 to €44.24	85,251	35.51	5.93	56,194	37.61

At December 31, 2021, the number of common shares subject to options outstanding and exercisable was as follows:

Price range	Outstanding options	Weighted average exercise price (in €)	Weighted average remaining life (in years)	Exercisable options	Weighted average exercise price (in €)
€19.31 to €25.50	220,152	21.44	7.22	75,707	25.50
€31.43 to €44.24	85,251	35.51	6.93	13,569	44.24

The maximum number of options that can be granted is 10% of total shares outstanding up to a maximum of 50,000,000. As of December 31, 2022, the total options outstanding under the 2009 Plan were 305,403 (2021: 305,403).

Assumptions

Under IFRS 2, the return on capital employed vesting condition is deemed to be a non-market performance condition. In accounting for non-market performance conditions, the Company recognizes expense based on the number of equity instruments that are expected to vest at the grant date. The Company revises that estimate, if necessary, if subsequent information indicates that the number of equity instruments expected to vest differs from previous estimates. For the year ended December 31, 2020, Management determined that the 2019 awards were unlikely to achieve the required level of return on capital employed based on projections at that point in time due to the ongoing negative effects of the pandemic, and the Company reversed the cumulative previously recognized expense for these awards. However, the 2021 results exceeded those previous projections, and the Company achieved the required level of return on capital employed to allow the awards to vest. As such, the Company recognized an increase of \$502 to stock-based compensation in the year ended December 31, 2021 for the cumulative expense related to these awards.

Performance share units

In May 2009, the Annual General Meeting approved a remuneration policy that utilizes share-based payments as a part of compensation. This policy was subsequently amended by the May 2021 Annual General Meeting as discussed previously. In the year ended December 31, 2022, the Company issued 83,357 (2021: 90,161) PSU's under the 2021 Plan to members of the AMG Management Board which are share-settled. The PSU's granted to each employee on any date will vest on the third anniversary of the grant date. As these awards will be equity-settled, the balance is recorded in equity rather than as a liability in accordance with IFRS 2.

AMG utilized a Monte Carlo simulation to develop a valuation of the PSU awards. This calculation was performed on the date of issuance. The following table lists the inputs into the model used to calculate the fair value of the equity-settled performance share units that were granted 2020 through 2022:

	2022 Grant	2021 Grant	2020 Grant
Fair value at grant date	€35.98	€32.49	€15.87
Share price at date of grant	€32.74	€31.61	€19.31
Contractual life at issuance (years)	3.0	3.0	3.0
Expected volatility	50.20%	50.30%	44.00%
Discount for lack of marketability	15.00%	15.00%	—
Expected departures at grant	—	—	8%

The expected volatility was calculated using the average share volatility of the Company (over a period equal to the expected term of the shares). The expected life is the time at which shares

will vest. For the risk-free rate, the Company utilized the relevant central bank rate curve for the currency of its peer group's respective share prices for the 2022 grants. The risk free rate does not have a significant impact on the valuation of the awards.

The Company recorded expense of \$3,659 (2021: \$8,413) related to these awards during the year, which is net of \$73 (2021: \$45) of expense that was allocated to non-controlling interests. AMG's expense related to equity-settled awards is recorded in equity.

In the year ended December 31, 2022, 4,467 PSUs were forfeited (2021: 16,241). The total number of equity-settled PSUs outstanding as of December 31, 2022 was 399,199 (2021: 456,323).

During the year ended December 31, 2022, the Company adjusted the forfeiture rate on the 2020 awards from 8% to 7%, which approximates the actual departures to date. The 2022 and 2021 awards continue to apply an 8% forfeiture assumption given the historical rate of departures. As discussed above, the 2019 PSU awards are subject to the same return on capital employed non-market performance condition. At December 31, 2020, the Company did not expect the awards to vest. As such, the Company had reversed the cumulative previously recognized expense related to these awards as of December 31, 2020. During the year ended December 31, 2021, the Company achieved the required return on capital employed to allow the 2019 awards to vest and consequently recorded a cumulative expense related to these awards. The impact on the income statement as a result of the decrease in the forfeiture rate and the recognition of the cumulative expense for the 2019 awards resulted in an increase to stock-based compensation expense of 5,755 during the year ended December 31, 2021.

The PSU awards include a performance multiplier which can range from 0x – 1.75x the target award based on the Company's share price performance relative to its peers.

The Company achieved 0.75x for the 2019 grant which was settled in 2022 (2021: 0.75x). During the year ended December 31, 2022, 107,288 shares (2021: 84,314) were paid out with respect to the vesting of equity-settled performance share units granted in 2019.

RESTRICTED SHARE UNITS

In May 2021, the AMG Management Board approved a new RSU plan that provides share-based payments as a component of compensation to employees of the Company. In the year ended December 31, 2022, the Company issued 79,888 (2021: 80,057) RSU's to employees which are share-settled under the new plan. The RSU's granted to each employee will vest on the third anniversary of the grant date. The vesting is subject only to service conditions provided that the employee has remained continuously in the employment of the Company or a Group Company until the vesting date. In the event that the Supervisory Board has approved to pay-out any dividends to shareholders of the Company, the equivalent of the cash amount of the dividend will be converted to incremental RSU's to be awarded upon the vesting date to employees. As these awards will be equity-settled, the balance is recorded in equity rather than as a liability in accordance with IFRS

2. The fair value of the RSU's granted during the year ended December 31, 2022 was €32.74 (2021: €31.61) based on the closing price of AMG's shares on the date of grant. The Company recorded expense of \$1,569 (2021: \$700) related to the outstanding RSU's in the year ended December 31, 2022, which is net of an 8% forfeiture rate based on the expected departures at the grant date.

In the year ended December 31, 2022, 5,252 RSUs were forfeited (2021: 1,424). The total number of equity-settled RSUs outstanding as of December 31, 2022 was 153,269 (2021: 78,633).

25. PROVISIONS

	Environmental remediation costs and recoveries	Restructuring	Warranty	Cost estimates	Partial retirement	Restoration costs	Other	Total
Balance at January 1, 2021	10,705	4,641	5,994	8,344	706	9,066	2,188	41,644
Provisions made during the period	11,941	1,377	2,855	4,353	24	20	436	21,006
Provisions reversals during the period	—	(283)	(2,579)	(2,828)	—	—	(968)	(6,658)
Provisions used during the period	(15,384)	(3,482)	(574)	(1,884)	(114)	—	(155)	(21,593)
(Decrease)/increase due to discounting	(344)	—	—	—	—	235	—	(109)
Currency and transfers	(192)	(516)	(474)	(614)	(52)	(418)	(129)	(2,395)
Balance at December 31, 2021	6,726	1,737	5,222	7,371	564	8,903	1,372	31,895
Balance at January 1, 2022	6,726	1,737	5,222	7,371	564	8,903	1,372	31,895
Provisions made during the period	133	1,270	1,328	1,060	4	—	299	4,094
Provisions reversals during the period	—	(583)	(2,824)	(3,652)	—	(32)	(90)	(7,181)
Provisions used during the period	(462)	(1,256)	(616)	(1,039)	—	(17)	(215)	(3,605)
Decrease due to discounting	(1,427)	—	—	—	—	(462)	—	(1,889)
Currency and transfers	(147)	(62)	(349)	(482)	(33)	505	(84)	(652)
Balance at December 31, 2022	4,823	1,106	2,761	3,258	535	8,897	1,282	22,662
Non-current	4,133	—	—	—	564	8,889	712	14,298
Current	2,593	1,737	5,222	7,371	—	14	660	17,597
Balance at December 31, 2021	6,726	1,737	5,222	7,371	564	8,903	1,372	31,895
Non-current	2,430	—	—	—	535	8,610	786	12,361
Current	2,393	1,106	2,761	3,258	—	287	496	10,301
Balance at December 31, 2022	4,823	1,106	2,761	3,258	535	8,897	1,282	22,662

ENVIRONMENTAL REMEDIATION COSTS AND RECOVERIES

The Company makes provisions for environmental clean-up requirements, largely resulting from historical solid and hazardous waste handling and disposal practices at its facilities. Environmental remediation provisions exist at the following sites and are discounted according to the timeline of expected payments. Due to timing and low interest rates, the undiscounted and discounted liability amounts do not differ significantly, except for with respect to the liabilities in the US.

Cambridge, OH USA

The most significant items at the Cambridge, Ohio site relate to a 1997 permanent injunction consent order ("PICO") entered into with the State of Ohio and Cyprus Foote Mineral Company, the former owner of the site. While AMG's US subsidiary and Cyprus Foote are jointly liable, the Company has agreed to perform and be liable for the remedial obligations. The site contains two on-site

slag piles that are the result of many years of production. These slag piles were capped in 2009, in accordance with the PICO requirements, thereby lowering the radioactive emissions from the piles.

The PICO also required 1,000 years of operations and maintenance expenses ("O&M") through the year 3009 at the site. The Company has reserved for ongoing O&M which is expected to cost \$43,728 on an undiscounted basis and \$1,291 (2021: \$2,575) on a discounted basis. Annual payments for O&M are expected to be \$59 for the next 14 years, declining from that point on. These amounts will be paid out of an environmental trust and annuity which have already been established by the Company. The total value of these trust and annuity assets is \$4,862 of which \$3,571 has not been recognized due to the liability amount recorded being less than the value of the assets. One additional provision relates to groundwater monitoring. This project is expected to create cash outflows of \$56 (\$81 on an undiscounted basis), and is expected to be completed within

the next 13 years. Discount rates of 4.73% - 4.01% (depending on the expected timing of payments) were used in determining the liabilities recorded.

There were no environmental expenses recorded in the year ended December 31, 2022 (2021: nil) and payments of \$58 (2021: \$84) related to the Cambridge site.

Newfield, NJ USA

The Newfield, NJ site is a former manufacturing facility of the Company that ceased operations in 2007. The United States Environmental Protection Agency (the "US EPA") and the New Jersey Department of Environmental Protection ("NJDEP") are the regulating authorities in regards to remediation of environmental liabilities identified at the site. The US EPA identified three environmental issues requiring remediation pertaining to contaminants in groundwater, contaminants in soil and sediment and perchlorate in groundwater. The liability associated with the non-perchlorate contaminants was transferred to a third-party in 2006. Refer to note 33 for additional details. The Company maintains responsibility for the remediation activities related to the perchlorate in groundwater.

The NJDEP maintains oversight for the remediation of low-level radioactive materials residing at the site. Newfield conducted operations that created a substantial slag pile with low-level radioactive materials. AMG completed negotiations with the NJDEP regarding a removal plan for the Newfield Site in 2016. The remedy consisted of the removal of low level radioactive material for transportation and disposal at an approved licensed disposal facility. During the year ended December 31, 2022, the Company recorded an environmental expense of nil (2021: \$11,651) in relation to these activities. During the year ended December 31, 2021, the expense was largely driven by additional slag quantities discovered by the Company's decommissioning contractor that were located below surface level and were not anticipated in earlier estimates. This increase to the provision was offset by payments totaling \$16,036 to the environmental provision for remediation efforts performed during the year ended December 31, 2021. As of December 31, 2022, the Company has completed a majority of the requirements under the Decommissioning Plan and made payments of \$5,707. Once the final steps are completed, the Company can file for termination of the license to possess low level radioactive materials with the NJDEP. Final license termination is subject to the approval of the NJDEP, and the Company could be required to perform additional activities by the NJDEP before final approval is granted.

A balance of \$1,058 (2021: \$1,374) (\$1,172 on an undiscounted basis) remains in the provision at December 31, 2022. These costs are expected to be paid over the next year, subject to negotiations with the regulatory agencies, and primarily relate to activities associated with perchlorate in groundwater. The Company will perform analysis of perchlorate in groundwater over that timeframe, and based on the results of those studies, the Company will submit final reports to the US EPA for remedy selection.

The remaining accrual represents Management's best estimate given the information available. Given the nature of the activities to be performed, there remains potential uncertainty with respect to the ultimate costs for which currently no reliable estimate can be made.

On March 6, 2020 the Company amended its Transportation and Disposal Agreement with one of its major contractors as part of the cost removal for all covered material on our facility in Newfield, NJ. Under the terms of the amendment the Company deferred its payments through 2023 and recorded a long-term liability of nil as of the year ended December 31, 2022 (2021: \$6,640). See note 26 for additional details.

In addition to the removal of the slag pile the Company has agreed to an operations and maintenance agreement (O&M) provision of \$155 at December 31, 2022 (2021: \$221).

Remediation trust funds

The Company's US subsidiaries have established trust funds for future environmental remediation payments. The amounts are kept by commercial banks, which are responsible for making investments in equity and money market instruments. The trust funds are to be used according to the terms of the trust deed which require that these funds be used for O&M at the two US sites. Amounts are paid out following completion and approval of rehabilitation work. The assets are not available for general use. The trust funds are discounted and are shown within other non-current assets in the consolidated statement of financial position. The recognized values of the trust funds at December 31, 2022 were \$1,924 (2021: \$3,200). The total amount of the trusts as of December 31, 2022 were \$5,495 (2021: \$5,285).

Pocking, Germany

An environmental remediation liability exists with respect to the silicon metal operation and its waste storage. As of December 31, 2022, the liability for the remediation of this site is valued at \$491 (2021: \$540). There was an expense of \$43 (2021: \$60) and payments of \$60 (2021: \$11) made during 2022. There are expected payments in 2023 of \$484. There was no discount rate used to determine the liability recorded due to closing facility in 2023.

Nuremberg, Germany

Over time, damage to the sewer lines from the plant in Nuremberg, Germany has occurred. Management is working with German authorities in order to repair the sewer lines. In the year ended December 31, 2022, there was an expense of \$90 (2021: \$230) and payments of \$137 (2021: \$57). The expected liability for continued work on the sewer rehabilitation project is \$1,772 (2021: \$1,931). Payments for this project are expected to occur over the next 7 years with spending taking place in a relatively consistent pattern over those years. Discount rates of 0.00% - 0.59% (depending on the expected timing of payments) were used in determining the liabilities recorded.

RESTRUCTURING

During the year ended December 31, 2022, the Company recorded restructuring expenses of \$1,165 in cost of good sold and \$105 on selling, general and administrative expenses, totaling \$1,270 (2021: \$1,377) which was offset by a reversal of (\$583) (2021: (\$283)). The current year net expense was largely driven by restructuring expenses in our production facilities and severance payments on five of our European operations resulting on a headcount reduction of 62.

WARRANTY

The Company's Engineering business offers warranties related to their furnace construction contracts. These warranties are only provided on select contracts and the provisions are made on a contract by contract basis. Each contractual warranty is expected to be utilized or derecognized within twelve months. The provisions for these warranties are based on the historical return percentages. Warranty payments of \$363 (2021: \$251) were made and warranty provisions included an expense of \$1,328 (2021: \$2,447) and reversal of (\$2,731) (2021: (\$2,579)) recorded in the year ended December 31, 2022. The additional provisions were primarily related to new projects in the turbine blade coating field and plasma melting technologies as well as several special furnaces for various heat treatment and metallurgy applications that were finalized during 2022. Reversal related to expired warranties periods.

Two other German subsidiaries provide warranties for a limited number of products. The provisions are based on actual claims made by customers. There were no additional expenses (2021: \$408), a reversal of (\$93) (2021: nil) and there were payments of \$253 recorded during 2022 (2021: \$323).

COST ESTIMATES

AMG Engineering builds a project cost provision for long-term contracts that are completed. The provision is developed on a contract by contract basis and is based on contractor estimates. The provision is utilized or derecognized depending on actual performance of the contracts and expected total of project costs. A provision made of an additional expense of \$1,060 (2021: \$4,353) and reversal of (\$3,652) (2021: (\$2,828)) was recorded in 2022 related to new projects related to the turbine blade coating field and plasma melting technologies as well as several special furnaces for various heat treatment and metallurgy applications while \$1,039 (2021: \$1,884) of provisions were used.

PARTIAL RETIREMENT

The collective agreements for retirement indemnities on our French subsidiary and the corresponding commitments have been valued as of December 31, 2022. There was an expense of \$4 (2021: \$24), reversal of nil (2021: nil) and there were no payments (2021: \$114) recorded as of December 31, 2022. Additional payments of approximately \$87 are expected to occur over the next 5 years. Discount rate of 2.9% was used by the Company's French subsidiary to determine the liabilities recorded. Furthermore, there were no partial retirement obligations expired during 2022.

RESTORATION, REHABILITATION AND DECOMMISSIONING COSTS

Decommissioning provisions represent the accrued cost required to provide adequate restoration and rehabilitation upon the completion of extraction activities. These amounts will be settled when rehabilitation is undertaken, generally at the end of the project's life.

Hauzenberg, Germany

The Company maintains a recultivation provision related to its graphite mine in Germany. There were no additional expense (2021: \$17) and reversal of (\$4) (2021: nil) recorded as of December 31, 2022. The total restoration liability for this mine was \$4,600 as of December 31, 2022 (2021: \$5,740). A discount rate of 3.8% was used to determine the liability recorded.

Nazareno, Brazil

During the year ended December 31, 2022, there was a net increase in the liability of \$1,134, which totaled \$4,297 as of December 31, 2022 (2021: \$3,163). A discount rate of 9.83% was used to determine the liability recorded. The following table summarizes the activity as of December 31, 2022:

	Brazil restoration costs
Balance at January 1, 2021	2,908
Provisions made during the period	3
Increase in fixed assets	250
Increase due to discounting	205
Translation loss	(203)
Balance at December 31, 2021	3,163
Balance at January 1, 2022	3,163
Provisions reversed during the period	(28)
Provisions used during the periods	(17)
Increase in fixed assets	622
Increase due to discounting	336
Translation gain	221
Balance at December 31, 2022	4,297
Non-current	3,149
Current	14
Balance at December 31, 2021	3,163
Non-current	4,010
Current	287
Balance at December 31, 2022	4,297

OTHER

Other is comprised of additional accruals including guarantees made to various customers. As of December 31, 2022, the other liability is valued at \$1,282 (2021: \$1,372) which mainly relates to one of our German subsidiaries.

26. OTHER LIABILITIES

Other liabilities are comprised of the following:

	2022	2021
Accrued bonus	13,600	12,658
Advanced contributions	11,000	—
Accrued interest	8,596	8,489
Other benefits and compensation	7,599	7,115
Accrued employee payroll expenses	7,354	7,983
Taxes, other than income	6,999	4,348
Accrued professional fees	6,460	4,720
Accrued operating costs	6,146	17,670
Fiscal contingency	4,970	3,876
Construction retainage	3,407	7,296
Non-controlling interest dividend	2,684	1,426
Acquisition earn-out liability	2,293	2,673
Claims	701	971
Sales commission	325	307
Long-term environmental disposal	—	6,640
Government grants	—	20
Other miscellaneous liabilities	2,792	5,578
Total	84,926	91,770
Thereof:		
Non-current	15,009	11,098
Current	69,917	80,672

The Company agreed to a strategic partnership with JX Nippon Mining & Metals Corporation ("JXN") for the production and supply of tantalum concentrate. Per the terms of the agreement, JXN will make a cash contribution of \$25,000. \$11,000 was received by the Company as of December 31, 2022 and the remaining balance of \$14,000 will be contributed to the partnership by the end of March 2023.

See notes 29 and 30 for additional information on acquisition earn-out liability. See note 25 for additional information on long-term environmental disposal.

27. TRADE AND OTHER PAYABLES

	2022	2021
Trade payables	215,652	235,214
Trade payables – contract work	24,449	17,551
Total	240,101	252,765

The Company has limited exposure to payables denominated in currencies other than the functional currency, and where significant exposure exists enters into appropriate foreign exchange contracts.

- Trade payables are generally non-interest bearing and are normally settled on 30 or 60 day terms except for payables related to furnace construction contracts as well as retainage payables for our expansion project in Zanesville (note 10 and

26) that settle between one month and twelve months. Other payables are non- interest bearing and have an average term of six months.

- Interest payable is normally settled quarterly or semi-annually throughout the financial year.
- For terms and conditions relating to related parties, refer to note 34.

As of December 31, 2022, the Company has outstanding supply chain financing of \$48,199 (2021: \$38,048).

28. FINANCIAL RISK MANAGEMENT OBJECTIVES AND POLICIES

The Company's principal financial liabilities, other than derivatives, are comprised of loans and borrowings, short-term bank debt and trade and other payables. The main purpose of these financial instruments is to provide capital for the Company's operations, including funding working capital, capital maintenance and expansion. The Company has various financial assets such as trade and other receivables, cash and cash equivalents and restricted cash, which arise directly from its operations.

The Company enters into derivative financial instruments, primarily interest rate swaps, interest rate caps, cross-currency interest rate swaps, foreign exchange forward contracts and commodity forward contracts. The purpose of these instruments is to manage interest rate, currency and commodity price risks. The Company does not enter into any contracts for speculative purposes.

The Supervisory Board has overall responsibility for the establishment of the Company's risk management framework while the Management Board is responsible for oversight and compliance within this framework. The Company's risk management policies are established to identify and analyze the risks faced by the Company, to set appropriate risk limits and controls, and to monitor risks and adherence to limits. Risk management policies and systems are reviewed regularly to reflect changes in market conditions and the Company's activities.

The main risks arising from the Company's financial instruments are: credit, liquidity and market risks.

CREDIT RISK

The Company's exposure to credit risk with respect to trade and other receivables is influenced mainly by the individual characteristics of each customer. The demographics of the Company's customer base, including the default risk of the industry and country in which customers operate, has less of an influence on credit risk. No single customer accounts for more than 10% of the Company's revenue. There are no geographic concentrations of credit risk. It is the Company's policy that all customers who wish to trade on credit terms are subject to credit verification procedures which ensure their creditworthiness. In addition, receivable balances are monitored on an ongoing basis to ensure that the Company's exposure to impairment losses is not significant. Collateral is generally not required for trade receivables, although

the Company's furnace construction contracts do often require advance payments. The Company's maximum exposure is the carrying amount as discussed in note 14.

With respect to credit risk arising from the other financial assets of the Company, which comprises cash and cash equivalents, restricted cash and derivative instruments, the Company's exposure to credit risk arises from the default of the counterparty, with a maximum exposure equal to the carrying amount of the instruments. The Company's treasury function monitors the location of cash and cash equivalents, restricted cash and the counterparties to hedges and monitors the strength of those banks. The Company's financial assets are held with bank and financial institution counterparties, which all carry investment-grade credit ratings. Impairment on cash and cash equivalents has been measured on a 12-month expected loss basis and reflects the short maturities of the exposures. The Company considers that its cash and cash equivalents have low credit risk based on the external credit ratings of the counterparties. The amount of impairment allowance at December 31, 2022 is \$1 (2021: \$1). The Company's maximum exposure is the carrying amounts as discussed in notes 16, 17 and 29.

LIQUIDITY RISK

Liquidity risk is the risk that the Company will not be able to meet its financial obligations as they fall due. The Company's approach to managing liquidity is to ensure, as far as possible,

that it will always have sufficient liquidity to meet its liabilities when due, under both normal and stressed conditions, without incurring unacceptable losses or risking damage to the Company's reputation.

The Company monitors cash flows at varying levels. At the Company level, this monitoring is done on a bi-weekly basis. However, at several subsidiaries, this type of monitoring is done daily. Typically, the Company ensures that it has sufficient cash on demand to meet expected operational expenses for a period of eight weeks, including the servicing of financial obligations. In addition, the Company maintains various borrowing facilities for working capital and general corporate purposes. The Company's primary facility includes the following:

- \$350,000 term loan B facility and a \$200,000 revolving credit facility with a syndicate of banks that is secured by certain assets of the material subsidiaries of the Company. Interest is payable at a base rate plus a spread based on a leverage ratio.

The table below summarizes the maturity profile of the Company's financial liabilities at December 31, 2022, based on contractual undiscounted payments. The financial derivatives obligations are presented on a net basis for balances where it is appropriate to net the obligation position within a subsidiary for the respective period.

2022	Contractual cash flows	< 3 months	3-12 months	2024	2025	2026	2027	> 2027
Term loan / revolver	346,500	—	3,500	3,500	3,500	3,500	3,500	329,000
Cash interest on term loan	110,407	2,832	14,288	17,133	16,820	17,119	22,041	20,174
Municipal bond	307,200	—	—	—	—	—	—	307,200
Cash interest on municipal bond	414,720	7,680	7,680	15,360	15,360	15,360	15,360	337,920
Other loans and borrowings	17,569	10,227	2,005	2,483	728	694	694	738
Cash interest on other loans and borrowings	671	126	379	164	2	—	—	—
Financial derivatives	8,030	3,499	4,246	244	41	—	—	—
Lease payments	71,085	1,450	4,772	4,917	4,089	3,834	3,635	48,388
Trade and other payables	240,101	203,314	36,787	—	—	—	—	—
Short-term bank debt	6,391	5,860	531	—	—	—	—	—
Total	1,522,674	234,988	74,188	43,801	40,540	40,507	45,230	1,043,420

The table below summarizes the maturity profile of the Company's financial liabilities at December 31, 2021 based on contractual undiscounted payments.

2021	Contractual cash flows	< 3 months	3-12 months	2023	2024	2025	2026	> 2026
Term loan / revolver	350,000	—	3,500	3,500	3,500	3,500	3,500	332,500
Cash interest on term loan	119,625	2,813	14,480	17,121	17,133	16,819	16,767	34,492
Municipal bond	307,200	—	—	—	—	—	—	307,200
Cash interest on municipal bond	430,080	7,680	7,680	15,360	15,360	15,360	15,360	353,280
Other loans and borrowings	41,352	709	23,132	12,140	2,440	801	798	1,332
Cash interest on other loans and borrowings	3,769	586	1,582	774	347	161	132	187
Financial derivatives	7,781	2,751	3,355	1,091	386	198	—	—
Lease payments	69,240	1,363	5,019	5,048	4,239	3,645	3,600	46,326
Trade and other payables	252,765	194,728	58,037	—	—	—	—	—
Short-term bank debt	13,046	2,344	10,702	—	—	—	—	—
Total	1,594,858	212,974	127,487	55,034	43,405	40,484	40,157	1,075,317

The difference between the contractual cash flows and the carrying amount of the term loan noted above is attributable to issuance costs and an original issue discount in the amount of \$6,879 and \$8,103 as of December 31, 2022 and 2021, respectively, which are offset against the carrying amount of the debt.

The difference between the contractual cash flows and the carrying amount of the municipal bond noted above is attributable to issuance costs and a premium in the amount of \$12,044 as of December 31, 2022 (2021: \$12,276), which are included in the carrying amount of the debt.

MARKET RISK

Market risk is the risk that the fair value of future cash flows of a financial instrument will fluctuate because of changes in market prices. Market prices comprise three types of risk: interest rate, foreign currency, and commodity price risk. Financial instruments affected by market risk include loans and borrowings, derivative financial instruments, trade and other receivables, and trade and other payables.

The sensitivity analyses in the following sections relate to the positions as of December 31, 2022 and 2021.

The sensitivity analyses have been prepared on the basis that the amount of net debt, the ratio of fixed to floating interest rates of the debt and derivatives and the proportion of financial instruments in foreign currencies are all constant and on the basis of the hedge designations in place at December 31, 2022.

The analyses exclude the impact of movements in market variables on the carrying value of pension and other post-retirement obligations, provisions and on the non-financial assets and liabilities of foreign operations.

The following assumptions have been made in calculating the sensitivity analyses:

- The statement of financial position sensitivity relates to derivatives.

- The sensitivity of the relevant income statement item is the effect of the assumed changes in respective market risks.

This is based on the financial assets and financial liabilities held at December 31, 2022 and 2021, including the effect of hedge accounting.

INTEREST RATE RISK

Interest rate risk is the risk that changes in interest rates will affect the Company's income or the value of its holdings of financial instruments. The Company's fixed rate borrowings are exposed to a risk of change in their fair value due to changes in interest rates. The Company's floating rate borrowings are exposed to a risk of change in cash flows due to changes in interest rates. Short-term receivables and payables are not exposed to interest rate risk.

The Company's policy is to maintain at least 75% of its borrowings as fixed or capped rate borrowings. The Company either enters into fixed rate debt or strives to limit the variability of floating rate instruments through the use of interest rate swaps or caps. These are designed to hedge underlying debt obligations. At December 31, 2022 and 2021, after considering the effect of interest rate hedges, all of the Company's borrowings are at a fixed or capped rate of interest.

The following table demonstrates the sensitivity to a reasonably possible change in interest rates adjusting for multiple interest rate caps and swaps effective as of December 31, 2022 and 2021, with all other variables held constant, of the Company's profit before tax (through the impact on floating rate borrowings).

	Increase/ decrease in basis points	Effect on profit before tax	Effect on equity before tax
2022			
US dollar	+50	—	5,273
Brazilian real	+50	(24)	—
US dollar	-50	—	(5,273)
Brazilian real	-50	24	—

2021	Increase/ decrease in basis points	Effect on profit before tax	Effect on equity before tax
US dollar	+50	—	5,791
Brazilian real	+50	(36)	—
US dollar	-50	—	(6,380)
Brazilian real	-50	36	—

See note 21 for loans and borrowings explanations.

At December 31, 2022, the Company's interest rate derivatives had a fair value of \$31,959 (2021: (\$2,460)). In November 2021, the Company entered into interest rate swaps with two financial institutions in connection with the execution of its new credit facility and unwound its prior interest rate caps. The original notional value of the swaps was \$350,000, and the notional decreases over the term of the contract to align with the outstanding balance on the Company's term loan B. The objective of the hedge is to eliminate the variability of cash flows in the interest payments associated with the 1-month LIBOR benchmark interest rate of the term loan B. The contract swaps the variable 1-month LIBOR rate to a fixed rate of 1.41% over the expected life of the term loan B. Prior to the execution of the interest rate swaps in November 2021, the Company utilized interest rate cap agreements to hedge its interest rate risk on its prior credit facility that was extinguished in the prior year (refer to note 21). The Company had capped the variable rate of interest for a \$350,000 notional value of debt at 3%.

FOREIGN CURRENCY RISK

Foreign currency risk is the risk that changes in foreign exchange rates will affect the Company's income or the value of its holdings of financial instruments. Many of the Company's subsidiaries are located outside the US. Individual subsidiaries execute their operating activities in their respective functional currencies which are primarily comprised of the US dollar and euro. Since the financial reporting currency of the Company is the US dollar, the financial statements of those non-US dollar operating subsidiaries are translated so that the financial results can be presented in the Company's consolidated financial statements.

Each subsidiary conducting business with third parties that leads to future cash flows denominated in a currency other than its functional currency is exposed to the risk from changes in foreign exchange rates. It is the Company's policy to use forward currency contracts to minimize the currency exposures on net cash flows. For several subsidiaries, this includes managing balance sheet positions in addition to forecast and committed transactions. For these contracts, maturity dates are established at the end of each month matching the net cash flows expected for that month. Another subsidiary hedges all sales transactions in excess of a certain threshold. For this subsidiary, the contracts mature at the anticipated cash requirement date. Most forward exchange contracts mature within twelve months and are predominantly denominated in US dollars, euros, British pound sterling and

Brazilian reais. When established, the forward currency contract must be in the same currency as the hedged item. It is the Company's policy to negotiate the terms of the hedge derivatives to closely match the terms of the hedged item to maximize hedge effectiveness. The Company seeks to mitigate this risk by hedging a range of 60% to 90% of transactions that occur in a currency other than the functional currency. Starting January 2021, the Company no longer hedged intergroup balance sheet exposures as well as long-term operating costs in Brazil.

The Company deems its primary currency exposures to be in US dollars and euros. The following table demonstrates the sensitivity to a reasonably possible change in the two primary functional currencies of the Company: US dollar and euro exchange rates with all other variables held constant, of the Company's profit before tax (due to changes in the fair value of monetary assets and liabilities) and the Company's equity (due to changes in the fair value of forward exchange contracts). Changes in sensitivity rates reflect various changes in the economy year-over-year.

2022	Strengthening/ weakening in functional rate	Effect on profit before tax	Effect on equity before tax
US dollar	+10%	(1,838)	498
Euro	+10%	1,142	(2,519)
US dollar	-10%	1,838	(498)
Euro	-10%	(1,142)	2,519

2021	Strengthening/ weakening in functional rate	Effect on profit before tax	Effect on equity before tax
US dollar	+10%	668	316
Euro	+10%	3,350	(2,213)
US dollar	-10%	(668)	(316)
Euro	-10%	(3,350)	2,213

COMMODITY PRICE RISK

Commodity price risk is the risk that raw materials prices will increase and negatively impact the gross margins and operating results of the Company. The Company is exposed to volatility in the prices of raw materials used in some products and uses forward contracts to manage these exposures for exchange-traded metals when possible. For these exchange-traded metals, the Company aims to maintain a greater than 50% hedged position in order to avoid undue volatility in the sales prices and purchase costs attained in the normal course of business. Commodity forward contracts are generally settled within twelve months of the reporting date. However, most of the metals, alloys and chemicals that the Company processes and sells such as lithium, vanadium, chrome metal, tantalum, graphite, niobium, and antimony trioxide, cannot be hedged on an exchange or there is insufficient liquidity on the exchange. For these materials, the Company mitigates its price exposure by aligning raw materials purchases with sales orders and ensuring that it is managing working capital in a manner that minimizes commodity price exposure.

CAPITAL MANAGEMENT

With regard to its capital structure the primary objective of the Company is to maintain strong capital ratios in order to support its business and maximize shareholder value.

The Company manages its capital structure and makes adjustments to it, in light of economic conditions. Its policy is to ensure that the debt levels are manageable to the Company and that they are not increasing at a level that is in excess of the increases that occur within equity. During the planning process, the expected cash flows of the Company are evaluated and the debt to equity and debt to total capital ratios are evaluated in order to ensure that levels are improving year-over-year. Debt to total capital is a more appropriate measure for the Company due to its initial equity values of the subsidiaries from the combination in 2007. Management deems total capital to include all debt (including short-term and long-term) as well as the total of the equity of the Company, including non-controlling interests.

	2022	2021
Loans and borrowings	676,434	702,725
Short-term bank debt	6,391	13,046
Less: cash and cash equivalents and restricted cash	352,963	431,311
Net debt	329,862	284,460
Total equity	517,849	294,152
Total capital	847,711	578,612
Debt to total capital ratio	38.9%	49.2%

29. FINANCIAL INSTRUMENTS

FAIR VALUES

The carrying amounts presented in the financial statements approximate the fair values for all of the Company's financial instruments, other than as discussed below.

The fair value of the financial assets and liabilities are included at the price that would be received to sell the instrument in an orderly transaction in the principal (or most advantageous) market at the measurement date under current market conditions.

- Current assets and liabilities approximate their carrying amounts largely due to the short-term maturities of these instruments and as such are not included in the following tables.
- The calculation of fair value for derivative financial instruments depends on the type of instruments: Derivative interest rate contracts are estimated by discounting expected future cash flows using current market interest rates and yield curves over the remaining term of the instrument; Derivative currency and commodity contracts are based on quoted forward exchange rates and commodity prices, respectively.
- The Company's term loan B is a floating rate borrowing and is carried at amortized cost. The fair value of the term loan B was \$334,373 (2021: \$347,375) at December 31, 2022. The Company's municipal bonds are fixed rate borrowings and are carried at amortized cost. The fair value of those bonds

was \$272,627 (2021: \$353,434) at December 31, 2022. The fair value of the term loan and municipal bonds is based on quoted prices for similar securities adjusted for the prevailing market-based yields and are deemed to be Level 2 inputs. The remainder of the Company's borrowings and notes receivable maintain a floating interest rate and approximate fair value. Fair value of the Company's floating rate loans and borrowings are estimated by discounting expected future cash flows using a discount rate that reflects the Company's borrowing rate at December 31, 2022.

- The consideration of non-performance risk did not significantly impact the fair values for fixed and floating rate loans and borrowings.
- Contingent consideration is calculated using a valuation model that considers the present value of the expected future payments, discounted using a risk-adjusted discount rate.

FAIR VALUE HIERARCHY

The Company uses the following hierarchy for determining and disclosing the fair value of financial instruments by valuation technique:

Level 1: quoted (unadjusted) prices in active markets for identical assets or liabilities

Level 2: other techniques for which all inputs which have a significant effect on the recorded fair value are observable, either directly or indirectly

Level 3: techniques which use inputs which have a significant effect on the recorded fair value that are not based on observable market data

As of December 31, 2022, the Company held the following financial instruments measured at fair value:

Assets measured at fair value

December 31, 2022	Total	Level 1	Level 2	Level 3
Non-current financial assets				
Restricted cash	5,875	5,875	—	—
Equity investments classified as FVOCI (note 12)	13,629	—	—	13,629
Other investments (note 12)	15,695	8,222	—	7,473
Forward contracts – hedged	682	—	682	—
Interest rate derivatives	32,360	—	32,360	—
Current financial assets				
Restricted cash	1,045	1,045	—	—
Forward contracts - hedged	2,502	—	2,502	—
Interest rate derivatives	70	—	70	—
Energy forward contracts	944	—	944	—

Liabilities measured at fair value

December 31, 2022	Total	Level 1	Level 2	Level 3
Non-current financial liabilities				
Forward contracts – hedged	97	—	97	—
Interest rate derivatives	187	—	187	—
Contingent consideration	1,658	—	—	1,658
Current financial liabilities				
Forward contracts - hedged	6,837	—	6,837	—
Interest rate derivatives	284	—	284	—
Energy forward contracts	625	—	625	—
Contingent consideration	635	—	—	635

As of December 31, 2021, the Company held the following financial instruments measured at fair value:

Assets measured at fair value

December 31, 2021	Total	Level 1	Level 2	Level 3
Non-current financial assets				
Restricted cash	85,023	85,023	—	—
Equity investments classified as FVOCI (note 12)	12,300	—	—	12,300
Other investments (note 12)	17,530	11,079	—	6,451
Forward contracts – hedged	95	—	95	—
Current financial assets				
Restricted cash	8,411	8,411	—	—
Forward contracts – hedged	4,026	—	4,026	—
Interest rate derivatives	30	—	30	—

Liabilities measured at fair value

December 31, 2021	Total	Level 1	Level 2	Level 3
Non-current financial liabilities				
Forward contracts – hedged	574	—	574	—
Interest rate derivatives	1,490	—	1,490	—
Contingent consideration	2,015	—	—	2,015
Current financial liabilities				
Forward contracts – hedged	5,010	—	5,010	—
Interest rate derivatives	1,000	—	1,000	—
Contingent consideration	658	—	—	658

During the years ended December 31, 2022 and 2021, there were no transfers between Level 1, Level 2, and Level 3 fair value measurements.

The following table shows a reconciliation from the opening balances to the closing balances for Level 3 fair values.

	Equity Securities	Contingent Consideration
Balance at January 1, 2021	16,730	—
Purchase of other investments	990	—
Change in fair value	1,031	—
Acquired in business combination	—	2,759
Foreign currency adjustments	—	(86)
Balance at December 31, 2021	18,751	2,673
Purchase of other investments	990	—
Change in fair value	1,361	(223)
Foreign currency adjustments	—	(157)
Balance at December 31, 2022	21,102	2,293

HEDGING ACTIVITIES

Interest rate hedges

In November 2021, the Company entered into interest rate swap contracts with two financial institutions in connection with the execution of its new credit facility. The contracts have a notional value equivalent to the total balance of the term loan B. The contracts swap the variable interest payments on the term loan B to fixed payments of interest. The interest rate caps related to the prior credit facility were unwound and replaced by these contracts. The interest rate swaps were executed so that the Company could hedge its exposure to changes in the benchmark interest rate on the term loan B facility. The Company has matched the critical terms of the swaps to the term loan B and consequently has designated the interest rate swaps as effective cash flow hedges. The amount of gains (losses) related to the interest rate hedges included in equity was \$30,245 and (\$295) in the years ended December 31, 2022 and 2021, respectively. The amount included in equity is anticipated to impact the income statement through November 2026, which is the term of the contracts. During the years ended December 31, 2022 and 2021, (\$1,324) and \$426 was transferred from equity to the income statement as a (decrease) increase to finance costs. There was no ineffectiveness for contracts designated as cash flow hedges during the years ended December 31, 2022 and 2021, respectively.

The Company also continues to maintain derivative contracts with a financial institution to mitigate its exposure to changes in the benchmark interest rate on portions of its Brazilian subsidiary debt. The contracts include interest rate swaps and cross-currency interest rate swaps, which the Company has not designated for hedge accounting. All gains and losses are recognized in profit and loss. During the year ended December 31, 2022, \$1,456 (2021: (\$636)) of gains (losses) related to these outstanding interest rate derivatives were recorded to finance costs in the income statement.

Commodity forward contracts

The Company is exposed to volatility in the prices of raw materials used in some products and uses commodity forward contracts to manage these exposures. Such contracts generally mature within twelve months. Commodity forward contracts have been designated as cash flow hedges and contracts not designated as cash flow hedges are immediately recognized in cost of sales.

The open US dollar denominated forward contracts to purchase commodities contracts as of December 31, 2022 are as follows:

	Metric tons	Average price	Fair value assets	Fair value liabilities
Aluminum forwards	1,475	2,388	3	(28)

The open US dollar denominated forward contracts to purchase commodities contracts as of December 31, 2021 are as follows:

	Metric tons	Average price	Fair value assets	Fair value liabilities
Aluminum forwards	2,775	2,677	445	(36)

The amount from the commodity cash flow hedges included in equity was \$80 and \$384 in the years ended December 31, 2022 and 2021, respectively. The amount included in equity is anticipated to impact the income statement over the next 12 months. During the years ended December 31, 2022 and 2021, \$666 and (\$2,127), respectively, were transferred from equity to the income statement as increases (decreases) to cost of sales. There was no ineffectiveness for contracts designated as cash flow hedges during the years ended December 31, 2022 and 2021.

Foreign currency forward contracts

At any point in time, the Company also uses foreign exchange forward contracts to hedge a portion of its estimated foreign currency exposure in respect of forecasted sales and purchases. These contracts are negotiated to match the terms of the commitments and generally mature within two years. When necessary, these contracts are rolled over at maturity. Foreign exchange forward contracts that are not part of a hedge relationship are held at fair value with fair value changes recognized through profit or loss.

The open foreign exchange forward sales contracts as of December 31, 2022 are as follows:

Exposure	Notional amount	Contract rate	Fair value assets	Fair value liabilities
Cash Flow Hedges				
EUR (versus USD)	€19.1 million	0.96	21	(459)
USD (versus EUR)	\$65.0 million	1.08	1,765	(1,802)

The open foreign exchange forward sales contracts as of December 31, 2021 are as follows:

Exposure	Notional amount	Contract rate	Fair value assets	Fair value liabilities
Cash Flow Hedges				
EUR (versus USD)	€16.0 million	0.87	380	(115)
USD (versus EUR)	\$76.1 million	1.20	5	(3,794)

The open foreign exchange forward purchase contracts as of December 31, 2022 are as follows:

Exposure	Notional amount	Contract rate	Fair value assets	Fair value liabilities
Cash Flow Hedges				
USD (versus EUR)	\$52.7 million	1.037	263	(2,372)
EUR (versus USD)	€36.4 million	0.956	1,046	(39)
GBP (versus USD)	£27.1 million	1.290	—	(2,090)
CNY (versus EUR)	¥26.3 million	0.140	86	(144)

The open foreign exchange forward purchase contracts as of December 31, 2021 are as follows:

Exposure	Notional amount	Contract rate	Fair value assets	Fair value liabilities
Cash Flow Hedges				
USD (versus EUR)	\$95.7 million	1.171	3,015	(87)
EUR (versus USD)	€28.5 million	0.861	42	(679)
GBP (versus USD)	£24.4 million	1.386	43	(865)
CNY (versus USD)	¥58.7 million	0.136	191	(8)

The amounts from the foreign currency cash flow hedges included in equity were (\$2,475) and (\$683) in the years ended December 31, 2022 and 2021, respectively. The amount included in equity is anticipated to impact the income statement over the next two years. During the years ended December 31, 2022 and 2021, \$5,944 and \$2,735, respectively, were transferred from equity to the income statement as increases to cost of sales and selling, general, and administrative expenses. There was nil (2021: nil) recognized in profit or loss during the year ended December 31, 2022 due to ineffectiveness.

Energy forward contracts

The Company is exposed to volatility in the prices of energy that it consumes as part of its operations. The Company enters into fixed price energy forward contracts to manage this exposure. In most cases, the Company enters into forward energy contracts with the expectation that the contract will result in the physical delivery of the underlying gas or electricity in accordance with the Company's operational usage requirements. As such, the energy forward contracts generally qualify for the scope exemption under IFRS 9 and are not recognized as financial instruments. However, for a German subsidiary, a portion of the contracts will be settled in cash rather than through physical delivery of the underlying energy and do not qualify under the scope exemption of IFRS 9 as a result. Consequently, these specific contracts are recorded as derivative instruments. These contracts generally mature within twelve months. The energy forward contracts have been designated as cash flow hedges.

The open energy forward contracts as of December 31, 2022 are as follows:

	Megawatt hours	Average price	Fair value assets	Fair value liabilities
Energy forward contracts	25,313	€129.73	944	(625)

30. ACQUISITION OF SUBSIDIARY

On August 20, 2021, the Company completed a stock purchase agreement to acquire certain assets and assume certain liabilities of Phyr7, GmbH ("Phyr7") located in Heidelberg, Germany. Phyr7 was acquired to manage AMG's entrance into the lithium vanadium battery market. AMG is currently developing this technology to service the industrial power management application market as an alternative to diesel powered generators. Phyr7 is a specialist in artificial intelligence-based power management solutions whose technology will provide key functionality to the Company's lithium vanadium batteries that are currently under development. The acquired entity was included within the AMG Critical Materials Technologies segment. For the years ended December 31, 2022 and 2021, Phyr 7 contributed nil revenues to the Company's results. The consideration transferred to acquire Phyr7 consisted of \$473 of cash and \$2,759 of contingent consideration. The contingent consideration relates to potential additional future payments the Company may have to make to the selling shareholders. These payments include a one-time payment upon successful integration of the acquired software with the Company's lithium vanadium battery as well as a percentage of the acquiree's future EBITDA. The \$2,759 related to this potential additional consideration represents the fair value of the estimated future payments at the date of acquisition.

During 2021, the Company incurred acquisition-related costs of \$170 on legal fees and due diligence costs. These costs were included in selling, general and administrative expenses.

The following table summarizes the recognized amounts of assets acquired and liabilities assumed at the date of acquisition:

	Note	
Intangible assets	11	3,774
Deferred tax liability	9	(1,122)
Total identifiable net assets acquired		2,652

The valuation techniques used for measuring the fair value of material assets acquired were as follows:

- Intangible assets - multi-period excess earnings method: The multi-period excess earnings method considers the present value of net cash flows that are expected to be generated by the acquired software, by excluding any cash flows related to contributory assets.

During 2021, the Company recognized \$580 of goodwill which was the difference between the consideration transferred and the fair value of the identifiable net assets acquired. The goodwill was attributable mainly to the skills and technical talent of Phyr7's workforce and the synergies expected to be achieved from integrating Phyr7 into the Company's existing AMG Critical Materials Technologies business.

31. LEASES

LEASES AS LESSEE

The Company has entered into leases for office space, facilities and equipment. The leases generally provide that the Company pays the tax, insurance and maintenance expenses related to the leased assets. These leases have an average original term of 5-7 years with renewal terms at the option of the lessee and lease payments based on market prices at the time of renewal. There are no restrictions placed upon the lessee by entering into these leases.

Set out below are the carrying amounts of the Company's right-of-use assets, which are included in property, plant and equipment in the statement of financial position, and lease liabilities as well as the movements during the period:

	Right-of-use assets				Lease liabilities
	Land, buildings and improvements	Machinery and equipment	Furniture and fixtures	Total	
January 1, 2021	46,212	3,373	801	50,386	51,881
Additions	5,948	770	576	7,294	7,294
Retirements and transfers	1,116	(10)	(2)	1,104	(57)
Depreciation expense	(4,190)	(1,169)	(458)	(5,817)	—
Interest expense	—	—	—	—	1,807
Payments	—	—	—	—	(7,120)
Foreign currency translation	(2,956)	(169)	(47)	(3,172)	(3,256)
December 31, 2021	46,130	2,795	870	49,795	50,549
January 1, 2022	46,130	2,795	870	49,795	50,549
Additions	4,840	1,453	180	6,473	6,473
Retirements and transfers	(482)	(14)	(6)	(502)	(509)
Depreciation expense	(4,125)	(1,127)	(434)	(5,686)	—
Interest expense	—	—	—	—	1,663
Payments	—	—	—	—	(6,764)
Foreign currency translation	(2,316)	(122)	(60)	(2,498)	(2,478)
December 31, 2022	44,047	2,985	550	47,582	48,934

The Company recognized rent expense from short-term leases of \$1,241 (2021: \$861) and leases of low-value assets of \$370 (2021: \$244) for the year ended December 31, 2022.

32. CAPITAL COMMITMENTS

The Company's capital expenditures include projects to improve the Company's operations and productivity, replacement projects and ongoing environmental requirements (which are in addition to expenditures discussed in note 25). As of December 31, 2022, the Company had committed to capital requirements in the amount of \$115,237 (2021: \$71,080). These capital commitments related primarily to the spodumene capacity expansion in Brazil and the lithium refinery plant construction in Bitterfeld, Germany.

33. CONTINGENCIES

GUARANTEES

The following table outlines the Company's off-balance sheet guarantees and letters of credit for the benefit of third parties as of December 31, 2022 and 2021:

	Guarantees	Letters of credit	Total
2022			
Total amounts committed:	128,231	32,608	160,839
Less than 1 year	45,584	32,608	78,192
2–5 years	75,123	—	75,123
After 5 years	7,524	—	7,524

	Guarantees	Letters of credit	Total
2021			
Total amounts committed:	118,673	26,202	144,875
Less than 1 year	42,845	26,202	69,047
2–5 years	68,508	—	68,508
After 5 years	7,320	—	7,320

In the normal course of business, the Company has provided indemnifications in various commercial agreements which may require payment by the Company for breach of contractual terms of the agreement. Counterparties to these agreements provide the Company with comparable indemnifications. The indemnification period generally covers, at maximum, the period of the applicable agreement plus the applicable limitations period under the law. The maximum potential amount of future payments that the Company would be required to make under these indemnification agreements is not reasonably quantifiable as some indemnifications are not subject to limitation. However, the Company enters into indemnification agreements only when an assessment of the business circumstances would indicate that the risk of loss is remote.

The Company has agreed to indemnify its current and former directors and officers to the extent permitted by law against any and all charges, costs, expenses, amounts paid in settlement and damages incurred by the directors and officers as a result of any lawsuit or any other judicial administrative or investigative proceeding in which the directors and officers are sued as a result of their service. These indemnification claims will be subject to any statutory or other legal limitation period. The nature of such indemnification prevents the Company from making a reasonable estimate of the maximum potential amount it could be required to pay to counterparties. The Company has \$100,000 in directors' and officers' liability insurance coverage.

ENVIRONMENTAL

In 2006, a US subsidiary of the Company entered into a fixed price remediation contract with an environmental consultant, whereby that consultant became primarily responsible for aspects of the environmental remediation. This subsidiary of the Company is still a secondary obligor for this remediation, in the event that the consultant does not perform. The US subsidiary is also still subject to remediate any contamination associated with perchlorate contamination work which commenced in 2019.

The Company has other contingent liabilities related to environmental regulations at several locations. Environmental regulations in France require monitoring of wastewater and potential clean-up to be performed at one of the French subsidiary's plant sites in Chauny. Although the extent of these issues is not yet known, there is a possibility that the Company could incur remediation costs.

As discussed in note 25, a German subsidiary of the Company has a sewer system liability, which is in the process of being resolved via a sewer replacement project. Based on the liability associated with the sewer, it is also believed that there may be a groundwater contamination issue. This German subsidiary has performed

remediation feasibility trials but has not received a demand from the government with respect to any potential wider groundwater treatment and it has recorded no provision for this, but it is possible that some remediation will eventually be required. The Company believes that the maximum exposure related to this contamination is \$10,000.

TAXATION

The Brazilian subsidiary has established provisions related to potential tax exposure matters such as: (i) income tax on previous years calculations and on interests on intergroup loans; (ii) taxes over other revenues; (iii) federal and state VAT credits disallowances and; (iv) mining royalties. Not all of these matters are pending legal action, and some of these matters are maintained pending applicable statute of limitations. The accrued amounts include potential penalties and interest exposure and are based upon the input of the Company's advisors as to probability evaluation and payable nature to such matters. The amount accrued for all such matters was \$4,953 as of December 31, 2022.

LITIGATION

We are party to various pending or threatened legal actions and other proceedings that arise in the ordinary course of our business, including matters arising under provisions relating to the protection of the environment. These types of matters could result in compensatory damages, cost reimbursements or contributions, penalties, non-monetary sanctions, or other relief. We believe the probability is remote that the outcome of each of these matters will have a material adverse effect on the Company as a whole. We cannot predict the outcome of legal or other proceedings with certainty.

OTHER

One of the Company's subsidiaries closed a pension plan in 2005, prior to becoming part of AMG. The Company has been made aware that there are potential flaws in the paperwork which substantiates the closure, which could make this closure invalid. If a claim was made on this basis, the potential liability could approximate \$10,000. Due to the length of time since the closure, the Company does not believe that any claim is likely, and no provision has been made for this contingency.

34. RELATED PARTIES

TRANSACTIONS WITH KEY MANAGEMENT PERSONNEL

Key management personnel compensation

The Company considers the members of the Management Board and the Supervisory Board to be the key management personnel as defined in IAS 24 Related parties. Refer to note 24 for further details.

For remuneration details of the Management Board and the Supervisory Board, see below.

The compensation of the Management Board of the Company comprised:

For the year ended December 31, 2022	Salaries and bonus	Share-based compensation	Post-employment benefits including contributions to defined contribution plans	Other remuneration ^(a)	Total
Heinz Schimmelbusch	2,710	2,024	210	196	5,140
Eric Jackson	1,889	775	116	54	2,834
Jackson Dunckel	1,433	597	406	38	2,474
Total	6,032	3,396	732	288	10,448

[a] Other remuneration includes car expenses and insurance paid for by the Company.

For the year ended December 31, 2021	Salaries and bonus	Share-based compensation	Post-employment benefits including contributions to defined contribution plans	Other remuneration ^(a)	Total
Heinz Schimmelbusch	2,628	3,539	181	175	6,523
Eric Jackson	1,814	1,252	103	42	3,211
Jackson Dunckel	1,383	1,041	417	41	2,882
Total	5,825	5,832	701	258	12,616

[a] Other remuneration includes car expenses and insurance paid for by the Company.

Each member of the Management Board has an employment contract with the Company which provides for severance in the event of termination without cause. The maximum severance payout is limited to two years base salary and two years of target annual bonus.

The compensation of the Supervisory Board of the Company comprised:

For the year ended December 31, 2022	Cash remuneration	Share-based remuneration	Total compensation
Steve Hanke	110	63	173
Willem van Hassel	75	42	117
Herb Depp	80	37	117
Donatella Ceccarelli	80	37	117
Dagmar Bottenbruch	65	37	102
Warmolt Prins	65	37	102
Total	475	253	728

For the year ended December 31, 2021	Cash remuneration	Share-based remuneration	Total compensation
Steve Hanke	110	71	181
Willem van Hassel	75	47	122
Herb Depp	80	41	121
Donatella Ceccarelli	80	41	121
Frank Löhner ¹	22	14	36
Dagmar Bottenbruch	65	41	106
Warmolt Prins	43	27	70
Total	475	282	757

[1] Frank Löhner stepped down from the Supervisory Board effective May 2021.

Total Management Board and Supervisory Board Compensation for the year ended:	Cash remuneration	Share-based compensation	Post-employment benefits including contributions to defined contribution plans	Other remuneration ^(a)	Total
December 31, 2022	6,507	3,649	732	288	11,176
December 31, 2021	6,300	6,114	701	258	13,373

[a] Other remuneration includes car expenses and insurance paid for by the Company.

ENTITIES WITH SIGNIFICANT INFLUENCE OVER THE COMPANY

Foundation

In July 2010, the foundation “Stichting Continuïteit AMG” (“Foundation”) was established following the resolution adopted at its Annual Meeting on May 12, 2010. The board of the Foundation consists of three members, all of whom are independent of AMG. The purpose of the Foundation is to safeguard the interests of the parent company, the enterprise connected therewith and all the parties having an interest therein and to exclude as much as possible influences which could threaten, amongst other things, the continuity, independence and identity of the parent company contrary to such interests.

By agreement on December 22, 2010, between the parent company and the Foundation, the Foundation has been granted a call option pursuant to which it may purchase a number of preference shares up to a maximum of the number of ordinary

shares issued and outstanding with third parties at the time of exercise of the option. The agreement cannot be terminated by the Company as long as the Company has not cancelled, or repurchased preference shares acquired by the Foundation.

The Company entered into a cost compensation agreement with the Foundation dated December 22, 2010. As per the agreement, the Company is required to provide funds to the Foundation for the costs incurred in connection with the fulfillment of the objectives of the Foundation. These costs include costs for establishing the Foundation, remuneration and out of pocket expenses for the members of the board of the Foundation, commitment fees, advisory fees and certain other costs. During the year ended December 31, 2022, the amounts paid by the Company to or on behalf of the Foundation were \$65 (2021: \$72).

PARENT COMPANY FINANCIAL STATEMENTS

AMG ADVANCED METALLURGICAL GROUP, N.V. — PARENT COMPANY STATEMENT OF FINANCIAL POSITION

(AFTER PROFIT APPROPRIATION)

For the year ended December 31	Note	2022	2021
In thousands of US dollars			
Fixed assets			
Goodwill and other intangible assets	6	9,758	9,761
Tangible fixed assets	5	1,004	1,587
Financial fixed assets			
Investments in subsidiaries	7	506,399	351,045
Dividends declared due from subsidiaries	7	27,192	—
Loans due from subsidiaries	7	149,289	61,901
Deposits and other assets	8	1,382	1,839
Derivative financial instruments	16	23,112	—
Financial fixed assets		707,374	414,785
Total fixed assets		718,136	426,133
Related party receivables	9	8,841	12,366
Loans due from subsidiaries	7	13,710	—
Prepayments and other assets	10	1,327	1,572
Cash and cash equivalents	11	20,649	79,746
Total current assets		44,527	93,684
Total assets		762,663	519,817
Equity			
Issued capital	12	853	853
Share premium	12	553,715	553,715
Foreign currency translation reserve	12	(32,146)	(27,862)
Hedging reserve	12	27,235	(962)
Capitalized development expenditures reserve	12	930	1,146
Defined benefit obligation reserve	12	(43,363)	(71,134)
Fair value reserve	12	1,741	2,008
Cost of hedging reserve	12	734	383
Treasury shares	12	(14,685)	(16,596)
Retained earnings (deficit)	12	(4,461)	(173,117)
Total equity attributable to shareholders of the Company		490,553	268,434
Long-term liabilities			
Long-term debt	13	240,087	241,712
Lease liabilities	17	394	883
Advanced contributions	14	11,000	—
Derivative financial instruments	16	—	210
Long-term liabilities		251,481	242,805
Short-term liabilities			
Current portion long-term debt	13	2,500	2,500
Lease liabilities	17	528	606
Amounts due to subsidiaries	15	13,599	647
Other payables	14	4,002	4,825
Short-term liabilities		20,629	8,578
Total liabilities		272,110	251,383
Total equity and liabilities		762,663	519,817

The notes are an integral part of these financial statements.

AMG ADVANCED METALLURGICAL GROUP, N.V. — PARENT COMPANY INCOME STATEMENT

For the year ended December 31	Note	2022	2021
In thousands of US dollars			
General and administrative expenses		(29,799)	(30,530)
Other income	2	25,840	16,179
Net other operating income		25,840	16,179
Operating loss		(3,959)	(14,351)
Finance income	3	11,842	4,422
Finance cost	3	(16,188)	(15,904)
Net finance cost		(4,346)	(11,482)
Share of loss of associates		(1,250)	(1,053)
Loss before income tax		(9,555)	(26,886)
Income tax expense	4	—	—
Loss after tax		(9,555)	(26,886)
Profit from subsidiaries		197,144	40,657
Net profit		187,589	13,771

The notes are an integral part of these financial statements.

NOTES TO PARENT COMPANY FINANCIAL STATEMENTS

1. SUMMARY OF SIGNIFICANT ACCOUNTING POLICIES

For details of the Company and its principal activities, reference is made to the consolidated financial statements.

The parent company financial statements have been prepared in accordance with Part 9 of Book 2 of the Netherlands Civil Code, as generally accepted in the Netherlands. In accordance with the provisions of article 362-8 of Book 2 of the Netherlands Civil Code, the accounting policies used in the financial statements are the same as the accounting policies used in the notes to the consolidated financial statements, prepared under IFRS as endorsed by the European Union. Investments in subsidiaries are valued at their net equity value including allocated goodwill.

For a listing of all material operating entities in which the Company has an ownership interest, please refer to note 1 in the consolidated financial statements. The Company has filed a complete list of entities in which AMG has an ownership interest, with the Dutch Chamber of Commerce.

PARTICIPATING INTERESTS IN GROUP COMPANIES

Group companies are all entities in which the Company has direct or indirect control. The Company controls an entity when it is exposed, or has rights, to variable returns from its involvement with the group company and has the ability to affect those returns through its power over the group company. Group companies are recognized from the date on which control is obtained by the Company and derecognized from the date that control by the Company over the group company ceases. Participating interests in group companies are accounted for in the separate financial statements according to the equity method with the principles for the recognition and measurement of assets and liabilities and determination of results as set out in the notes to the consolidated financial statements.

Participating interests with a negative net asset value are valued at nil. This measurement also covers any receivables provided to the participating interests that are, in substance, an extension of the net investment. In particular, this relates to loans for which settlement is neither planned nor likely to occur in the foreseeable future. A share in the profits of the participating interest in subsequent years will only be recognized if and to the extent that the cumulative unrecognized share of loss has been absorbed. If the Company fully or partially guarantees the debts of the relevant participating interest, or if it has the constructive obligation to enable the participating interest to pay its debts (for its share therein), then a provision is recognized accordingly to the amount of the estimated payments by the Company on behalf of the participating interest.

SHARE OF RESULT OF PARTICIPATING INTERESTS

The share in the result of participating interests consists of the share of the Company in the result of these participating interests. Results on transactions involving the transfer of assets and liabilities between the Company and its participating interests and mutually between participating interests themselves, are eliminated to the extent that they can be considered as not realized.

The Company makes use of the option to eliminate intragroup expected credit losses against the book value of loans and receivables from the Company to participating interests, instead of elimination against the equity value / net asset value of the participating interests.

As of December 31, 2022, non-monetary assets and liabilities have been converted to USD using a conversion rate of EUR:USD of 1.0675 (2021: 1.1342).

2. OTHER INCOME

Other income during the year ended December 31, 2022, includes income from management fees charged to subsidiaries of \$25,840 (2021: \$16,179). The services provided for these fees include general management services and other professional services.

3. FINANCE INCOME AND COST

Finance income during the year ended December 31, 2022, includes interest income from loans to subsidiaries of \$6,646 (2021: \$4,405) and interest income from bank deposits of \$2,319 (2021: \$17) and other items of \$2,877 (2021: nil). See note 7 for additional details. Finance cost during the year ended December 31, 2022, includes interest expense on loans due to subsidiaries of nil (2021: \$186), interest expense on external debt of \$16,127 (2021: \$14,948) and other items of cost \$61 (2021: \$770). See note 8 in the consolidated financial statements for additional details.

4. INCOME TAXES

AMG Advanced Metallurgical Group N.V. is the head of the fiscal unity that exists for Dutch corporate income tax purposes. As such, the total deferred and current tax assets (liabilities) as well as tax expense (benefit) for all members of the fiscal unity are recorded on the books and records of AMG NV. In the income statement in 2022 and 2021, the Company reported an income tax expense of nil (2021: nil). The taxable loss is reduced by non-deductible expenses of \$8,548 and \$8,838 in 2022 and 2021 respectively, and is primarily related to taxable distributions from Brazil, non-deductible transaction costs, share-based compensation expenses as well as stewardship expenses.

During the years ended December 31, 2022 and 2021, the income tax benefits related to the current year losses and other tax

attributes of the fiscal unity were not recognized. In total, \$1,297 and \$4,512 were not recognized in 2022 and 2021, respectively, as it is not probable that these amounts will be realized.

Deferred tax assets are recognized to the extent it is probable that the temporary differences, unused tax losses and unused tax credits will be realized. The realization of deferred tax assets is reviewed each reporting period and includes the consideration of historical operating results, projected future taxable income and potential tax planning strategies. At December 31, 2022, net operating loss and tax credit carryforwards for which no deferred tax assets have been recognized in the balance sheet amount to \$124,768 (2021: \$111,501).

5. TANGIBLE FIXED ASSETS

Tangible fixed assets of \$1,004 (2021: \$1,587) consists primarily of leasehold improvements, leases and office furniture and fixtures. See note 17 for additional details. These are carried at cost less accumulated depreciation and are depreciated over their anticipated useful life. The depreciation during the year ended December 31, 2022, was \$643 (2021: \$569). All tangible fixed assets are pledged as collateral under the AMG Credit Facility. Refer to note 10 of the consolidated financial statements for additional information.

6. GOODWILL AND OTHER INTANGIBLE ASSETS

Goodwill and intangible assets of \$9,758 (2021: \$9,761) primarily related to the merger of Sudamin Holding SPRL of \$9,702 and \$56 includes computer and software licenses. They are carried at cost less accumulated amortization and are amortized over their anticipated useful life. The amortization during the year ended December 31, 2022 was \$34 (2021: \$84).

7. FINANCIAL FIXED ASSETS INVESTMENTS IN SUBSIDIARIES

The movement in subsidiaries was as follows:

	Investment in subsidiaries
Balance at January 1, 2021	295,774
Dividend to parent	—
Investments in companies	5,600
Intergroup cash pooling conversion to equity	4,007
Profit for the period	40,657
Change in non-controlling interest	(758)
Changes in hedges and fair value hedges	(1,576)
Gain on FVOCI investments	2,609
Actuarial gains	19,520
Effect of movements in exchange rates	(6,218)
Equity-settled share-based payments	2,100
Movement of negative participation to loans	(10,670)
Balance at December 31, 2021	351,045
Balance at January 1, 2022	351,045
Dividend to parent	(49,596)
Investments in companies	647
Profit for the period	197,144
Change in non-controlling interest	(1,341)
Changes in hedges and fair value hedges	5,226
Loss on FVOCI investments	(267)
Actuarial gains	27,771
Effect of movements in exchange rates	(4,284)
Equity-settled share-based payments	227
Movement of negative participation to loans	(20,173)
Balance at December 31, 2022	506,399

As of December 31, 2022, our Brazil subsidiary declared dividends to the Company and a Brazilian Dutch subsidiary by the amount of \$76,340 based on their ownership percentage of 65.13% and 34.87%, respectively. As a result, the Company recorded dividends of \$49,596, and received payments of \$22,404 which resulted in a receivable balance of \$27,192.

CHANGES IN HEDGES AND FAIR VALUE HEDGES

This represents the effect of the Company's subsidiaries recording the changes in their equity from the effective portion of the cumulative net change in the fair value of cash flow hedging instruments related to hedged transactions that have not yet occurred.

EQUITY-SETTLED SHARE-BASED PAYMENTS

Subsidiaries are locally recording the effect of share-based payments for their employees in their equity. The equity balance of the subsidiaries is comprised of the value of equity-settled share-based payments provided to employees (and outside consultants), including key management personnel, as part of their remuneration. The change in the Company's investment in subsidiary balance is equal to the change recognized in retained earnings at the subsidiaries.

LOANS DUE FROM SUBSIDIARIES

	Non-current loans due from subsidiaries	Current loan due from subsidiaries	Total
Balance at January 1, 2021	58,983	—	58,983
Loans	21,383	—	21,383
Repayments	(29,000)	—	(29,000)
Currency translation adjustment	(135)	—	(135)
Movement of negative participation	10,670	—	10,670
Balance at December 31, 2021	61,901	—	61,901
Balance at January 1, 2022	61,901	—	61,901
Loans	111,160	—	111,160
Repayments	(33,647)	—	(33,647)
Loan reclassification	(13,710)	13,710	—
Currency translation adjustment	3,412	—	3,412
Movement of negative participation	20,173	—	20,173
Balance at December 31, 2022	149,289	13,710	162,999

Loans due from subsidiaries

	Interest rate	Maturity	2022	2021
German subsidiary	1 Month EURIBOR + 1.75% -5.38%	11/30/2026	93,235	3,153
US subsidiary	5.45%-9.05%	8/10/2027	45,520	41,564
Brazil subsidiary	5.50%	1/24/2023	13,710	37,357
Netherlands subsidiary	9.18%	11/30/2027	10,534	—

8. DEPOSITS AND OTHER ASSETS

The deposit and other assets account include debt issuance costs related to the undrawn amounts on the revolving credit facility and security deposits for the Amsterdam and Frankfurt office locations of the Company. See note 13 for additional information.

9. RELATED PARTY RECEIVABLES

Related party receivables of \$8,841 (2021: \$12,366) primarily represents management fees owed to the Company of \$6,014 (2021: \$9,974), interest owed on loans due from subsidiaries of \$1,581 (2021: \$2,323), and amounts owed by subsidiaries that represent expenses paid for by AMG and billed back to the subsidiaries of \$1,246 (2021: \$69).

10. PREPAYMENTS AND OTHER ASSETS

At December 31, 2022 and 2021, prepayments primarily represent prepaid insurance for the Company of \$1,327 (2021: \$1,572).

11. CASH AND CASH EQUIVALENTS

Bank balances earn interest at floating rates based on daily bank deposit rates.

12. SHAREHOLDERS' EQUITY AND OTHER CAPITAL RESERVES

In thousands for US dollars	Equity attributable to shareholders of the parent					
	Issued capital	Share premium	Treasury shares	Other reserves	Retained deficit	Total
Balance at January 1, 2021	831	489,546	(80,165)	(110,593)	(184,139)	115,480
Foreign currency translation	—	—	—	(2,220)	—	(2,220)
Change in fair value of equity investments classified as fair value through other comprehensive income	—	—	—	2,609	—	2,609
Loss on cash flow hedges, net of tax	—	—	—	(1,361)	—	(1,361)
Actuarial gain, net of tax	—	—	—	15,522	—	15,522
Net gain recognized through other comprehensive income	—	—	—	14,550	—	14,550
Profit for the year	—	—	—	—	13,771	13,771
Total comprehensive gain for the year	—	—	—	14,550	13,771	28,321
Issuance of common shares	74	118,648	—	—	—	118,722
Purchase of common shares	—	—	(1,210)	—	—	(1,210)
Re-issuance of treasury shares	—	—	1,010	—	135	1,145
Cancellation of treasury shares	(52)	(54,479)	54,531	—	—	—
Equity-settled share-based payments	—	—	—	—	10,028	10,028
Settlement of share-based payment awards	—	—	9,238	—	(4,934)	4,304
Transfer to retained deficit	—	—	—	(378)	378	—
Change in non-controlling interests	—	—	—	—	(758)	(758)
Dividend	—	—	—	—	(7,598)	(7,598)
Balance at December 31, 2021	853	553,715	(16,596)	(96,421)	(173,117)	268,434
Balance at January 1, 2022	853	553,715	(16,596)	(96,421)	(173,117)	268,434
Foreign currency translation	—	—	—	(1,631)	—	(1,631)
Change in fair value of equity investments classified as fair value through other comprehensive income	—	—	—	(267)	—	(267)
Gain on cash flow hedges, net of tax	—	—	—	28,548	—	28,548
Actuarial gain, net of tax	—	—	—	25,118	—	25,118
Net gain recognized through other comprehensive income	—	—	—	51,768	—	51,768
Profit for the year	—	—	—	—	187,589	187,589
Total comprehensive gain for the year	—	—	—	51,768	187,589	239,357
Purchase of common shares	—	—	(1,504)	—	—	(1,504)
Equity-settled share-based payments	—	—	—	—	5,552	5,552
Settlement of share-based payment awards	—	—	3,415	—	(3,475)	(60)
Transfer to retained deficit	—	—	—	(216)	216	—
Change in non-controlling interests	—	—	—	—	(1,341)	(1,341)
Dividend	—	—	—	—	(19,885)	(19,885)
Balance at December 31, 2022	853	553,715	(14,685)	(44,869)	(4,461)	490,553

OTHER RESERVES

	Legal reserves					Defined benefit obligation reserve	Total
	Foreign currency translation reserve	Hedging reserve	Cost of hedging reserve	Capitalized development expenditures reserve	Fair value reserve		
Balance at January 1, 2021	(21,644)	247	535	1,524	(601)	(90,654)	(110,593)
Currency translation differences	(6,218)	—	—	—	—	3,998	(2,220)
Gain on FVOCI investments	—	—	—	—	2,609	—	2,609
Movement on cash flow hedges	—	1,591	(239)	—	—	—	1,352
Tax effect on net movement on cash flow hedges	—	(2,800)	87	—	—	—	(2,713)
Actuarial gains on defined benefit plans	—	—	—	—	—	19,819	19,819
Tax effect on net movement on defined benefit plans	—	—	—	—	—	(4,297)	(4,297)
Transfer to retained deficit	—	—	—	(378)	—	—	(378)
Balance at December 31, 2021	(27,862)	(962)	383	1,146	2,008	(71,134)	(96,421)
Balance at January 1, 2022	(27,862)	(962)	383	1,146	2,008	(71,134)	(96,421)
Currency translation differences	(4,284)	—	—	—	—	2,653	(1,631)
Loss on FVOCI investments	—	—	—	—	(267)	—	(267)
Movement on cash flow hedges	—	29,332	520	—	—	—	29,852
Tax effect on net movement on cash flow hedges	—	(1,135)	(169)	—	—	—	(1,304)
Actuarial gains on defined benefit plans	—	—	—	—	—	35,969	35,969
Tax effect on net movement on defined benefit plans	—	—	—	—	—	(10,851)	(10,851)
Transfer to retained deficit	—	—	—	(216)	—	—	(216)
Balance at December 31, 2022	(32,146)	27,235	734	930	1,741	(43,363)	(44,869)

EQUITY-SETTLED SHARE-BASED PAYMENTS

The value of equity-settled share-based payments provided to employees, including key management personnel, as part of their remuneration is recognized in equity. The amount reserved for share-based payments is recorded within retained earnings.

LEGAL RESERVES

AMG is a company incorporated under Dutch law. In accordance with the Dutch Civil Code, legal reserves have to be established in certain circumstances. The legal reserves consisted of the cumulative translation adjustment reserve, the unrealized losses on derivatives reserve, the legal participation reserve, the investment reserve and the capitalized development expenditures reserve. Legal reserves are non-distributable to the Company's shareholders.

DIVIDENDS

Dividends of \$19,885 have been declared and paid during the year ended December 31, 2022. Dividends of \$7,598 have been declared and paid during the year ended December 31, 2021.

APPROPRIATION OF NET PROFIT

Pursuant to section 26 of the Articles of Association, the Management Board shall, subject to the approval of the Supervisory Board, be authorized to reserve the profits in whole or in part. The General Meeting is authorized to distribute and/or reserve any remaining part of the profits.

During 2021, AMG's Supervisory Board adopted an addendum to its dividend policy which states that AMG has cyclical elements in its product mix and that it desires to have a relatively consistent dividend pay-out, the revised policy allows for stable dividend pay-outs and targets gradual increases to historic dividend levels, provided that such pay-outs and possible increases are supported by AMG's liquidity and cash flow generation, and subject to prevailing statutory requirements. AMG intends to declare a dividend of €0.70 per ordinary share over the financial year 2022. The interim dividend of €0.30, paid on August 10, 2022, will be deducted from the amount to be distributed to shareholders. The proposed final dividend per ordinary share therefore amounts to €0.40.

Preference shares

In July 2010, the foundation "Stichting Continuïteit AMG" ("Foundation") was established following the resolution adopted at its Annual Meeting on May 12, 2010. The board of the Foundation consists of three members, all of whom are independent of AMG. The purpose of the Foundation is to safeguard the interests of the parent company, the enterprise connected therewith and all the parties having an interest therein and to exclude as much as possible influences which could threaten, amongst other things, the continuity, independence and identity of the parent company contrary to such interests.

By agreement on December 22, 2010, between the parent company and the Foundation, the Foundation has been granted a call option pursuant to which it may purchase a number of preference shares up to a maximum of the number of ordinary shares issued and outstanding with third parties at the time of exercise of the option. The agreement cannot be terminated by the Company as long as the Company has not cancelled, or repurchased preference shares acquired by the Foundation.

13. LONG-TERM DEBT

On November 30, 2021, the Company, Metallurg, Inc. and AMG Invest GmbH entered into a new \$350,000, 7-year senior secured term loan B facility ("term loan") and a \$200,000 5-year senior secured revolving credit facility ("revolver"). The total facility amount of \$550,000 replaced AMG's existing credit facility and extended the term loan maturity from 2025 to 2028 and revolver maturity from 2023 to 2026. Proceeds from the facility were used to repay AMG's previous credit facility. As of December 31, 2022, the total carrying value of the term loan was \$242,587 (2021: \$244,212).

AMG Advanced Metallurgical Group N.V. is one of the borrowers under the revolving credit facility. Refer to note 21 in the consolidated financial statements for additional information relating to the long-term debt.

As of December 31, 2022, there was an asset of \$1,321 (2021: \$1,774) related to debt issuance costs incurred on the undrawn portion of the revolving credit facility. This is included in deposits and other assets on the statement of financial position. See note 8 for additional details.

The Company directly borrowed \$250,000 of the \$350,000 senior secured term loan B facility. To mitigate interest rate risk, on November 30, 2021 the Company entered into interest rate swaps totaling \$250,000 in connection with the execution of the Term Loan B and revolving credit facility. This determination was made as part of the ongoing risk management process as these instruments mitigate the interest rate risk on the Company's credit facility. See note 29 in the consolidated financial statements for additional information on the interest rate hedging activities.

LOANS DUE TO SUBSIDIARIES

There were no loans due to subsidiaries in the years ended December 31, 2022 and 2021.

14. OTHER PAYABLES

Trade and other payables represent amounts owed to professional service firms, accrued employee costs and accrued interest. There was \$189 payable to Dutch tax authorities for wage taxes as of December 31, 2022 (2021: \$125).

The Company agreed to a strategic partnership with JX Nippon Mining & Metals Corporation for the production and supply of tantalum concentrate which includes a \$25,000 payment from JX to the Company, which \$11,000 were paid in advance as of December 31, 2022 and \$14,000 which will be effective by the end of March 2023. See note 26 in the consolidated financial statements for additional information on leases.

15. AMOUNTS DUE TO SUBSIDIARIES

Certain payroll, travel and entertainment and other expenses, are paid directly by one subsidiary and billed to the Company at cost as well as dividend payments received on behalf of a subsidiary. As of December 31, 2022 and 2021, these amounted to \$13,599 and \$647, respectively. The increase was mainly driven by dividend payments from our Brazil subsidiary that were held by the Company on behalf of our Lithium B.V. subsidiary.

16. DERIVATIVE FINANCIAL INSTRUMENTS

Please refer to notes 28 and 29 in the consolidated financial statements for more information on financial instruments and risk management policies.

INTEREST RATE HEDGES

In November 2021, the Company entered into interest rate swap contracts with two financial institutions in connection with the execution of its new credit facility. The contracts have a notional value equivalent to the total balance of the term loan B. The contracts swap the variable interest payments on the term loan B to fixed payments of interest. The interest rate caps related to the prior credit facility were unwound and replaced by these contracts. The interest rate swaps were executed so that the Company could hedge its exposure to changes in the benchmark interest rate on the term loan B facility. The Company has matched the critical terms of the swaps to the term loan B and consequently has designated the interest rate swaps as effective cash flow hedges. The amount of gains (losses) related to the interest rate hedges included in equity was \$23,112 and (\$210) in the years ended December 31, 2022 and 2021, respectively. The amount included in equity is anticipated to impact the income statement through November 2026, which is the term of the contracts. During the years ended December 31, 2022 and 2021, (\$946) and \$426 was transferred from equity to the income statement as a (decrease) increase to finance costs. There was no ineffectiveness for contracts designated as cash flow hedges during the years ended December 31, 2022 and 2021, respectively.

At December 31, 2022, a balance of \$23,112 (2021: \$210 non-current derivative liability) related to the interest rate swaps was recorded as a non-current derivative asset.

17. LEASES

The Company has entered into leases for office space in Amsterdam and Frankfurt. The Amsterdam lease term originally had a termination date of March 31, 2013, but it has since been extended through March 2023. The Frankfurt lease term has an unlimited term but can be cancelled with six months' notice beginning December 31, 2012.

The Company applied IFRS 16 (lease accounting) for the first time as of January 1, 2019. The Company recognized new assets and liabilities for its operating leases which are primarily comprised of buildings, equipment and automobiles. See note 31 in the consolidated financial statements for additional information on leases.

Set out below are the carrying amounts of the Company's right-of-use assets, which are included in property plant and equipment in the statement of financial position, and lease liabilities as well as the movements during the year:

	Right-of-use assets				Lease liabilities
	Land, buildings and improvements	Machinery and equipment	Furniture and fixtures	Total	
Balance at January 1, 2021	509	91	17	617	662
Additions	918	111	25	1,054	1,048
Retirements and transfers	263	—	5	268	203
Depreciation expense	(462)	(49)	(17)	(528)	—
Interest expense	—	—	—	—	74
Payments	—	—	—	—	(593)
Foreign currency translation	—	—	—	—	95
Balance at December 31, 2021	1,228	153	30	1,411	1,489
Balance at January 1, 2022	1,228	153	30	1,411	1,489
Additions	—	48	—	48	48
Depreciation expense	(521)	(71)	(16)	(608)	—
Interest expense	—	—	—	—	62
Payments	—	—	—	—	(677)
Balance at December 31, 2022	707	130	14	851	922

18. RELATED PARTIES

Key management compensation data is disclosed in note 34 of the consolidated financial statements.

The Company entered into a cost compensation agreement with the Foundation dated December 22, 2010 (see note 12). As per the agreement, the Company is required to provide funds to the Foundation for the costs incurred in connection with the fulfillment of the objectives of the Foundation. These costs include costs for establishing the Foundation, remuneration and out-of-pocket expenses for the members of the board of the Foundation, commitment fees, advisory fees and other costs. During the year ended December 31, 2022, the Company funded \$65 (2021: \$72).

19. EMPLOYEES BENEFITS AND NUMBER OF EMPLOYEES

During the year ended December 31, 2022, the Company recorded wages and salaries of \$18,552 (2021: \$21,191), social security charges of \$650 (2021: \$577) and pension charges of \$653 (2021: \$611) related to the employees of the Company which is included in general and administrative expenses in the income statement. During the year ended December 31, 2022, the average number of staff employed by the Company, converted into a full-time equivalents, amounted to 27 employees (2021: 27), of which 24 (2021: 24) were employed outside the Netherlands.

20. AUDIT FEES

KPMG has served as our independent auditor for the year ending December 31, 2022 and 2021. The following table sets out the aggregate fees for professional audit services and other services rendered by KPMG and their member firms and/or affiliates in 2022:

	2022			2021		
	KPMG Accountants N.V USD' 000	KPMG Network USD' 000	Total	KPMG Accountants N.V USD' 000	KPMG Network USD' 000	Total
Group financial statements	790	1,266	2,056	744	1,188	1,932
Audit of statutory financial statements	—	325	325	—	321	321
Other assurance services*	486	15	501	—	10	10
Other non-assurance services	—	32	32	—	20	20
Total	1,276	1,638	2,914	744	1,539	2,283

*The other assurance services in 2022 by the amount of \$501 (2021: \$10) mainly related to the audit of AMG Lithium's carve-out financial statements and research services for one of our US and German operations, respectively.

AMSTERDAM, MARCH 15, 2023

MANAGEMENT BOARD

AMG ADVANCED METALLURGICAL GROUP N.V.

AMSTERDAM, MARCH 15, 2023

Dr. Heinz Schimmelbusch

Eric Jackson

Jackson Dunckel

AMSTERDAM, MARCH 15, 2023

SUPERVISORY BOARD

AMG ADVANCED METALLURGICAL GROUP N.V.

AMSTERDAM, MARCH 15, 2023

Steve Hanke, Chairman

Willem van Hassel, Vice Chairman

Herb Depp

Donatella Ceccarelli

Dagmar Bottenbruch

Warmolt Prins

OTHER INFORMATION

Article 25 and 26 of the Articles of Association

25. Adoption of Annual Accounts

25.1 The annual accounts shall be adopted by the general meeting.

25.2 Without prejudice to the provisions of article 23.2, the company shall ensure that the annual accounts, the annual report and the additional information that should be made generally available together with the annual accounts pursuant to or in accordance with the law, are made generally available from the day of the convocation of the general meeting at which they are to be dealt with.

25.3 The annual accounts cannot be adopted if the general meeting has not been able to take notice of the auditor's report, unless a valid ground for the absence of the auditor's report is given under the other additional information referred to in article 25.2.

26.1 The management board shall, subject to the approval of the supervisory board, be authorized to reserve the profits wholly or partly.

INDEPENDENT AUDITOR'S REPORT

To: the General Meeting of Shareholders and the Supervisory Board of AMG Advanced Metallurgical Group N.V.

Report on the audit of the financial statements 2022 included in the annual report

Our opinion

- the accompanying consolidated financial statements give a true and fair view of the financial position of AMG Advanced Metallurgical Group N.V. (herein referred to as "the Company", "AMG NV" or "AMG") as at December 31, 2022 and of its result and its cash flows for the year then ended, in accordance with International Financial Reporting Standards as adopted by the European Union (EU-IFRS) and with Part 9 of Book 2 of the Dutch Civil Code.
- the accompanying parent company financial statements give a true and fair view of the financial position of AMG NV as at December 31, 2022 and of its result for the year then ended in accordance with Part 9 of Book 2 of the Dutch Civil Code.

What we have audited

We have audited the financial statements 2022 of AMG based in Amsterdam. The financial statements include the consolidated financial statements and the parent company financial statements.

The consolidated financial statements comprise:

- 1 the consolidated statement of financial position as at December 31, 2022;
- 2 the following consolidated statements for the year 2022: the income statement, the statements of other comprehensive income, changes in equity and cash flows; and
- 3 the notes comprising a summary of the significant accounting policies and other explanatory information.

The parent company financial statements comprise:

- 1 the parent company statement of financial position as December 31, 2022;
- 2 the parent company income statement for the year 2022; and
- 3 the notes comprising a summary of the accounting policies and other explanatory information.

Basis for our opinion

We conducted our audit in accordance with Dutch law, including the Dutch Standards on Auditing. Our responsibilities under those standards are further described in the 'Our responsibilities for the audit of the financial statements' section of our report.

We are independent of AMG in accordance with the 'Verordening inzake de onafhankelijkheid van accountants bij assurance-opdrachten' (ViO, Code of Ethics for Professional Accountants, a regulation with respect to independence) and other relevant independence regulations in the Netherlands. Furthermore, we have complied with the 'Verordening gedrags- en beroepsregels accountants' (VGBA, Dutch Code of Ethics).

We designed our audit procedures in the context of our audit of the financial statements as a whole and in forming our opinion thereon. The information in respect of going concern, fraud and non-compliance with laws and regulations, climate-related risks and the key audit matters was addressed in this context, and we do not provide a separate opinion or conclusion on these matters.

We believe the audit evidence we have obtained is sufficient and appropriate to provide a basis for our opinion.



Information in support of our opinion

Summary

Materiality
<ul style="list-style-type: none">Materiality of USD 7.5 million0.6 percent of three year's average revenue
Group audit
<ul style="list-style-type: none">Audit coverage of 90% of total assetsAudit coverage of 93% of revenue
Fraud/Noclar, going concern and climate-related risks
<ul style="list-style-type: none">Fraud & Non-compliance with laws and regulations' ('Noclar') related risks: we identified as fraud risks the presumed risks laid down in the auditing standards, being management override of controls and revenue recognition during the cut-off period around the year-end closing. No significant Noclar risks identified in our audit.Going concern related risks: no significant going concern risks identified.Climate-related risks: We have considered the impact of climate related risks on the financial statements and described our approach and observations in the section 'Audit response to climate-related risks'.
Key audit matters
<ul style="list-style-type: none">Revenue recognition for the sale of goods and construction contracts
Opinion
<ul style="list-style-type: none">Unqualified

Materiality

Based on our professional judgement we determined the materiality for the financial statements as a whole at USD 7.5 million (2021: USD 4.5 million). The materiality is determined with reference to a three year's average revenue of USD 1.3 billion. We consider a revenue-related metric as the most appropriate benchmark because of the volatility in profit before tax in the past years. The increase in our materiality is due to an increase in the revenue benchmark compared to the prior year as well as the increased overall performance as a result of which the overall risk profile decreased. We have also taken into account misstatements and/or possible misstatements that in our opinion are material for the users of the financial statements for qualitative reasons.

We agreed with the Supervisory Board that misstatements identified during our audit in excess of USD 375 thousand would be reported to them, as well as smaller misstatements that in our view must be reported on qualitative grounds.

Scope of the group audit

AMG is at the head of a group of components. The financial information of these components is included in the financial statements of AMG NV.

Our group audit mainly focused on significant components. These are components that are (i) of individual financial significance to the group, or (ii) that, due to their specific nature or circumstances,

are likely to include significant risks of material misstatement of the group financial statements. We identified 6 significant components. We selected 9 components where we requested the component auditor to perform an audit of the complete reporting package ('full scope') and 4 components where we instructed the component auditor to perform an audit of specific items and/or specified audit procedures ('specific scope'). As group team we audited 2 components ourselves (1 full scope component, being the parent company AMG NV, and 1 specific scope component).

We have:

- performed audit procedures at the group level in respect of goodwill and other investments and audited certain accounts recorded in corporate entities, such as share-based payments, loans and borrowings, environmental provisions, U.S. pension plans, corporate derivatives and certain U.S. and Dutch income tax positions;
- made use of the audit procedures performed by other KPMG component auditors in Germany, France, the United Kingdom, the United States, China and Brazil.

For the residual population not in scope we performed analytical procedures in order to corroborate that our scoping remained appropriate throughout the audit.



By performing the procedures mentioned above at group components, together with additional procedures at group level, we have been able to obtain sufficient and appropriate audit evidence about the group's financial information to provide an opinion about the financial statements.

The audit coverage as stated in the section summary can be further specified as follows:



Audit response to the risk of fraud and non-compliance with laws and regulations

In the chapter 'Risk Management & Internal Controls' of the Annual Report, the Management Board describes its procedures in respect of the risk of fraud and non-compliance with laws and regulations and the Supervisory Board reflects on this in the chapter 'Report of the Supervisory Board' of the Annual Report.

As part of our audit, we have gained insights into AMG and its business environment, and assessed the design and implementation of the Company's internal controls in relation to fraud and non-compliance. Our procedures included, among other things, assessing AMG's code of conduct, speak up and reporting policy and inspection of the incidents register. Furthermore, we performed relevant inquiries with the Management Board, Supervisory Board, Audit Committee and other relevant functions, such as Internal Audit, Legal Counsel and Chief Compliance Officer. As part of our audit procedures, we:

- obtained an understanding of how the Company uses information technology (IT) and the impact of IT on the financial statements, including the potential for cybersecurity incidents to have a material impact on the financial statements;
- assessed other positions held by management board members and paid special attention to procedures and compliance in view of possible conflicts of interest;
- evaluated, where applicable, investigation reports on indications of possible fraud and non-compliance;
- evaluated correspondence with supervisory authorities and regulators as well as legal confirmation letters.

In addition, we performed procedures to obtain an understanding of the legal and regulatory frameworks that are applicable to AMG and identified the areas that are most likely to have a

material effect on the financial statements, including legislation with an indirect effect such as competition legislation, employment legislation, anti-bribery and corruption laws and regulations, environmental and mining legislation and health and safety legislation.

We, together with our forensics specialists, evaluated the fraud and non-compliance risk factors to consider whether those factors indicate a risk of material misstatement in the financial statements.

Based on the above and on the auditing standards, we identified the following fraud risks that are relevant to our audit, including the relevant presumed risks laid down in the auditing standards, and responded as follows:

Management override of controls (a presumed risk)

Risk:

- Management is in a unique position to manipulate accounting records and prepare fraudulent financial statements by overriding controls that otherwise appear to be operating effectively.

Responses:

- We evaluated the design and the implementation of internal controls that mitigate fraud risk, such as the internal controls related to journal entries.
- We performed data analyses of high-risk journal entries. Where we identified instances of unexpected journal entries or other risks through our data analytics, we performed additional audit procedures to address each identified risk. These procedures also included testing of transactions back to source information.



- We verified the accuracy of material post-closing entries recorded in the general ledger.
- We evaluated key estimates and judgments for bias by the Company's Management Board, including retrospective reviews of prior year's estimates with respect to certain provisions related to AMG's production facilities and mining operations; such as the provision for environmental remediation costs and the restoration provision, and certain provisions related to AMG's construction contracts with customers, such as warranty provisions and cost estimate provisions. We assessed the appropriateness of changes in estimates compared with the prior year regarding the methods applied and underlying assumptions used to prepare accounting estimates.
- We incorporated elements of unpredictability in our audit, such as selecting certain new contracts for inspection and performing a site visit at a component which is not in scope for the group audit.

Revenue recognition (a presumed risk)

- Our procedures to address the fraud risk related to revenue recognition are included in the key audit matter.
- Our evaluation of procedures performed related to fraud and non-compliance with laws and regulations did not result in any other key audit matter.
- We communicated our risk assessment, audit responses and results to the Management Board and the Supervisory Board.
- Our audit procedures did not reveal indications and/or reasonable suspicion of fraud and non-compliance that are considered material for our audit.

Audit response to climate-related risks

The Company has set out its commitments relating to climate change in the 'Sustainable Development' chapter of the Annual Report. The commitments relate to a 20% reduction of direct (i.e., Scope 1 and 2) CO₂ emissions by 2030 from a baseline of 2019, adjusted for the startup of the Zanesville factory, and an increase in its enabled CO₂ reduction by 10% per year from 2021 levels through 2030, as set out in sections 'Air Emissions' and 'Customer Environmental Impacts', respectively.

The Company has assessed, against the background of the company's business and operations, how climate-related risks and opportunities and the company's own commitments could have a significant impact on its business or could impose the need to adapt its strategy and operations.

Management has considered the impact of both transition and physical risks on the financial statements in accordance with the applicable financial reporting framework. In the 'Climate Change Risk and Opportunity' section of the chapter 'Risk Management & Internal Controls', further elaboration is provided on physical risk and transition risk.

Physical risk has been assessed in detail with support of a third party, and focuses on surface water flooding, riverine flooding, coastal inundation, wildfire, soil movement, extreme wind, extreme heat and freeze/thaw.

Management assessed that transition risks may result from various factors, including but not limited to carbon pricing, changing regulations involving energy efficiency and water management, shifting away from fossil fuel use, renewable energy law, changing insurance premiums, supply and demand for metals and minerals, community perceptions, and public reputation.

Management prepared the financial statements, including considering whether the implications from climate-related risks and commitments have been appropriately accounted for and disclosed. Management has not identified any risks which would have a material effect on amounts and disclosures as included in the financial statements as at December 31, 2022.

As part of our audit we performed a risk assessment of the impact of climate-related risk and the commitments made by the Company in respect of climate change on the financial statements and our audit approach.

In respect of our climate-related risk assessment and response, we performed the following procedures:

- Understanding management's processes of assessing climate-related risks and opportunities based on enquiries with the Management Board and the Company's in-house sustainability experts;
- Inspecting and discussing management's internal documentation of the assessment of physical risk and transitional risk, and inspecting a physical risk assessment report that was prepared by a third party under the responsibility of management;
- Evaluating climate-related fraud risk factors, such as for climate-related targets that may cause pressure coming from external stakeholders or from internal factors as certain ratios are included in management compensation plans. We have assessed whether this results in a risk of material misstatement of the financial statements due to fraud.
- Assessing climate-related risks and opportunities based on inspection of third-party streamlined Life Cycle Assessments (LCAs) for twelve of AMG's products, as described in the section 'Customer Environmental Impacts' of the chapter 'Sustainable Development';
- Using KPMG climate change subject matter experts, to assist in understanding the climate-related risk assessment as performed by management, inspecting underlying documentation of such risk assessment, and in assessing how climate-related risks and opportunities may affect the entity and its accounting in the current year's financial statements.

Based on the procedures performed above, we found climate-related risks have no material impact on the current financial statements under the requirements of EU-IFRS, and did not impact our key audit matters.

Furthermore we have read the 'Other information' with respect to climate-related risks as included in the annual report and considered the material consistency with the financial statements, our knowledge obtained through the audit, in particular as described above and our knowledge obtained otherwise.

Our key audit matters

Key audit matters are those matters that, in our professional judgement, were of most significance in our audit of the financial statements. We have communicated the below key audit matter to the Supervisory Board. The key audit matters are not a comprehensive reflection of all matters discussed.

Revenue recognition for the sale of goods and construction contracts

Description

As described in note 5 of the financial statements, revenue for sales of goods is recognized at the amount of the consideration to which the Company expects to be entitled at the point in time at which the performance obligation is satisfied. Revenue related to furnace construction contracts is recorded over time based on the progress made towards complete satisfaction of the contract as determined by management. Revenue recognition related to furnace construction contracts is based on an overall engineering design plan and estimate of the progress made over time towards complete satisfaction of the contract, based on work performed in-house and by sub-contractors. The determination of the progress made involves examination of third-party statements for activities outsourced. The assessment whether the performance obligation has been satisfied requires consideration of contract terms, such as incoterms, delivery time and, in some cases, customer acceptance notifications. Revenue recognition is significant to our audit and contains a risk of fraud in respect of cut-off at year-end.

Our response

Our procedures responsive to the identified fraud risk for revenue cut-off included, amongst others:

- assessing of the revenue recognition method per revenue category, including assessing the relevant cut-off period;
- gaining an understanding over significant customer contracts and standard terms and conditions applied;
- evaluating the design and implementation of the controls set up by the Management Board surrounding the correctness of revenue cut-off, with respect to the progress made and estimated margins for furnace construction contracts and assessing the moment in time when performance obligations have been satisfied for delivery of goods to customers;
- performing test of detail audit procedures for a selection of transactions within the relevant cut-off period using audit sampling techniques. For the selected items we verified, amongst others, underlying sales contracts and sales orders, shipping documents, sales invoices and third party confirmation to determine the revenue for selected items was recognized in the appropriate accounting period;
- performing test of detail audit procedures for a selection of transactions related to furnace construction contracts and verifying the contract cost incurred, the expected contract revenue, the measurement of progress made at the balance sheet date and the assessment of cost to complete the selected contracts, to conclude on the appropriate revenue recognition;
- verifying credit notes issued in the subsequent financial period related to revenue transactions recognized in the financial year 2022;
- assessing the adequacy of the disclosures related to revenue in the notes to the financial statements.

Our observation

Based on our procedures performed for revenue recognition we conclude that revenue is recorded in the appropriate accounting period and disclosed in accordance with EU-IFRS.



Report on the other information included in the annual report

In addition to the financial statements and our auditor's report thereon, the annual report contains other information.

Based on the following procedures performed, we conclude that the other information:

- is consistent with the financial statements and does not contain material misstatements; and
- contains the information as required by Part 9 of Book 2 of the Dutch Civil Code for the Report of the Management Board and other information.

We have read the other information. Based on our knowledge and understanding obtained through our audit of the financial statements or otherwise, we have considered whether the other information contains material misstatements.

By performing these procedures, we comply with the requirements of Part 9 of Book 2 of the Dutch Civil Code and the Dutch Standard 720. The scope of the procedures performed is less than the scope of those performed in our audit of the financial statements.

The Management Board is responsible for the preparation of the other information, including the information as required by Part 9 of Book 2 of the Dutch Civil Code.

Report on other legal and regulatory requirements and ESEF

Engagement

We were firstly engaged by the General Meeting of Shareholders as auditor of AMG on May 4, 2016, as of the audit for the year 2016 and have operated as statutory auditor ever since that financial year.

No prohibited non-audit services

We have not provided prohibited non-audit services as referred to in Article 5(1) of the EU Regulation on specific requirements regarding statutory audits of public-interest entities.

European Single Electronic Format (ESEF)

AMG has prepared its annual report in ESEF. The requirements for this are set out in the Delegated Regulation (EU) 2019/815 with regard to regulatory technical standards on the specification of a single electronic reporting format (hereinafter: the RTS on ESEF).

In our opinion the annual report prepared in XHTML format, including the (partly) marked-up consolidated financial statements as included in the reporting package by AMG, complies in all material respects with the RTS on ESEF.

The Management Board is responsible for preparing the annual report including the financial statements in accordance with the RTS on ESEF, whereby the Management Board combines the various components into one single reporting package.

Our responsibility is to obtain reasonable assurance for our opinion whether the annual report in this reporting package

complies with the RTS on ESEF. We performed our examination in accordance with Dutch law, including Dutch Standard 3950N 'Assurance-opdrachten inzake het voldoen aan de criteria voor het opstellen van een digitaal verantwoordingsdocument' (assurance engagements relating to compliance with criteria for digital reporting). Our examination included among others:

- obtaining an understanding of the entity's financial reporting process, including the preparation of the reporting package;
- identifying and assessing the risks that the annual report does not comply in all material respects with the RTS on ESEF and designing and performing further assurance procedures responsive to those risks to provide a basis for our opinion, including:
- obtaining the reporting package and performing validations to determine whether the reporting package containing the Inline XBRL instance document and the XBRL extension taxonomy files have been prepared in accordance with the technical specifications as included in the RTS on ESEF;
- examining the information related to the consolidated financial statements in the reporting package to determine whether all required mark-ups have been applied and whether these are in accordance with the RTS on ESEF.

Description of responsibilities regarding the financial statements

Responsibilities of the Management Board and the Supervisory Board for the financial statements

The Management Board is responsible for the preparation and fair presentation of the financial statements in accordance with EU-IFRS and Part 9 of Book 2 of the Dutch Civil Code. Furthermore, the Management Board is responsible for such internal control as the Management Board determines is necessary to enable the preparation of the financial statements that are free from material misstatement, whether due to fraud or error. In that respect the Management Board, under supervision of the Supervisory Board, is responsible for the prevention and detection of fraud and non-compliance with laws and regulations, including determining measures to resolve the consequences of it and to prevent recurrence.

As part of the preparation of the financial statements, the Management Board is responsible for assessing the Company's ability to continue as a going concern. Based on the financial reporting frameworks mentioned, the Management Board should prepare the financial statements using the going concern basis of accounting unless the Management Board either intends to liquidate the Company or to cease operations, or has no realistic alternative but to do so. The Management Board should disclose events and circumstances that may cast significant doubt on the Company's ability to continue as a going concern in the financial statements.

The Supervisory Board is responsible for overseeing the Company's financial reporting process.



Our responsibilities for the audit of the financial statements

Our objective is to plan and perform the audit engagement in a manner that allows us to obtain sufficient and appropriate audit evidence for our opinion.

Our audit has been performed with a high, but not absolute, level of assurance, which means we may not detect all material errors and fraud during our audit.

Misstatements can arise from fraud or error and are considered material if, individually or in the aggregate, they could reasonably be expected to influence the economic decisions of users taken

on the basis of these financial statements. The materiality affects the nature, timing and extent of our audit procedures and the evaluation of the effect of identified misstatements on our opinion.

A further description of our responsibilities for the audit of the financial statements is included in the appendix of this auditor's report. This description forms part of our auditor's report.

Amstelveen, March 15, 2023

KPMG Accountants N.V.

J. Schrupf RA

Appendix:

Description of our responsibilities for the audit of the financial statements

We have exercised professional judgement and have maintained professional scepticism throughout the audit, in accordance with Dutch Standards on Auditing, ethical requirements and independence requirements. Our audit included among others:

- identifying and assessing the risks of material misstatement of the financial statements, whether due to fraud or error, designing and performing audit procedures responsive to those risks, and obtaining audit evidence that is sufficient and appropriate to provide a basis for our opinion. The risk of not detecting a material misstatement resulting from fraud is higher than the risk resulting from error, as fraud may involve collusion, forgery, intentional omissions, misrepresentations, or the override of internal control;
- obtaining an understanding of internal control relevant to the audit in order to design audit procedures that are appropriate in the circumstances, but not for the purpose of expressing an opinion on the effectiveness of the Company's internal control;
- evaluating the appropriateness of accounting policies used and the reasonableness of accounting estimates and related disclosures made by the Management Board;
- concluding on the appropriateness of the Management Board's use of the going concern basis of accounting, and based on the audit evidence obtained, whether a material uncertainty exists related to events or conditions that may cast significant doubt on the Company's ability to continue as a going concern. If we conclude that a material uncertainty exists, we are required to draw attention in our auditor's report to the related disclosures in the financial statements or, if such disclosures are inadequate, to modify our opinion. Our conclusions are based on the audit evidence obtained up to the date of our auditor's report. However, future events or conditions may cause a company to cease to continue as a going concern;

- evaluating the overall presentation, structure and content of the financial statements, including the disclosures; and
- evaluating whether the financial statements represent the underlying transactions and events in a manner that achieves fair presentation.

We are solely responsible for the opinion and therefore responsible to obtain sufficient appropriate audit evidence regarding the financial information of the entities or business activities within the group to express an opinion on the financial statements. In this respect we are also responsible for directing, supervising and performing the group audit.

We communicate with the Supervisory Board regarding, among other matters, the planned scope and timing of the audit and significant audit findings, including any significant findings in internal control that we identify during our audit. In this respect we also submit an additional report to the audit committee in accordance with Article 11 of the EU Regulation on specific requirements regarding statutory audits of public-interest entities. The information included in this additional report is consistent with our audit opinion in this auditor's report.

We provide the Supervisory Board with a statement that we have complied with relevant ethical requirements regarding independence, and to communicate with them all relationships and other matters that may reasonably be thought to bear on our independence, and where applicable, related safeguards.

From the matters communicated with the Supervisory Board, we determine the key audit matters: those matters that were of most significance in the audit of the financial statements. We describe these matters in our auditor's report unless law or regulation precludes public disclosure about the matter or when, in extremely rare circumstances, not communicating the matter is in the public interest.

SHAREHOLDER INFORMATION

MANAGEMENT BOARD

Dr. Heinz Schimmelbusch

Chairman and Chief Executive Officer

Eric Jackson

Chief Operating Officer

Jackson Dunckel

Chief Financial Officer

SUPERVISORY BOARD

Steve Hanke

Chairman

Selection & Appointment Committee (Chair)

Willem van Hassel

Vice Chairman

Audit & Risk Management Committee

Herb Depp

Remuneration Committee (Chair)

Donatella Ceccarelli

Audit & Risk Management Committee (Chair)

Selection & Appointment Committee

Dagmar Bottenbruch

Remuneration Committee

Warmolt Prins

Audit & Risk Management Committee

LISTING AGENT

ABN AMRO

PAYING AGENT

ABN AMRO

EURONEXT: AMG

Trade Register

TRADE REGISTER

AMG Advanced Metallurgical Group N.V. is registered with the trade register in the Netherlands under no. 34261128

COPIES OF THE ANNUAL REPORT

and further information can be obtained from the Investor Relations Department of the Company or by accessing the Company's website:

EMAIL

info@amg-nv.com

WEBSITE

amg-nv.com

This document is the PDF/printed version of AMG Advanced Metallurgical Group N.V.'s 2022 annual report in the European single electronic reporting format (ESEF) and has been prepared for ease of use. The ESEF reporting package is available on the company's website. In case of any discrepancies between this PDF version and the ESEF reporting package, the latter prevails.



AMG ADVANCED METALLURGICAL GROUP N.V.

Head Office—Netherlands
WTC Amsterdam
Toren C
Strawinskylaan 1343
1077 XX Amsterdam Netherlands
T: +31 20 7147 140

United States Office
Building 200
435 Devon Park Drive
Wayne, PA 19087
United States
Email: info@amg-nv.com
amg-nv.com

**AMG ADVANCED METALLURGICAL
GROUP N.V.**

ANNUAL REPORT 2022

